



OKLAHOMA STATE REGENTS
FOR HIGHER EDUCATION

Improving our future by degrees

Agenda

October 17, 2013

NOTE

This document contains recommendations and reports to the State Regents regarding items on the October 17, 2013 regular meeting agenda. For additional information, please call 405-225-9116 or to get this document electronically go to www.okhighered.org State System.

Materials and recommendations contained in this agenda are tentative and unofficial prior to State Regents' approval or acceptance on October 17, 2013.

OKLAHOMA STATE REGENTS FOR HIGHER EDUCATION
655 Research Parkway, Oklahoma City

A G E N D A

Thursday, October 17, 2013 – 9 a.m.
State Regents' Conference Room
655 Research Parkway, Suite 200, Oklahoma City
Chairman James D. "Jimmy" Harrel, Presiding

1. **Announcement of filing of meeting notice and posting of the agenda in accordance with the Open Meeting Act.**
2. **Call to Order.** Roll call and announcement of quorum.
3. **Minutes of Previous Meetings.** Approval of minutes.
4. **Report of the Chairman.** (No Action, No Discussion).
5. **Report of Chancellor.** (No Action, No Discussion).

ACADEMIC

6. **New Programs.** University of Oklahoma. Approval to offer the Doctor of Philosophy in Planning, Design, and Construction. Page 1.
7. **Oklahoma's Promise.** Approval of the official funding estimate for FY2015. Page 9.
8. **Policy.**
 - a. Consideration of request to continue the out-of-state student policy exception for the Oklahoma State University Center for Veterinary Health Sciences. Page 15.
 - b. Renee Neuwald Memorial Scholarship. Approval of repeal of State Regents' policy. Page 17.
 - c. Council on Information Technology. Approval of revisions to the State Regents' policy for the Council on Information Technology. Page 19.
 - d. Investment. Approval of investment policy change for asset allocation model. Page 23.

FISCAL

9. **E&G Budget Allocations.** Approval of Research Day Grant to University of Central Oklahoma. Page 27.
10. **Master Lease Program.** Approval of listing of projects for submission to the Council of Bond Oversight of the 2013 REAL Property Master Lease Program. Page 29.
11. **Endowment.** Approval of June 30, 2013 market values, distribution schedules and reports. Page 33.
12. **Contracts and Purchases.** Approval of contracts and purchases over \$100,000. Page 55.
13. **Audit.** Acceptance of the Audit Report for the fiscal year ending June 30, 2013. Page 57.
14. **Investments.** Approval of new investment managers. Page 59.

EXECUTIVE

15. **Commendations.** Recognition of State Regents' staff for service and recognitions on state and national projects. Page 61.
16. **Executive Session.** Page 65.

Possible vote to go into executive session pursuant to Title 25, Oklahoma Statutes, Section 307(B)(4), for confidential communications between a public body and its attorneys concerning pending investigations, claims or actions.

Return to open session.

CONSENT DOCKET

17. **Consent Docket.** Approval/ratification of the following routine requests which are consistent with State Regents' policies and procedures or previous actions.
 - a. Programs.
 - (1) Program Modifications. Approval of institutional requests. Page 67.
 - (2) Suspensions. Ratification of institutional requests. Page 69.
 - b. Agency Operations. Approval of ratification of purchases over \$25,000. Page 71.
 - c. Non-Academic Degree. Approval of a request from the University of Central Oklahoma to award a posthumous degree. Page 73.

18. **Reports.** Acceptance of reports listed.
 - a. Programs. Status report on program requests. (Supplement) Page 75.
 - b. Annual Reports.
 - (1) Acceptance of the Academic Policy Exceptions Quarterly Report. Page 77.
 - (2) 2012-2013 Annual Accreditation Report. Page 79.
 - (3) Deleted item.
 - (4) Faculty Salary Report, FY2013. Page 89.
 - (5) Preparing for College Mass Mailing. Page 91.
19. **Report of the Committees.** (No Action, No Discussion).
 - a. Academic Affairs and Social Justice and Student Services Committees.
 - b. Budget and Audit Committee.
 - c. Strategic Planning and Personnel Committee and Technology Committee.
 - d. Investment Committee.
20. **New Business.** Consideration of "any matter not known about or which could not have been reasonably foreseen prior to the time of posting the agenda."
21. **Announcement of Next Regular Meeting** — A Special Budget meeting of the State Regents is scheduled for Thursday, November 7. The next regular meetings are scheduled to be held on Wednesday, December 4, 2013 at 10:30 a.m. and Thursday, December 5, 2013 at 9 a.m. at the State Regents' Office in Oklahoma City.
22. **Adjournment.**

Meeting of the
OKLAHOMA STATE REGENTS FOR HIGHER EDUCATION
October 17, 2013

AGENDA ITEM #6:

New Programs.

SUBJECT: University of Oklahoma. Approval to offer the Doctor of Philosophy in Planning, Design, and Construction.

RECOMMENDATION:

It is recommended that the State Regents approve the University of Oklahoma's request to offer the Doctor of Philosophy in Planning, Design, and Construction with the stipulation that continuation of the program will depend upon meeting the criteria established by the institution and approved by the State Regents, as described below.

- **Doctor of Philosophy in Planning, Design, and Construction.** Continuation beyond Fall 2019 will depend upon meeting the following criteria:
Majors enrolled: a minimum of 16 students in Fall 2018; and
Graduates: a minimum of 3 students in 2018-2019.

BACKGROUND:

Academic Plan

The University of Oklahoma's (OU) Academic Plan lists the following institutional priorities and new funding initiatives:

- Continue aggressive recruitment of large freshmen classes and improve the processing of graduate student applications for admission.
- Continue improving the undergraduate retention and graduate rates by 1) utilizing the holistic admissions to be able to provide early invention/mentoring/tutoring for students whose profiles suggest they will profit from such aggressive intervention, 2) increase the coordination of undergraduate academic advising across campus, and 3) enhance course offerings during the summer session. Additionally, we will work to get undergraduate students actively working towards a timely and, therefore, more efficient timeline for their degree completion.
- Continue to manage undergraduate course offerings to adequately meet student needs for courses by requiring course sections to be fully enrolled and by adding sections as needed to meet student demand by utilizing qualified instructors, lecturers, and other adjunct instructors

APRA Implementation

In August 1991, the State Regents launched the Academic Planning/Resource Allocation (APRA) initiative, which was based on the principle that institutional officials would prioritize their programs and activities, and then fund higher priority activities at levels that ensured quality. In times of flat or declining budgets or financial constraints, institutions are expected to reallocate resources from lower

priority activities to higher priority activities, rather than reducing quality by funding lower priority activities at the same rate as higher priority activities.

Since 1992, OU has taken the following program actions in response to APRA:

83	Degree and/or certificate programs deleted
69	Degree and/or certificate programs added

Program Review

OU offers 261 degree and/or certificate programs as follows:

10	Certificates
0	Associate of Arts or Sciences Degrees
0	Associate of Applied Science Degrees
112	Baccalaureate Degrees
86	Master's Degrees
53	Doctoral Degrees
0	First Professional Degrees

All of these programs were reviewed in the past five years with the exception of those programs with specialty accreditation. Programs with specialty accreditation are aligned with OU's program review schedule as appropriate. Thus, if a professional program received a ten-year accreditation, it would not be reviewed for ten years, which is an approved exception to State Regents' policy.

Program Development Process

OU's faculty developed the proposal, which was reviewed and approved by institutional officials. OU's governing board approved delivery of the Doctor of Philosophy in Planning, Design, and Construction at the January 25, 2012 meeting. OU requests authorization to offer this degree as outlined below.

POLICY ISSUES:

This action is consistent with the Academic Program Approval policy.

ANALYSIS:

Doctor of Philosophy in Planning, Design, and Construction

Program purpose. The purpose of the proposed degree program is to provide the education and training needed to prepare students to become faculty members in the discipline.

Program rationale and background. Recent trends in practice and in academia demonstrate a growing need for advanced degrees in the Architecture disciplines. In practice, the increasing complexity of the construction industry, technological advances, and a renewed focus on energy efficiency has led to a growing demand for research related to the built environment and for interdisciplinary collaboration. Therefore, there is an increased demand for researchers to produce new knowledge about the built environment. In academia, the built environment is viewed as an indicator of cultural expression and of national identities. Buildings and cities have become subject to the same rigorous intellectual examination that has typically been associated with disciplines like history, literature, and the social sciences. Consequently, there is an increased need for faculty with doctoral degrees who understand the methods by which these links can be made and who can guide students to contribute to these new fields of study. The proposed program will be unique in that one area of focus is that of the American Indian built

environment in the western United States. This area is a virtually unexplored topic from the viewpoint of the Architecture disciplines. The National Council of Architectural Registration Boards show that the number of schools offering a doctoral degree in Architecture has doubled in the past twelve years. OU has had several qualified students from across the United States inquire about a doctoral program in the College of Architecture. In response to the emerging need, OU faculty believe they are uniquely situated to capture this growing market by developing the proposed program.

Employment opportunities. Job growth for individuals holding an advanced degree in the architecture discipline is expected to increase over the next ten years. For individuals interested in pursuing faculty positions, the Association of Collegiate Schools of Architecture shows that 58 percent of the current positions for faculty in both research and teaching require a doctorate as minimum qualifications for application and the remaining 42 percent indicate giving preference to individuals holding a doctorate. Careers in other related areas of architecture, such as regional and city planning, interior design, construction and landscape architecture, are also expected to increase. With this increase in job opportunities, along with the surge in retirements from faculty in these disciplines, the demand for individuals with doctoral degrees to replace faculty and researchers also rises. OU is confident that graduates of the proposed program will find employment within the field of architecture.

Student demand. The proposed degree program is expected to meet the enrollment and graduate standards by the established deadline prior to final approval by the State Regents as shown in the following table.

Productivity Category	Criteria	Deadline
Minimum Enrollment of majors in the program	16	Fall 2018
Minimum Graduates from the program	3	2018-2019

External Review. Doctoral programs represent a long-term commitment for an institution. Faculty, support staff, equipment, facilities and resources are required for research and training doctoral students. This translates to considerable investments in time and funds, therefore institutions infrequently develop new doctoral programs.

For these reasons, two external reviewers, Drs. Kevin Krizek and Guillermo Vásquez de Velasco, conducted a paper review (*i.e.*, no site visit) of the proposed degree program. Dr. Krizek is currently a Professor in the Department of Planning and Design and former director of the Ph.D. Program in Design and Planning at the University of Colorado. Dr. Vásquez de Velasco is the Dean of the College of Architecture and Planning at Ball State University. Both reviewers have extensive experience in the academic area of architecture as well as knowledge of the quality standards required for successful doctoral programs in architecture.

The external evaluators' charge was to assess the viability and quality of the proposed degree program with specific attention to issues of duplication of programs, student demand, productivity standards and funding implications. The evaluators used the State Regents' *Academic Program Approval* policy and background information on the State Regents' Academic Planning and Resource Allocation initiative to frame the review.

The team's overall evaluation included the following findings:

- The program makes effective use of the existing areas of academic strength and builds substantial uniqueness by addressing the field of Native American Studies from the perspective of the professions of the built environment.

- There is no duplication with any program in the state.
- There is a burgeoning market for graduates with such skills and credentials.
- The vision of a single doctoral degree program that articulates all the areas of professional study in the college is commendable.
- The program has a clear and viable market at the state and regional levels and can use this to their advantage to be highly selective in terms of admissions.
- The institution is well provided of the infrastructure needed to support the program.
- The additional resources needed for the initial implementation of the program are not substantial and appear to be available.

The team declared strong support to establish the program at OU. The reviewers agree that developing a Doctor of Philosophy in Planning, Design, and Construction will enhance and is central to the mission of the University of Oklahoma to provide the best possible educational experience for students through excellence in teaching, research, creative activity and services to the state and society. There is a core group of faculty who has the knowledge, experience and skills to initiate the program and build it over time.

While recommending State Regents' approval, the evaluators offered some suggestions for improvement of the proposed program over time:

- The substantive content for the two core courses could warrant additional detail and consideration, particularly in terms of various learning outcomes.
- Support for faculty research and development will need to be further developed and sustained over time. Funds to support a grants infrastructure, mentoring to assist faculty to obtain external grants, and strategic planning for the school's research programs will be necessary over time. Future growth will depend on this. Current faculty research interests appear to be very diverse; strength could be found in developing 'cores' of related research interest areas.
- Overall funding for the program is modest, considering program growth, the need for stipends and tuition, as well as other considerations mentioned above.
- The University/College could possibly aid more in leveraging assistantships, particularly for teaching.
- The program may have a challenge attracting national-level applicants in areas of strength, but not uniqueness. This challenge can be substantially reduced through the opportunity to offer competitive financial offers to high achieving applicants.
- Small student cohorts may not allow for the formal delivery (formal loading) of core courses.

OU responded satisfactorily to these recommendations.

The curriculum for the program meets State Regents' and national curricular standards for architecture programs, as do the proposed admission, retention, and graduation standards. The number of faculty, their level of activity, and scholarly expertise are consistent with successful doctoral programs. To summarize, the evaluators indicated the proposed degree program was of high quality and they strongly supported its implementation.

Duplication and impact on existing programs. There are no Doctor of Philosophy in Planning, Design, and Construction programs offered in Oklahoma. A system wide letter of intent was communicated by email on April 12, 2012. None of the State System institutions notified State Regents' staff of a protest to the proposed degree program. Approval will not constitute unnecessary duplication.

Curriculum. The proposed degree program will consist of 58 total credit hours each as shown in the following table. Two new courses will be added and the curriculum is detailed in the attachment (Attachment A).

Content Area	Credit Hours
Core Courses	6
Guided Courses and Dissertation Hours	40
Electives	12
Total	58

Faculty and staff. Existing faculty will teach the proposed degree program. Additional faculty will be hired as needed.

Support services. The library, facilities, and equipment are adequate for this degree program.

Financing. The proposed degree program will be offered on a self-supporting basis and the current tuition and fee structure will be sufficient to adequately fund the program. No additional funding is requested from the State Regents to support the degree program.

Program resource requirements. Program resource requirements for the Doctor of Philosophy in Planning, Design, and Construction are shown in the following tables.

A. Funding Sources	Year of Program				
	1 st Year	2 nd Year	3 rd Year	4 th Year	5 th Year
Total Resources Available from Federal Sources	\$0	\$0	\$0	\$0	\$0
Total Resources Available from Other Non-State Sources	\$10,000	\$10,000	\$10,000	\$10,000	\$10,000
Narrative/Explanation: New funds for College of Architecture from Dean's fund					
Existing State Resources	\$118,700	\$118,700	\$118,700	\$118,700	\$118,700
Narrative/Explanation: Current budget for salary and benefits for 1 assistant-associate professor.					
State Resources Available through Internal Allocation and Reallocation	\$0	\$0	\$0	\$0	\$0
Student Tuition	\$46,800	\$93,600	\$140,400	\$163,800	\$187,200
Narrative/Explanation: Tuition is calculated based on \$650 per credit hour and on the program enrolling the following number of students in years 1-5: 4, 8, 12, 14, 16. OU anticipates students completing 18 credit hours each academic year.					
TOTAL	\$175,500	\$222,300	\$269,100	\$292,500	\$315,900

B. Breakdown of Budget Expenses/Requirements	Year of Program				
	1 st Year	2 nd Year	3 rd Year	4 th Year	5 th Year
Administrative/Other Professional Staff	\$13,600	\$13,600	\$13,600	\$13,600	\$13,600

Narrative/Explanation: Amounts represent a stipend provided to the program coordinator and miscellaneous administrative costs.					
Faculty	\$98,700	\$98,700	\$98,700	\$98,700	\$98,700
Narrative/Explanation: Funds will be used for salary and benefits for a new faculty hired at the assistant professor level.					
Graduate Assistants	\$21,272	\$21,272	\$21,272	\$21,272	\$21,272
Narrative/Explanation: Amount represents the cost of two .50 FTE graduate assistants for nine month appointments.					
Student Employees	\$0	\$0	\$0	\$0	\$0
Equipment and Instructional Materials	\$5,000	\$5,000	\$5,000	\$5,000	\$5,000
Narrative/Explanation: Funds will be used for computers for graduate assistants and miscellaneous equipment and software needed to support the courses.					
Library	\$1,500	\$1,500	\$1,500	\$1,500	\$1,500
Narrative/Explanation: Funds will support books, archival documents and other data resources needed for the program.					
Contractual Services	\$0	\$0	\$0	\$0	\$0
Other Support Services	\$0	\$0	\$0	\$0	\$0
Commodities	\$0	\$0	\$0	\$0	\$0
Printing	\$1,500	\$1,500	\$1,500	\$1,500	\$1,500
Narrative/Explanation: Funds will be used to print marketing materials and other advertisement.					
Telecommunications	\$600	\$900	\$1,200	\$1,500	\$1,800
Narrative/Explanation: Funds will be used to support costs of telephones, web communications, and office technology services.					
Travel	\$2,400	\$2,400	\$3,000	\$3,000	\$3,600
Narrative/Explanation: Funds will support travel costs for 2 to 4 doctoral students to attend conferences.					
Awards and Grants	\$2,500	\$2,500	\$2,500	\$2,500	\$2,500
Narrative/Explanation: Funds will be used to provide grants to defray costs of research and or travel, as well as for one award for the best doctoral paper.					
TOTAL	\$147,072	\$147,372	\$148,272	\$148,572	\$149,472

Attachment

**UNIVERSITY OF OKLAHOMA
DOCTOR OF PHILOSOPHY IN PLANNING, DESIGN, AND CONSTRUCTION**

Degree Requirements	Credit Hours
Core	6
*PDC 6013 History and Theories of Planning, Design, and Construction	3
*PDC 6023 Research Methods	3
Guided Courses and Dissertation Hours	40
The 40 credit hours of Guided Courses will be tailored to each student's area of concentration and dissertation topic.	
General Electives	12
Students must complete 12 credit hours of General Electives selected from approved courses related to their area if concentration.	
Total	58

*Asterisks denote new courses

Meeting of the
OKLAHOMA STATE REGENTS FOR HIGHER EDUCATION
October 17, 2013

AGENDA ITEM #7:

Oklahoma's Promise.

SUBJECT: FY2015 Official Funding Estimate for the Oklahoma's Promise Scholarship Program.

RECOMMENDATION:

It is recommended that the State Regents provide to the State Board of Equalization a funding estimate of \$61 million for the cost of the Oklahoma's Promise scholarship program for fiscal year 2015 and further recommended that \$57 million of the funding estimate be allocated from the General Revenue Fund with the remaining \$4 million funded from the program's trust fund reserve.

BACKGROUND:

During the 2007 session, the Oklahoma Legislature passed SB 820 providing a dedicated funding source to ensure full and stable financial support for the Oklahoma's Promise program. By statute, the State Regents must provide a funding estimate to the State Board of Equalization no later than November 1 of each year. The funding estimate is for the fiscal year that begins the following July 1.

The seven-member State Board of Equalization is comprised of the Governor, Lieutenant Governor, State Auditor and Inspector, State Treasurer, Attorney General, Superintendent of Public Instruction, and the President of the Board of Agriculture. The Board is responsible for certifying the total amount of funds that the Legislature can appropriate from the state's General Revenue Fund. The Board also has the responsibility to determine the amount of revenue necessary to fund the Oklahoma's Promise scholarships and subtract that amount from the total funds available for appropriation from the General Revenue Fund.

POLICY ISSUES:

The implementation of a dedicated funding source for the Oklahoma's Promise program was a long-standing legislative goal of the State Regents. This funding process helps ensure that the promised financial benefit to students participating in the program will always be fulfilled. It also recognizes that the financial obligation of the Oklahoma's Promise program is an obligation of the state as a whole, not just the state's higher education system.

ANALYSIS:

FY2014-15 Estimate

Based on current data and projections, it is estimated that in 2014-15, the cost of the Oklahoma's Promise program will be \$61 million, a decrease of \$1,700,000 or 2.7 percent from the 2013-14 funding level of \$62.7 million. The number of students expected to receive an Oklahoma's Promise award in 2014-15 is 18,300, down about 1,000 or 5.2 percent from the original estimate of 19,300 recipients in 2013-14.

Factors taken into consideration to calculate the estimates include: (1) the enrollment rates of 8th, 9th, and 10th grade students in the program; (2) the rate at which Oklahoma's Promise high school students qualify

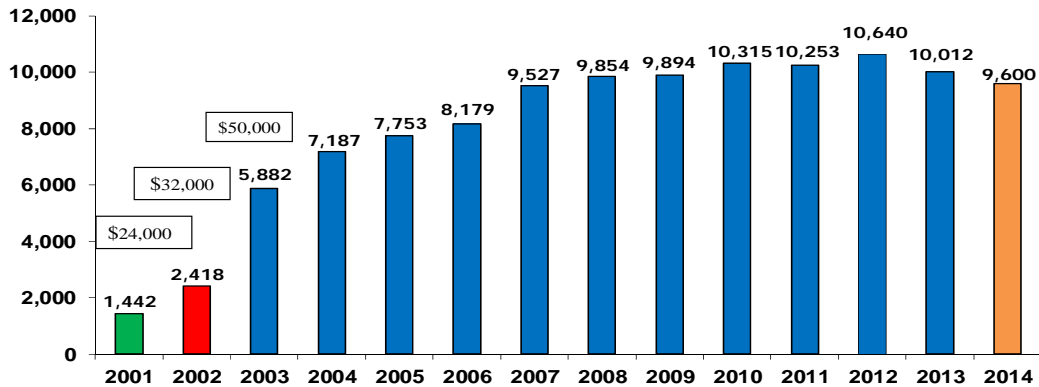
for the scholarship; (3) their high school-to-college going rates; (4) their enrollment patterns at colleges in Oklahoma; (5) their persistence/award-retention rates in college; (6) the average number of semester credit hours in which students enroll; (7) the tuition rates at each institution; and (8) estimated tuition increases.

The cost projections incorporate the following specific assumptions:

- The number of Oklahoma’s Promise students enrolled in the 2014 high school graduating class is projected to decline by about 400 students compared to the 2013 graduating class (from about 10,000 to 9,600). Because the \$50,000 family income eligibility limit is not inflation-adjusted, the number of students enrolling in the program in future years is expected to gradually decline.

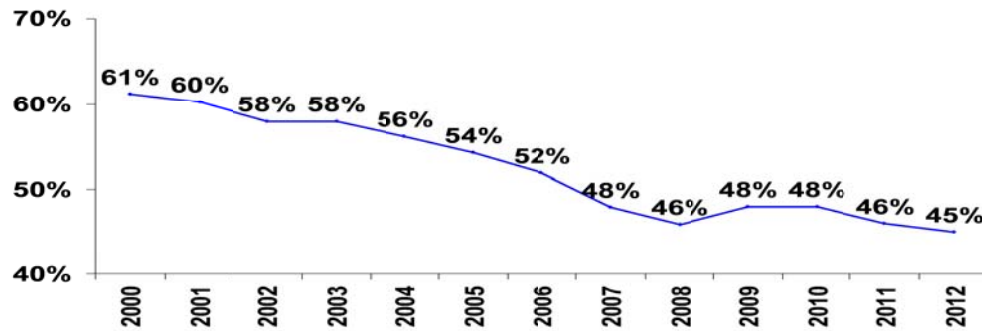


OKPromise High School Enrollment (By High School Graduation Year)



As of 9-23-13

Estimated Percent of Oklahoma Families with Total Income Under \$50,000



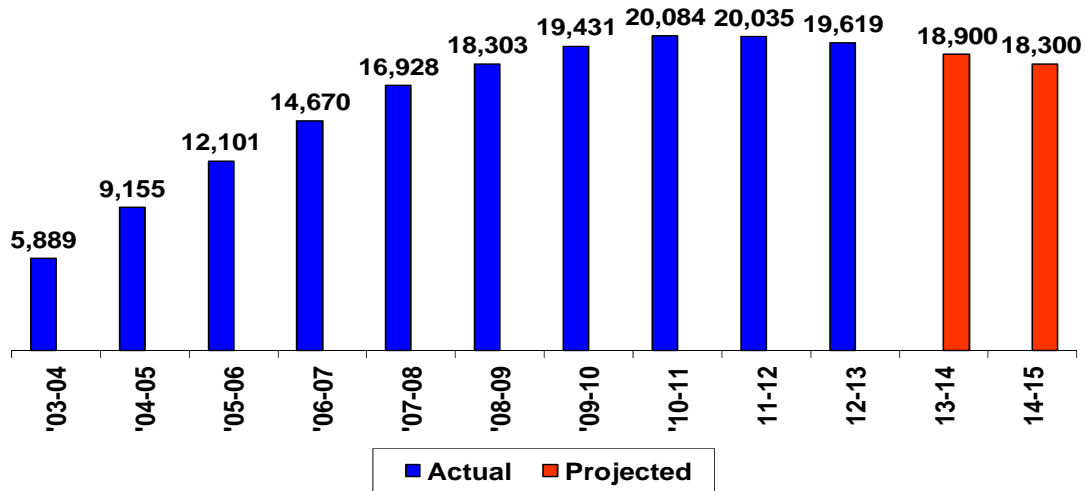
Source: US Census Bureau, 2000 Census, American Community Survey-2001-2012

- Sixty-four percent (64%) of Oklahoma’s Promise students in the high school graduating class of 2014 will qualify for the scholarship.
- About 78 percent of the 2014 high school graduates qualifying for the scholarship will actually enroll in an Oklahoma college and receive the scholarship in 2014-15. This assumption is slightly less than the historical average due in part to the implementation in fall 2012 of a new statutory second family income check that disqualifies students whose family income is more than \$100,000 at the time the student begins college. Approximately 60-90 students in each entering freshmen class are expected to be permanently disqualified by this provision.
- Students receiving the award in college will enroll in an average of about 26 semester credit hours.
- The award-retention/persistence rates of Oklahoma’s Promise students in college will be slightly less than prior years due to the implementation of a new statutory requirement that students must meet federal “Satisfactory Academic Progress” standards beginning in 2012-13 and new college GPA requirements that apply to students entering college in 2012 and thereafter.

Projected Scholarship Recipients

The number of Oklahoma’s Promise award recipients in college peaked at nearly 20,100 in 2011-12. Since then, the number has gradually declined each year and is expected to continue to decline in future years.

Scholarship Recipients



As of 9-24-13

Recommended Sources of Funding for FY2015

It is recommended that the FY2015 funding estimate of \$61 million be allocated from the following sources:

FY2015 General Revenue Fund	\$57,000,000
Program Trust Fund Reserve Expenditures for FY2015	\$4,000,000
Total FY2015 Funding Estimate	\$61,000,000

Based on the current reserve balance of the Oklahoma’s Promise Trust Fund and projected expenditures, the State Regents recommend that \$4 million be expended from the Trust Fund reserve in FY 2015 for scholarship costs. This amount should allow the Trust Fund to maintain a reserve balance of roughly 15 percent, or about \$10 million at the end of FY 2015. The Trust Fund reserve is necessary to address any variances that may occur between projected and actual expenditures. In addition, since the scholarship award expenditures are not uniform throughout the year, but are concentrated around the months of September and February, the reserve also ensures sufficient cash-flow resources if the state’s revenue experience ever restrains the timely allocation of funds. The recommended 15 percent reserve fund balance is also comparable to the level authorized for the state’s “Rainy Day Fund” (Constitutional Reserve Fund).

Update of 2013-14 Projected Costs

The most recent projection for 2013-14 actual expenditures is \$60.5 million, \$2.2 million or 3.5 percent less than the \$62.7 million funding level approved by the State Regents in October 2012. Reasons the updated cost projections are less than the original funding estimate include: (1) tuition rates at the

research universities did not increase for the 2013-14 academic year, and (2) award-retention rates of upper level college students are also expected to be slightly less than initial assumptions.

Expenditure History: The following table shows the program's history of expenditures since scholarships were first paid in 1996-97.

<u>Academic Year</u>	<u>Award Recipients</u>	<u>Percent Change</u>	<u>Award Expenditures</u>	<u>Percent Change</u>
1996-97	470		\$537,318	
1997-98	619	31.7%	\$758,685	41.2%
1998-99	850	37.3%	\$1,077,036	42.0%
1999-00	1,245	46.5%	\$1,699,893	57.8%
2000-01	1,717	37.9%	\$2,311,004	35.9%
2001-02	2,004	16.7%	\$2,913,845	26.1%
2002-03	2,982	48.8%	\$4,589,334	57.5%
2003-04	5,889	97.5%	\$10,433,160	127.3%
2004-05	9,155	55.5%	\$17,755,612	70.2%
2005-06	12,101	32.2%	\$25,860,675	45.6%
2006-07	14,670	21.2%	\$33,770,040	30.6%
2007-08	16,928	15.4%	\$43,010,109	27.4%
2008-09	18,303	8.1%	\$50,851,768	18.2%
2009-10	19,431	6.2%	\$53,159,416	4.5%
2010-11	20,084	3.4%	\$57,169,644	7.5%
2011-12	20,035	-0.2%	\$59,512,206	4.1%
2012-13	19,619	-2.1%	\$60,722,046	2.0%

2013-14 original funding estimate	19,300	-1.6%	\$62,700,000	3.3%
2013-14 updated projection	18,900	-2.1%	\$60,500,000	-3.5%

2014-15 estimate	18,300	-5.2%*	\$61,000,000	-2.7%*
-------------------------	---------------	---------------	---------------------	---------------

*percent change is compared to 2013-14 original funding estimate

Meeting of the
OKLAHOMA STATE REGENTS FOR HIGHER EDUCATION
October 17, 2013

AGENDA ITEM #8-a:

Policy.

SUBJECT: Approval to continue an interim proposal regarding the Oklahoma State University Center for Veterinary Health Sciences policy exception.

RECOMMENDATION:

It is recommended that the interim proposal approved by the State Regents on May 22, 2009 for Oklahoma State University Center for Veterinary Health Sciences to admit up to thirty (30) - 10 per year - nonresident transfer students in years 2, 3, and 4 from any U.S. veterinary college be continued until an articulation agreement is finalized. As required by policy, qualified Oklahoma residents will be given priority over nonresident students.

BACKGROUND:

Since 1971, the State Regents have set policy for the function, admissions, academic and program standards, setting a cap on the number of enrollments, and limiting the number of nonresident students for the Oklahoma State University Center for Veterinary Health Sciences (OSU-CVHS). The current cap on incoming students is 80; 25 percent may be nonresident students.

In December 2008, OSU-CVHS requested and received approval from the State Regents to develop an articulation agreement with the University of Arizona (UA). The exception allowed enrollment of 40 UA transfer students in the third and fourth years. Subsequently, in May 2009 OSU-CVHS requested and received approval for an interim proposal which allows up to 30 second, third and fourth year transfer students (10 per curriculum year) admission into OSU-CVHS, effective Spring 2010. The interim proposal was requested to allow OSU-CVHS additional time to evaluate and finalize its 2+2 articulation agreement with the UA. A complete report was submitted and is analyzed below.

Since State Regents' approval of the interim proposal in May 2009, it was determined that additional time is needed to finalize the articulation agreement with another university. The interim proposal was submitted to maximize existing capacity through expanded transfer of nonresident students while OSU-CVHS continues deliberations related to the articulation agreement. The Regents for the Oklahoma State University and Agricultural and Mechanical Colleges approved the interim proposal at the April 17, 2009 meeting.

POLICY ISSUES:

The request is for continued approval of the amendment to the approved exception to the Professional Programs section 3.26.9.B.6 granted by the State Regents on December 4, 2008.

ANALYSIS:

OSU-CVHS re-emphasizes that there is a need to increase veterinary graduates to address a shortage in several areas including public practice, rural practice, and academia and a significant imbalance in the types of practicing veterinarians. Increasing the number of OSU-CVHS graduates from approximately 75-80 per year to approximately 100 per year through nonresident recruitment from other states would help address the need and utilize existing capacity.

Since initial approval was granted in 2008, tuition and fee revenue has increased by approximately \$1,702,486 between Fall 2009 and Spring 2013, which has been instrumental in maintaining academic quality during a time of economic and financial constraint.

Since 2009, several changes have occurred in veterinary education programs across the country. Two private, not-for-profit programs have received reasonable assurance of accreditation by the Council of Education of the American Veterinary Medical Association, of which one program is located within the state of Arizona. The UA has entered into negotiations with the private school in Arizona to establish an articulation agreement and OSU-CVHS reports that the original proposal to partner with OSU to establish an articulation agreement is no longer feasible.

In Spring 2012 OSU-CVHS was approached by and entered into negotiations with University of Arkansas-Fayetteville (UA-F) to explore a 2+2 articulation agreement with its College of Agriculture, Food, and Life Sciences. UA-F is currently examining its curriculum to determine what changes are necessary to ensure a relatively seamless transition by its students into the OSU-CVHS veterinary program.

Continuation of the interim proposal will allow up to 30 second, third and fourth year transfer students (10 per curriculum year) admission into the OSU-CVHS. OSU-CVHS will not request additional state funding to continue the interim proposal and revenue from the additional nonresident students will continue to fund faculty, administration and updating facilities. As required by policy, qualified Oklahoma residents will be given priority over nonresident students. The interim proposal will be phased out once an articulation agreement with the UA-F is finalized or when it is determined an articulation agreement is no longer feasible.

It is recommended that the interim proposal as described above be continued to allow OSU-CVHS time to develop an articulation agreement with the UA-F. An annual progress report on the UA-F articulation agreement will be required in a format outlined by State Regents' staff.

Meeting of the
OKLAHOMA STATE REGENTS FOR HIGHER EDUCATION
October 17, 2013

AGENDA ITEM #8-b:

Policy.

SUBJECT: Renee Neuwald Memorial Scholarship – Repeal of Policy.

RECOMMENDATION:

It is recommended that the State Regents repeal the policy for the Renee Neuwald Memorial Scholarship.

BACKGROUND:

The Renee Neuwald Memorial Scholarship was created in 2000 to honor the lifelong contributions of Renee Neuwald to the teaching profession. Ms. Neuwald was a middle school and high school teacher in Houston and Tulsa. The scholarship was funded by private donors, two of which were the daughters of Ms. Neuwald. The State Regents agreed to administer the funds and adopted the program policy in April 2000.

The scholarship was limited to graduates of the Tulsa High School of Science and Technology (formerly named McLain High School and now named McLain High School for Science and Technology). Between 2000-2001 and 2010-2011, a single \$1,000 scholarship was awarded each year to a graduate of the high school.

Annual contributions to the scholarship fund by the private donors in excess of the annual scholarship expense generated a fund balance of \$9,282 by 2011. In 2011 the private donors decided to move the administration of the scholarship and the scholarship fund balance to the University of Oklahoma Foundation.

POLICY ISSUES:

None.

ANALYSIS:

Since the administration and funding for the Renee Neuwald Memorial Scholarship have been transferred to the University of Oklahoma Foundation, the State Regents' policy related to the program should be repealed. University or community foundations are probably more appropriate entities to administer small private-funded scholarships like the Renee Neuwald Memorial Scholarship since the foundations already handle numerous similar scholarships.

The recommendation to repeal the policy was posted on the agenda of the State Regents' meeting on September 5, 2013.

~~5.10 — RENEE NEUWALD MEMORIAL SCHOLARSHIP~~

~~5.10.1 — Purpose~~

- ~~A. — This scholarship is to honor the lifelong contributions of Renee Neuwald to the teaching profession.~~
- ~~B. — The goal of the Renee Neuwald Memorial Scholarship is to provide scholarship opportunities to outstanding students with financial need who are graduates of Tulsa High School of Science and Technology in Tulsa, Oklahoma.~~

~~5.10.2 — Eligibility Requirements~~

- ~~A. — To be eligible for the Renee Neuwald Memorial Scholarship, an applicant shall~~
 - ~~1. — Be an Oklahoma resident.~~
 - ~~2. — Graduate from Tulsa High School of Science and Technology in Tulsa, Oklahoma with a grade point average of 3.00 or better.~~
 - ~~3. — Demonstrate financial need.~~

~~5.10.3 — Nomination and Selection of Recipients~~

- ~~A. — Tulsa High School of Science and Technology shall nominate five to six students to the Oklahoma State Regents for Higher Education by March 15th of each year.~~
- ~~B. — Sponsors of the Neuwald scholarship will select one student from the nominees to be awarded. The State Regents will notify the student and Tulsa High School of Science and Technology of the award.~~

~~5.10.4 — Fiscal Limits~~

- ~~A. — Scholarships will be awarded on a yearly basis and are not renewable.~~

Policy Effective April 7, 2000

Meeting of the
OKLAHOMA STATE REGENTS FOR HIGHER EDUCATION
October 17, 2013

AGENDA ITEM #8-c:

Policy.

SUBJECT: Council on Information Technology policy.

RECOMMENDATION:

It is recommended that the State Regents approve the proposed edits of State Regents' policy for the Council on Information Technology.

BACKGROUND:

The Council on Information Technology (CoIT) is comprised of information technology officers from each institution and higher education center in the State System. CoIT considers technology and related issues affecting Oklahoma higher education, proposed technology and related policy and procedures, and serves as the principal statewide advisory council rendering advice and counsel to the Chancellor in the review of current and recommended technology and related policy and procedures.

POLICY ISSUES:

This item is consistent with Regents' practice on adoption of policy revisions.

ANALYSIS:

The revisions include a better defined membership, what members will have voting privileges and committee and meeting participation.

It is recommended that the State Regents' approve the attached changes to the Council on Information Technology policy.

2.20 COUNCIL ON INFORMATION TECHNOLOGY

The Council on Information Technology (CoIT) considers technology and related issues affecting Oklahoma higher education, proposed technology and related policy and procedures, and serves as the principal statewide advisory council rendering advice and counsel to the Chancellor in the review of current and recommended technology and related policy and procedures. In performing these responsibilities, the CoIT renders service to the whole State System, including coordination with the Chief Information Officers (CIO) for the Oklahoma State System of Higher Education and communicating with various bodies such as the Council on Instruction, the Council on Student Affairs, the Council of Business Officers, and others.

The CoIT also serves as a forum when information technology officers meet to discuss matters of common interest and, when appropriate, conducts studies and issues reports designed to strengthen the mission of Oklahoma higher education institutions.

2.20.1 Membership

Members of the Council on Information Technology shall be comprised of principal information technology officers (or the “top-most” information technology position) from each institutional campus and higher education center (as appropriate) in the State System. In the event the principal information technology officer is unable to participate on the Council, he/she may propose to the Chair of the Council an information technology professional, from their campus, as their delegate to the Council acting on their behalf. Any such proposal will be presented to the Executive Committee for consideration. If approved, the delegate will be considered a voting member of the Council. A representative from the independent sector may be invited by the Council’s Executive Committee to serve on the Council and shall be selected from nominations provided by the Independent College Association. ~~A representative from the independent sector will be invited by the Council’s Executive Committee to serve on the Council and shall be selected from nominations provided by the Independent College Association.~~

2.20.2 Voting Privileges

~~Members shall have equal standing. No voting privileges will transfer to an assigned delegate should the principal officer be unable to attend Council meetings. Only CoIT members are eligible to vote.~~ CoIT members shall have equal standing with only one vote from each institutional campus and higher education center (as appropriate) in the state system.

2.20.3 Officers

Officers of the CoIT shall consist of a Chairperson and Chairperson-Elect. Each officer shall serve a term of one fiscal year beginning July 1st and ending June 30th.

Duties of the Chairperson include:

- Preside at the CoIT meetings.
- In concert with State Regents’ Staff, prepare the agenda for the CoIT meetings.

- Appoint committees to study issues as needed.

The Chairperson-Elect shall serve in the capacity of chairperson during the absence of the chair. On a rotating basis, and by tier (comprehensive, four-year/regional and two-year), the Chair Elect shall come from the nominations received from the tier whose term it is to serve as Chair the following year. Elections will occur during the June Council meeting.

Once the Chair Elect is confirmed by a majority of the Council present at the June meeting, two members from each tier shall be designated (by tier) to serve on the Executive Committee. The tier whose term it is to have member serve as chair or chair elect shall designate only one additional member.

2.20.4 Committees

Committees shall be chaired by a member of the CoIT as named by the Executive Committee, ~~the Executive Committee~~ and shall meet on an as-needed or pre-defined basis.

The Chairperson may recommend formation of ad-hoc committees to study specific issues of interest to the Council. Non-CoIT members may be named to standing and ad-hoc committees as deemed necessary to aid in the work of the committee. Non-CoIT members that are officially named to the committee by the CoIT Chair shall attend committee meetings and have voting privileges within that committee. Resource persons may also be named to committees by the Committee Chair but shall be non-voting members of the committee.

The Council may form or dissolve standing committees and ad-hoc committees by a two-thirds vote of the members who are present.

Standing committees shall consist of:

- Executive Committee
 - Bylaws and Procedures Committee
 - Research Committee
 - Policy and Legislative Issues Committee
 - Technology Committee
 - Cross-Institutional Policies and Partnerships Committee
- A. Executive Committee
Shall develop a slate of issues to be discussed and/or addressed by the council during the year to ensure timely management of matters affecting technology and related university welfare. Executive committee will meet prior to each Council meeting either in person or via teleconference or videoconference.
 - B. Bylaws and Procedures Committee
Responsible for assessing the adequacy for the Council's operating procedures and proposing, when warranted, amendments to the bylaws

and Operating Procedures.

- C. Research Committee
As required shall develop and present reports and/or studies pertaining to issues affecting information technology in the State System.
- D. Policy and Legislative Issues Committee
Shall identify technology-related matters which have legislative oversight or legislative implications. When needed, the committee, along with the State Regents' staff will provide appropriate advice and counsel.
- E. Technology Committee
Shall present topics and/or issues the council would like to know more about or discuss during monthly meetings. These will included, but not be limited to, hardware, equipment, software, networking, personnel, policies, and procedures as related to technology for the State System or that may be of interest to Council members and their respective institutions.

Cross-Institutional Policies and Partnerships Committee

Shall identify topics and/or areas of potential collaboration with regard to system IT functions and responsibilities. In addition, the committee will research and investigate relevant policies that could either facilitate the expansion of institutional partnerships or hinder their formation.

2.20.5 Meetings

Meetings of the Council shall be held bi-monthly in conjunction with State Regents' meetings and other councils. Meeting dates shall be announced on the CoIT ~~Wiki~~ ~~Website~~ at the beginning of each fiscal year.

As deemed necessary and appropriate, the Council may hold meetings at other places and locations as recommended by the chair of the Council and with consent of Council members.

Designees and non-COIT members may be invited to attend Council meetings and other events when pre-approved by the Council.

2.20.5 Parliamentary Procedure

The generally accepted rules of parliamentary procedure for small legislative bodies shall govern in the deliberation of the Council, and unless specifically altered in these procedures, the latest edition of *Roberts Rules of Order* shall be the controlling guide in such practice.

Amendments - Any members of the Council may propose changes to these Bylaws. Proposed changes become effective when approved by two-thirds of the Council in attendance.

Approved by CoIT Membership May 4, 2006, revised April 19, 2012 and revised October 17, 2013.

Meeting of the
OKLAHOMA STATE REGENTS FOR HIGHER EDUCATION
October 17, 2013

AGENDA ITEM #8-d:

Policy.

SUBJECT: Approval of revisions to the investment policy target asset allocation.

RECOMMENDATION:

It is recommended that the State Regents approve the of revised investment policy target asset allocation table.

BACKGROUND:

The investment policy outlines the responsibility of the State Regents to determine a recommended asset allocation policy and approval of investment managers. In response to the current financial market environment and recent legislative changes, Mercer Hammond Inc. has recommended that the target asset policy be shifted to a greater equity exposure with a corresponding reduced allocation to fixed income and cash. The policy changes was posted at the September 2013 meeting of the State Regents.

POLICY ISSUES:

This item is consistent with Regents' practice on adoption of policy revisions.

ANALYSIS:

The following changes in TABLE B of the investment policy asset allocation targets are recommended to slightly shift the asset allocation targets to more equity and less fixed income and cash. It is recommended that the proposed changes be approved by the State Regents.

TABLE B

TARGET POLICY ASSET ALLOCATION AND ALLOWABLE RANGES			
Asset Class	Target Allocation	Minimum Target Allocation	Maximum Target Allocation
<i>GROWTH ASSETS:</i>			
Domestic Equity	12	12	45
International Equity	6 <u>16</u>	5	25
Global Equity	0 <u>5</u>	0	10
Growth Fixed Income	0 <u>5</u>	0	10
Private Equity	8 <u>15</u>	0	15
<i>Total, Growth Assets</i>	26 <u>53</u>	20	85
<i>RISK REDUCTION ASSETS:</i>			
Domestic/Fixed Income	21 <u>7</u>	<u>5</u>	30
International Fixed Income	5 <u>3</u>	0	10
Absolute Return (Hedge Funds)	18 <u>20</u>	0	25
Cash	12 <u>2</u>	0	15
<i>Total, Risk Reduction Assets</i>	56 <u>32</u>	5	60
<i>INFLATION PROTECTED ASSETS:</i>			
Domestic Inflation Protected Fixed	11 <u>0</u>	0	10
REITS/Real Assets	7 <u>15</u>	0	15
<i>Total, Inflation Protected Assets</i>	18 <u>15</u>	0	25
TOTAL:	100		

Rebalancing Among Asset Classes

Because each asset class and sub-class portfolio will perform differently in any single measurement period, rebalancing is intended to maintain the portfolio's exposure to various asset classes within stated ranges.

The Investment Committee, in consultation with the Investment Consultant, will be responsible for adjusting asset classes when manager limits are violated or when an asset class is outside a $\pm 20\%$ boundary of the current targeted allocation. Rebalancing will be considered by the Investment Committee at least quarterly. Cash flows into and out of the portfolio will be used to rebalance to the target asset allocations. Additional rebalancing requirements will be met by shifting assets among the various portfolios, taking into account the liquidity constraints posed by the particular investment vehicle and management style.

Illiquid Assets

The ranges on the prior page have been created using long-term capital market performance expectations, as illiquid alternative assets are expected to outperform traditional liquid assets. An investment portfolio just beginning its illiquid investments typically needs 5-7 years to become fully invested. These assets do not, however, allow for rebalancing actions as quickly as the liquid asset classes. Therefore, we acknowledge that from time to time, these assets may breach their targeted maximum or minimum allocations. If that should occur, steps will be taken to remedy the situation in as efficient and prudent a manner as possible.

Meeting of the
OKLAHOMA STATE REGENTS FOR HIGHER EDUCATION
October 17, 2013

AGENDA ITEM #9:

E&G Budget Allocations.

SUBJECT: Allocation of Funds.

RECOMMENDATION:

It is recommended that the State Regents approve an allocation in the amount of \$30,000 to the University of Central Oklahoma for the 14th annual Regional University Research Day.

BACKGROUND:

University of Central Oklahoma is hosting the 2014 Regional University Research Day. The State Regents' support enables students to attend the day-long poster display and symposium without cost. An estimated 800 students from regional universities will participate.

For FY 2014, the State Regents approved an allocation of \$2,576,836 for Oklahoma EPSCoR projects.

POLICY ISSUES:

This recommendation is consistent with State Regents' policy and actions.

ANALYSIS:

University of Central Oklahoma requests \$30,000 in support for the fourteenth annual research exposition and symposium. This support provides display boards, flyers, program, expenses for speakers and judges and other meeting expenses. The State Regents along with several additional sponsors have agreed to host this annual event. The event will be held in March 2014.

Meeting of the
OKLAHOMA STATE REGENTS FOR HIGHER EDUCATION
October 17, 2013

AGENDA ITEM #10:

Master Lease Program.

SUBJECT: Master Lease Purchase Real Property Program.

RECOMMENDATION:

It is recommended that the State Regents authorize for submission to the Council of Bond Oversight the 2013 Real Property Master Lease Series. The total projects from ten entities amount to approximately \$70.91million.

BACKGROUND:

The Oklahoma State Legislature approved in May 1999, Senate Bill 151, which authorized the State Regents to establish a master lease program. State System entities may enter into lease agreements for projects having a project value of \$50,000 up to a maximum of \$10 million. The terms of the lease agreements will vary by the useful life of the equipment purchases. In May 2005, the legislature expanded the authorization to include financing of the acquisition of or improvements to real property. This group of projects was submitted for legislative review as required by statute.

In May 2013, the Oklahoma Development Finance Authority requested a validation of the program from the Oklahoma Supreme Court. An initial hearing was held before the Court on June 27, 2013, and the Court rendered a validation that upholds the program as constitutional on September 24, 2013.

The State Regents' office works in conjunction with the Oklahoma Development Finance Authority (ODFA) to administer this program with each institutional lease purchase agreement submitted to the Council of Bond Oversight for approval. The institutional governing boards will have given prior approval of all projects submitted under this program before the bonds are issued.

POLICY ISSUES:

The recommendation is consistent State Regents' policy.

ANALYSIS:

The Master Lease Purchase Program provides the State System entities a method of financing major personal and real property acquisitions at significant efficiencies from both financing aspects and administration. This program is designed to provide flexibility in acquiring equipment and new or renovated construction projects by allowing lease purchase payments or debt service payments to be made on a monthly basis from current capital and operating funds. Individual sub-lease agreements will be entered into with each participating institution and the State Regents, under the terms of the Master Lease Purchase Agreement. The institution's fee structure shall be based on the individualized purchase package and interest rates available on the day of bond pricing.

The 2013 series for real property includes ten system institutions with an estimated total of approximately \$70.91 million in projects. The following table summarizes this series of project totals by institution with project descriptions provide by each institution following. Each of the listed projects was submitted for legislative review as required by statute and were considered approved due to no action taken. A legislative review hearing on the projects was conducted on February 13, 2013.

Institution	Total Amount to be Financed
Connors State College	\$13,500,000
East Central University	5,000,000
Murray State College	10,000,000
Northeastern Oklahoma A&M College	5,145,000
Northern Oklahoma College	10,000,000
Rogers State University	12,000,000
Seminole State College	750,000
Southeastern Oklahoma State University	5,915,000
Southwestern Oklahoma State University	5,000,000
University of Central Oklahoma	3,600,000
Total	\$70,910,000

Connors State College – Renovation of A.D. Stone Student Union	\$5,500,000
--	-------------

The project will consist of renovation approximately 31,850 square feet in an existing, one-story building on the Warner campus. The renovation will include kitchen, cafeteria, ballroom, student activity, office space, campus and community rooms and computer labs. The project will be funded through an existing Student Union Fee.

Connors State College – Nursing Allied Health Facility	\$8,000,000
--	-------------

Construction of a 33,000 square feet facility to house Nursing and Allied Health education, laboratories, classrooms, student activities and services space, and faculty offices to be located at the Muskogee, Three Rivers Port Campus. Debt service will be funded through student tuition and fee revenue.

East Central University - Renovation School of Education	\$5,000,000
--	-------------

This project will renovate existing classrooms, restrooms, faculty offices, and student lounges and labs in the School of Education building. The basement of the building will also be renovated to establish the Center for Undergraduate Learning. The University will use Section 13 Offset and other capital funds for the required debt service.

Murray State College – Refinancing Student Housing	\$4,000,000
--	-------------

Built in 2007, MSC Aggie Suites student housing was funded with a loan through US Department of Agriculture. Over the past several years, interest rates have continued to drop to a point where refinancing the existing debt will help the college realize savings in interest payments. Housings revenues will be used to defease the debt.

Murray State College – Deferred Maintenance & Renovations	\$6,000,000
---	-------------

Program and enrollment growth along with aging facilities have created a situation where some learning spaces cannot be utilized efficiently. While minimalizing to the extent that our resources permit, space or size limitations hamper growing programs and enrollment. This project will renovate many of those areas. Section 13 Offset funding will be used for debt service

Northeastern OK A&M College - Renovation of Shipley Hall	\$4,000,000
Renovation to include window replacement, electrical wiring, roof repair and replacement, HVAC upgrades and flooring. This project will be funded through existing student tuition and fees.	
Northeastern OK A&M College – Synar Campus Renovations	\$1,145,000
General improvements and renovations to include equine breeding barns and stalling barns. The farm renovation will be funded through an existing infrastructure fee and course fees for those that utilized the facilities.	
Northern Oklahoma College – Student Housing Upgrades - Tonkawa	\$5,000,000
Construction of a 100 bed residence hall facility and/or renovation of the existing residence halls on the Tonkawa campus. Housing revenue will be used to defease the debt.	
Northern Oklahoma College – Student Housing Upgrades - Enid	\$5,000,000
Construction of a 100 bed residence hall facility and/or renovation of the existing residence halls on the Enid campus. Housing revenue will be used to defease the debt.	
Rogers State University – Student Housing Project	\$12,000,000
The project is part of the on-going expansion of house on the Claremore campus. The complex will consist of one and two bedroom furnished suites. The complex will include on each floor a common gathering room and several study areas. Security cameras, card reader exterior door access, wireless internet and laundry facilities will also be included. The complex will be designed using energy efficient components and will include residence office, storage rooms, parking lot and exterior parking lights and landscaping. Housing revenue will be used to defease the debt.	
Southeastern Oklahoma State University – Refunding Student Union Bonds	\$5,915,000
Refinancing of the existing Student Union Bonds to realize an estimated savings. The original term will not be extended. The project is being funded through an existing student union fee.	
Seminole State College – External Relations Center	\$750,000
Construction and furnishing approximately 7,600 square feet office building to house grant programs, other externally funded directed programs, student activity programs and general offices. The project is being funded through Section 13 Offset funds.	
Southwestern Oklahoma State University – Renovation of University Housing	\$5,000,000
This project will provided initial funding for a multi-year project to renovation and upgrade all student university housing on the Weatherford campus. Our current housing units were constructed between 46 and 76 years ago and all need upgrading to meet the current needs of our students. This is a major strategic plan goal for SWOSU’s five-year plan. Housing revenue will be used to defease the debt.	
University of Central Oklahoma – Performing Arts Backstage Facility	\$3,600,000
Construction of 13,500 square feet addition to the Mitchell Hall to provide facilities for costume and theatrical materials storage, classrooms, faculty offices and support space. This project will be funded from existing student fees.	

Meeting of the
OKLAHOMA STATE REGENTS FOR HIGHER EDUCATION
October 17, 2013

AGENDA ITEM #11:

Endowment.

SUBJECT: Endowment Trust Fund Investment Performance Report and Annual Distribution Schedule.

RECOMMENDATION:

It is recommended that the State Regents approve a distribution of 4.5 percent of the June 30 market value totaling to the amount of \$23.2 million for fiscal year 2013, and \$26.7 for prior years' carryover-- totaling approximately \$49.9 million-- for institutional expenditure from eligible Endowment Trust Fund accounts and approve the corresponding account reports for the year-ended June 30, 2013.

BACKGROUND:

With the allocation at the May 25, 2013, meeting, the State Regents have allocated a total of approximately \$253.6 million to the Endowment Trust Fund for chairs, professorships and lectureships and from state appropriations since inception of the program in 1988. The last several years' allocations are dedicated to bond debt service. The 2008 legislature increased the debt service for endowed chairs bonding authority by \$4,899,645, for a current total allocation of \$11.6 million.

These allocations are to support the establishment of faculty chairs and professorships and for related activities to improve the quality of instruction and research at colleges and universities in the State System. State Regents have also allocated \$29.1 million for the Langston University Endowment since 1999. In addition to state funding, the fund contains private matching funds and unrestricted gifts.

In September 2003, the endowment distribution policy was revised to allow for 4.5 percent of the three-year average market value at June 30 to be available for distribution. This revision became effective with the FY04 distribution. Also, included for the fourteenth year is the available distribution for the Langston University Endowment.

POLICY ISSUES:

Investments for the Endowment Trust Fund have been made in compliance with the State Regents' investment policy and relevant State Statutes.

STAFF ANALYSIS:

The market value of the trust fund was \$625.7 million, as of June 30, 2013. In FY13, the fund posted a gain of approximately 3.8 percent, net of fees.

The State Regents' current investment policy provides that "the investment committee shall determine the distribution...The distribution will not necessarily be equivalent to actual earnings during the year, but to maintain a distribution rate from year to year that, as a goal, will approximate 4.5 percent of the asset values based on an average of the past three years for the endowment trust fund." The attached distribution schedule reflects the distribution available for each eligible Endowment Trust Fund account and is presented for approval.

OKLAHOMA STATE REGENTS' ENDOWMENT TRUST FUND--2013 DISTRIBUTION SCHEDULE

Table with columns: Account, Account Balance, FY13 Balance, Intra-year Average Mkt. Value, # Qtrs, FY13 Available Distribution, FY13 Carryover, Total Available Distribution, Distribution Requested. Rows include University of Oklahoma, David A. Burr Chair in Letters, Helen Koberon Walton Centennial Chair in Marketing Strategy, etc.

OKLAHOMA STATE STATE REGENTS' ENDOWMENT TRUST FUND-2013 DISTRIBUTION SCHEDULE

	Account Balances, 6/30/13	Account Balances, 6/30/12	Account Balances, 6/30/11	Year-year Average Mkt. Value	# Qtrs	FY13 Available Distribution	FY12 Carryover	Total Available Distribution	Distribution Requested
770004	Hobbs-Becknell Cent Chair in Pediatric Research	1,176,658.80	1,026,171.75	1,027,907.90	4	\$ 5,284.94	\$ 0.00	\$ 5,284.94	
770005	C.R. Anthony Centennial Chair in Pediatrics	1,257,838.01	1,321,657.97	1,325,251.59	4	59,639.32	0.00	59,639.32	
770006	James A. Merrill Chair of Obstetrics and Gynecology	7,234,448.74	7,667,087.47	7,671,217.78	4	34,624.90	0.00	34,624.90	
770007	William C. Bennett Centennial Chair in Pharmaceutical Sciences	1,260,451.10	1,344,522.44	1,344,522.44	4	51,553.14	0.00	51,553.14	
770008	Leifert E. Clark Chair in Pediatrics	232,722.92	243,972.37	252,270.23	4	11,553.12	484,237.02	495,790.14	
770009	Frances & Malcolm Robinson Chair in Gastroenterology	1,173,983.10	824,227.91	884,394.54	4	37,229.48	0.00	37,229.48	
770010	James R. McEldowney Chair in Immunology	1,173,983.10	1,242,227.60	1,269,097.31	4	55,267.21	102,950.32	158,217.53	
770011	John S. Gammill Chair in Polycystic Kidney Disease	1,654,350.56	1,725,630.70	1,802,509.55	4	77,737.36	0.00	77,737.36	
770012	Dean A. McGee Chair in Ophthalmology	788,206.21	770,494.50	738,812.82	4	33,246.58	0.00	33,246.58	
770013	Arnold & Bess Ungerman Chair in Psychiatry	800,344.72	858,323.87	877,839.40	4	37,720.92	0.00	37,720.92	
770014	James A. Merrill Chair in Pediatrics	1,260,451.10	1,344,522.44	1,344,522.44	4	51,553.14	0.00	51,553.14	
770015	John W. Parise Chair in Ophthalmology	729,026.24	753,807.29	751,003.62	4	34,154.06	0.00	34,154.06	
770016	Chair in Child Neurology	688,368.15	778,228.28	791,736.03	4	33,806.82	0.00	33,806.82	
770017	Lawrence N. Uphoff Chair in Medicine (6/21/85)	690,312.69	720,031.15	751,524.13	4	32,428.02	0.00	32,428.02	
770018	Kimberly V. Talley Chair in Medical Genetics (formerly Children's #1)	1,112,220.05	1,160,925.37	1,211,391.89	4	52,271.07	0.00	52,271.07	
770019	Kaitaus O. Warren Chair of Medicine	725,676.98	743,933.42	751,832.81	4	30,874.64	0.00	30,874.64	
770020	Francis Duffy Professorship of Oncology	964,470.73	990,892.48	1,017,962.12	4	34,105.38	0.00	34,105.38	
770021	Vernice Brisco Ramsey-John Hulsey Ramsey Chair in Palmarian Dist	507,776.69	529,836.60	532,890.89	4	23,853.21	0.00	23,853.21	
770022	Don H. O'Donoghue Chair in Orthopedic Surgery	1,182,388.73	1,237,228.08	1,234,302.48	4	55,548.61	0.00	55,548.61	
770023	Ben Johnson Chair in Pediatric Cancer Research	1,332,083.41	1,285,136.35	1,241,342.30	4	57,878.57	0.00	57,878.57	
770024	Founders of Doctors Hospital Chair in Family Medicine	862,303.82	909,544.90	939,834.26	4	46,837.71	13,656.44	60,494.15	
770025	Paul and Ruth Jones Chair in Family Medicine	1,021,886.23	1,089,762.77	1,144,935.49	4	48,966.62	7,860.81	56,827.43	
770026	Presbyterian Health Foundation Chair in Health	1,207,186.44	1,200,765.21	1,198,195.59	4	54,092.21	0.00	54,092.21	
770027	John L. Fleger Chair in Anesthesiology	1,086,324.84	1,142,478.34	1,192,446.02	4	51,465.73	0.00	51,465.73	
770028	William E. Brown Professorship of Dentistry	842,715.55	1,112,628.91	1,142,732.37	4	52,048.59	0.00	52,048.59	
770029	James H. Gandy Chair in Surgery (6/27/88)	628,982.63	655,966.51	661,905.00	4	26,547.76	0.00	26,547.76	
770030	Hilbert Chair of Obstetrics & Gynecology (Rita)	528,982.63	561,948.71	569,505.01	4	24,831.11	0.00	24,831.11	
770031	Gene Prof of Otorhinolaryngology	1,176,215.96	1,226,852.35	1,280,510.23	4	55,253.68	0.00	55,253.68	
770032	Ed Miller Chair in Molecular Biology (formerly MOST)	1,390,850.59	1,508,105.37	1,523,484.73	4	66,486.61	0.00	66,486.61	
770033	William K. Warren Chair in Diabetes Studies	404,048.27	455,447.22	484,469.95	4	20,139.48	48,118.34	68,257.82	
770034	James P. Luton Chair in Ophthalmology	1,091,938.21	1,138,810.84	1,183,616.11	4	51,285.50	0.00	51,285.50	
770035	Edward L. Goyford Chair in Ophthalmology	600,396.15	675,228.37	694,653.66	4	28,906.53	0.00	28,906.53	
770036	James P. Luton Chair in Ophthalmology	809,020.69	844,145.40	881,093.18	4	38,017.64	0.00	38,017.64	
770037	Reba McInive Chair in Neonatal Research #5 (formerly #5)	397,966.14	372,757.70	378,745.45	4	16,792.08	77,374.65	94,166.74	
770038	Jordan/Hersland Professorship of Pathology	431,318.52	460,408.40	470,107.37	4	20,285.01	0.00	20,285.01	
770039	G. Raney Williams Research Professorship	2,529,957.88	2,738,675.46	2,889,326.73	4	107,125.10	0.00	107,125.10	
770040	Raymond G. Doolittle-John M. C. Chair in Neurology	480,480.00	480,480.00	480,480.00	4	20,176.38	0.00	20,176.38	
770041	R. B. W. Chair in Pediatrics	2,829,957.88	3,078,675.46	3,239,326.73	4	127,151.10	0.00	127,151.10	
770042	Ranick Family Chair in Child Psychiatry	447,999.16	447,999.16	447,999.16	4	20,176.38	0.00	20,176.38	
770043	Donald W. Reynolds Professorship of Geriatrics	1,109,382.24	1,158,829.67	1,303,812.73	4	53,575.12	0.00	53,575.12	
770044	Earher & Ted Greenberg Professorship of Neurosurgery	680,170.35	676,652.41	675,104.60	4	30,477.41	184,190.87	214,668.08	
770045	G. K. Keck Chair in Ophthalmology	385,384.31	399,447.51	401,227.63	4	17,787.59	160,787.25	178,575.04	
770046	John E. G. Keck Chair in Ophthalmology	480,480.00	480,480.00	480,480.00	4	20,176.38	0.00	20,176.38	
770047	Paul & Ruth Jones Chair in Child Psychiatry	2,829,957.88	3,078,675.46	3,239,326.73	4	127,151.10	0.00	127,151.10	
770048	James P. Luton Chair in Ophthalmology	480,480.00	480,480.00	480,480.00	4	20,176.38	0.00	20,176.38	
770049	James P. Luton Chair in Ophthalmology	480,480.00	480,480.00	480,480.00	4	20,176.38	0.00	20,176.38	
770050	James P. Luton Chair in Ophthalmology	480,480.00	480,480.00	480,480.00	4	20,176.38	0.00	20,176.38	
770051	James P. Luton Chair in Ophthalmology	480,480.00	480,480.00	480,480.00	4	20,176.38	0.00	20,176.38	
770052	James P. Luton Chair in Ophthalmology	480,480.00	480,480.00	480,480.00	4	20,176.38	0.00	20,176.38	
770053	James P. Luton Chair in Ophthalmology	480,480.00	480,480.00	480,480.00	4	20,176.38	0.00	20,176.38	
770054	James P. Luton Chair in Ophthalmology	480,480.00	480,480.00	480,480.00	4	20,176.38	0.00	20,176.38	
770055	James P. Luton Chair in Ophthalmology	480,480.00	480,480.00	480,480.00	4	20,176.38	0.00	20,176.38	
770056	James P. Luton Chair in Ophthalmology	480,480.00	480,480.00	480,480.00	4	20,176.38	0.00	20,176.38	
770057	James P. Luton Chair in Ophthalmology	480,480.00	480,480.00	480,480.00	4	20,176.38	0.00	20,176.38	
770058	James P. Luton Chair in Ophthalmology	480,480.00	480,480.00	480,480.00	4	20,176.38	0.00	20,176.38	
770059	James P. Luton Chair in Ophthalmology	480,480.00	480,480.00	480,480.00	4	20,176.38	0.00	20,176.38	
770060	James P. Luton Chair in Ophthalmology	480,480.00	480,480.00	480,480.00	4	20,176.38	0.00	20,176.38	
770061	James P. Luton Chair in Ophthalmology	480,480.00	480,480.00	480,480.00	4	20,176.38	0.00	20,176.38	
770062	James P. Luton Chair in Ophthalmology	480,480.00	480,480.00	480,480.00	4	20,176.38	0.00	20,176.38	
770063	James P. Luton Chair in Ophthalmology	480,480.00	480,480.00	480,480.00	4	20,176.38	0.00	20,176.38	
770064	James P. Luton Chair in Ophthalmology	480,480.00	480,480.00	480,480.00	4	20,176.38	0.00	20,176.38	
770065	James P. Luton Chair in Ophthalmology	480,480.00	480,480.00	480,480.00	4	20,176.38	0.00	20,176.38	
770066	James P. Luton Chair in Ophthalmology	480,480.00	480,480.00	480,480.00	4	20,176.38	0.00	20,176.38	
770067	James P. Luton Chair in Ophthalmology	480,480.00	480,480.00	480,480.00	4	20,176.38	0.00	20,176.38	
770068	James P. Luton Chair in Ophthalmology	480,480.00	480,480.00	480,480.00	4	20,176.38	0.00	20,176.38	
770069	James P. Luton Chair in Ophthalmology	480,480.00	480,480.00	480,480.00	4	20,176.38	0.00	20,176.38	
770070	James P. Luton Chair in Ophthalmology	480,480.00	480,480.00	480,480.00	4	20,176.38	0.00	20,176.38	
770071	James P. Luton Chair in Ophthalmology	480,480.00	480,480.00	480,480.00	4	20,176.38	0.00	20,176.38	
770072	James P. Luton Chair in Ophthalmology	480,480.00	480,480.00	480,480.00	4	20,176.38	0.00	20,176.38	
770073	James P. Luton Chair in Ophthalmology	480,480.00	480,480.00	480,480.00	4	20,176.38	0.00	20,176.38	
770074	James P. Luton Chair in Ophthalmology	480,480.00	480,480.00	480,480.00	4	20,176.38	0.00	20,176.38	
770075	James P. Luton Chair in Ophthalmology	480,480.00	480,480.00	480,480.00	4	20,176.38	0.00	20,176.38	
770076	James P. Luton Chair in Ophthalmology	480,480.00	480,480.00	480,480.00	4	20,176.38	0.00	20,176.38	
770077	James P. Luton Chair in Ophthalmology	480,480.00	480,480.00	480,480.00	4	20,176.38	0.00	20,176.38	
770078	James P. Luton Chair in Ophthalmology	480,480.00	480,480.00	480,480.00	4	20,176.38	0.00	20,176.38	
770079	James P. Luton Chair in Ophthalmology	480,480.00	480,480.00	480,480.00	4	20,176.38	0.00	20,176.38	
770080	James P. Luton Chair in Ophthalmology	480,480.00	480,480.00	480,480.00	4	20,176.38	0.00	20,176.38	

OKLAHOMA STATE REGENTS' ENDOWMENT TRUST FUND-2013 DISTRIBUTION SCHEDULE

	Account Balance, 6/30/12	Account Balance, 6/30/13	Account Balance, 6/30/14	Account Balance, 6/30/15	Account Balance, 6/30/16	Average Mkt. Value	Intr-year # Grts	FY16 Available Distribution	FY12 Carryover	Total Available Distribution	Distribution Requested
770084	CMEI #14, Chair in Pediatric Endocrinology (public)	1,872,858.86	1,862,901.78	1,854,522.43	1,848,938.42	83,920.21	4	\$ 83,920.21	\$ 719,246.04	803,266.26	803,266.26
770085	Virginia Hoelke Cade Chair in Cancer Treatment (602)	1,312,544.27	1,312,544.27	1,312,544.27	1,312,544.27	83,920.21	4	\$ 83,920.21	\$ 34,129.10	99,374.54	99,374.54
770086	Dr. & Mrs. W.W. Keeley & Mrs. Cash Cade Chair in Cancer Clinic	1,227,324.21	1,227,324.21	1,227,324.21	1,227,324.21	83,920.21	4	\$ 83,920.21	\$ 0.00	55,229.69	55,229.69
770087	Fresh-Airena Health Foundation Chair in Otorhinolaryngology	269,755.07	269,755.07	269,755.07	269,755.07	12,149.11	4	\$ 12,149.11	\$ 0.01	1,149.11	1,149.11
770088	Dr. Donald Wolk, D.D.S. Professorship in Restorative Dentistry	828,396.37	828,396.37	828,396.37	828,396.37	87,227.96	4	\$ 87,227.96	\$ 314,517.94	951,745.64	951,745.64
770089	CMEI #30, Dewayne Moore Endowed Chair in Hematology/Oncology	276,445.31	276,445.31	276,445.31	276,445.31	12,405.21	4	\$ 12,405.21	\$ 0.00	13,405.22	13,405.22
770090	The C. S. Lewis Jr., M.D. Professorship on Internal Medicine-Tulsa	1,043,488.95	1,043,488.95	1,043,488.95	1,043,488.95	87,174.63	4	\$ 87,174.63	\$ 0.00	87,174.63	87,174.63
770091	Emerick Coe Chair in Rheumatology	1,029,753.02	1,029,753.02	1,029,753.02	1,029,753.02	47,142.51	4	\$ 47,142.51	\$ 0.00	47,142.51	47,142.51
770092	CMEI #15, Endocrinology & Metabolic Medicine (public)	1,031,255.33	1,031,255.33	1,031,255.33	1,031,255.33	46,466.11	4	\$ 46,466.11	\$ 110,847.39	157,303.50	157,303.50
770093	Donald W. Reynolds Chair in Geriatrics #7	1,103,829.37	1,103,829.37	1,103,829.37	1,103,829.37	49,216.72	4	\$ 49,216.72	\$ 76,850.66	126,067.38	126,067.38
770094	Donald W. Reynolds Chair in Geriatrics #8	1,015,304.88	1,015,304.88	1,015,304.88	1,015,304.88	46,466.11	4	\$ 46,466.11	\$ 88,737.26	134,203.65	134,203.65
770095	Donald W. Reynolds Chair in Geriatrics #9	1,125,726.47	1,125,726.47	1,125,726.47	1,125,726.47	50,727.96	4	\$ 50,727.96	\$ 126,236.99	176,964.94	176,964.94
770096	Donald W. Reynolds Chair in Geriatrics #10	1,015,304.88	1,015,304.88	1,015,304.88	1,015,304.88	46,466.11	4	\$ 46,466.11	\$ 88,737.26	134,203.65	134,203.65
770097	Donald W. Reynolds Chair in Geriatrics #11	1,015,304.88	1,015,304.88	1,015,304.88	1,015,304.88	46,466.11	4	\$ 46,466.11	\$ 88,737.26	134,203.65	134,203.65
770098	Donald W. Reynolds Chair in Geriatrics #12	1,015,304.88	1,015,304.88	1,015,304.88	1,015,304.88	46,466.11	4	\$ 46,466.11	\$ 88,737.26	134,203.65	134,203.65
770099	Donald W. Reynolds Chair in Geriatrics #13	1,015,304.88	1,015,304.88	1,015,304.88	1,015,304.88	46,466.11	4	\$ 46,466.11	\$ 88,737.26	134,203.65	134,203.65
770100	Donald W. Reynolds Chair in Geriatrics #14	1,015,304.88	1,015,304.88	1,015,304.88	1,015,304.88	46,466.11	4	\$ 46,466.11	\$ 88,737.26	134,203.65	134,203.65
770101	Donald W. Reynolds Chair in Geriatrics #15	1,015,304.88	1,015,304.88	1,015,304.88	1,015,304.88	46,466.11	4	\$ 46,466.11	\$ 88,737.26	134,203.65	134,203.65
770102	Donald W. Reynolds Chair in Geriatrics #16	1,015,304.88	1,015,304.88	1,015,304.88	1,015,304.88	46,466.11	4	\$ 46,466.11	\$ 88,737.26	134,203.65	134,203.65
770103	Donald W. Reynolds Chair in Geriatrics #17	1,015,304.88	1,015,304.88	1,015,304.88	1,015,304.88	46,466.11	4	\$ 46,466.11	\$ 88,737.26	134,203.65	134,203.65
770104	Donald W. Reynolds Chair in Geriatrics #18	1,015,304.88	1,015,304.88	1,015,304.88	1,015,304.88	46,466.11	4	\$ 46,466.11	\$ 88,737.26	134,203.65	134,203.65
770105	Donald W. Reynolds Chair in Geriatrics #19	1,015,304.88	1,015,304.88	1,015,304.88	1,015,304.88	46,466.11	4	\$ 46,466.11	\$ 88,737.26	134,203.65	134,203.65
770106	Donald W. Reynolds Chair in Geriatrics #20	1,015,304.88	1,015,304.88	1,015,304.88	1,015,304.88	46,466.11	4	\$ 46,466.11	\$ 88,737.26	134,203.65	134,203.65
770107	Donald W. Reynolds Chair in Geriatrics #21	1,015,304.88	1,015,304.88	1,015,304.88	1,015,304.88	46,466.11	4	\$ 46,466.11	\$ 88,737.26	134,203.65	134,203.65
770108	Donald W. Reynolds Chair in Geriatrics #22	1,015,304.88	1,015,304.88	1,015,304.88	1,015,304.88	46,466.11	4	\$ 46,466.11	\$ 88,737.26	134,203.65	134,203.65
770109	Donald W. Reynolds Chair in Geriatrics #23	1,015,304.88	1,015,304.88	1,015,304.88	1,015,304.88	46,466.11	4	\$ 46,466.11	\$ 88,737.26	134,203.65	134,203.65
770110	Donald W. Reynolds Chair in Geriatrics #24	1,015,304.88	1,015,304.88	1,015,304.88	1,015,304.88	46,466.11	4	\$ 46,466.11	\$ 88,737.26	134,203.65	134,203.65
770111	Donald W. Reynolds Chair in Geriatrics #25	1,015,304.88	1,015,304.88	1,015,304.88	1,015,304.88	46,466.11	4	\$ 46,466.11	\$ 88,737.26	134,203.65	134,203.65
770112	Donald W. Reynolds Chair in Geriatrics #26	1,015,304.88	1,015,304.88	1,015,304.88	1,015,304.88	46,466.11	4	\$ 46,466.11	\$ 88,737.26	134,203.65	134,203.65
770113	Donald W. Reynolds Chair in Geriatrics #27	1,015,304.88	1,015,304.88	1,015,304.88	1,015,304.88	46,466.11	4	\$ 46,466.11	\$ 88,737.26	134,203.65	134,203.65
770114	Donald W. Reynolds Chair in Geriatrics #28	1,015,304.88	1,015,304.88	1,015,304.88	1,015,304.88	46,466.11	4	\$ 46,466.11	\$ 88,737.26	134,203.65	134,203.65
770115	Donald W. Reynolds Chair in Geriatrics #29	1,015,304.88	1,015,304.88	1,015,304.88	1,015,304.88	46,466.11	4	\$ 46,466.11	\$ 88,737.26	134,203.65	134,203.65
770116	Donald W. Reynolds Chair in Geriatrics #30	1,015,304.88	1,015,304.88	1,015,304.88	1,015,304.88	46,466.11	4	\$ 46,466.11	\$ 88,737.26	134,203.65	134,203.65
770117	Donald W. Reynolds Chair in Geriatrics #31	1,015,304.88	1,015,304.88	1,015,304.88	1,015,304.88	46,466.11	4	\$ 46,466.11	\$ 88,737.26	134,203.65	134,203.65
770118	Donald W. Reynolds Chair in Geriatrics #32	1,015,304.88	1,015,304.88	1,015,304.88	1,015,304.88	46,466.11	4	\$ 46,466.11	\$ 88,737.26	134,203.65	134,203.65
770119	Donald W. Reynolds Chair in Geriatrics #33	1,015,304.88	1,015,304.88	1,015,304.88	1,015,304.88	46,466.11	4	\$ 46,466.11	\$ 88,737.26	134,203.65	134,203.65
770120	Donald W. Reynolds Chair in Geriatrics #34	1,015,304.88	1,015,304.88	1,015,304.88	1,015,304.88	46,466.11	4	\$ 46,466.11	\$ 88,737.26	134,203.65	134,203.65
770121	Donald W. Reynolds Chair in Geriatrics #35	1,015,304.88	1,015,304.88	1,015,304.88	1,015,304.88	46,466.11	4	\$ 46,466.11	\$ 88,737.26	134,203.65	134,203.65
770122	Donald W. Reynolds Chair in Geriatrics #36	1,015,304.88	1,015,304.88	1,015,304.88	1,015,304.88	46,466.11	4	\$ 46,466.11	\$ 88,737.26	134,203.65	134,203.65
770123	Donald W. Reynolds Chair in Geriatrics #37	1,015,304.88	1,015,304.88	1,015,304.88	1,015,304.88	46,466.11	4	\$ 46,466.11	\$ 88,737.26	134,203.65	134,203.65
770124	Donald W. Reynolds Chair in Geriatrics #38	1,015,304.88	1,015,304.88	1,015,304.88	1,015,304.88	46,466.11	4	\$ 46,466.11	\$ 88,737.26	134,203.65	134,203.65
770125	Donald W. Reynolds Chair in Geriatrics #39	1,015,304.88	1,015,304.88	1,015,304.88	1,015,304.88	46,466.11	4	\$ 46,466.11	\$ 88,737.26	134,203.65	134,203.65
770126	Donald W. Reynolds Chair in Geriatrics #40	1,015,304.88	1,015,304.88	1,015,304.88	1,015,304.88	46,466.11	4	\$ 46,466.11	\$ 88,737.26	134,203.65	134,203.65
770127	Donald W. Reynolds Chair in Geriatrics #41	1,015,304.88	1,015,304.88	1,015,304.88	1,015,304.88	46,466.11	4	\$ 46,466.11	\$ 88,737.26	134,203.65	134,203.65
770128	Donald W. Reynolds Chair in Geriatrics #42	1,015,304.88	1,015,304.88	1,015,304.88	1,015,304.88	46,466.11	4	\$ 46,466.11	\$ 88,737.26	134,203.65	134,203.65
770129	Donald W. Reynolds Chair in Geriatrics #43	1,015,304.88	1,015,304.88	1,015,304.88	1,015,304.88	46,466.11	4	\$ 46,466.11	\$ 88,737.26	134,203.65	134,203.65
770130	Donald W. Reynolds Chair in Geriatrics #44	1,015,304.88	1,015,304.88	1,015,304.88	1,015,304.88	46,466.11	4	\$ 46,466.11	\$ 88,737.26	134,203.65	134,203.65
770131	Donald W. Reynolds Chair in Geriatrics #45	1,015,304.88	1,015,304.88	1,015,304.88	1,015,304.88	46,466.11	4	\$ 46,466.11	\$ 88,737.26	134,203.65	134,203.65
770132	Donald W. Reynolds Chair in Geriatrics #46	1,015,304.88	1,015,304.88	1,015,304.88	1,015,304.88	46,466.11	4	\$ 46,466.11	\$ 88,737.26	134,203.65	134,203.65
770133	Donald W. Reynolds Chair in Geriatrics #47	1,015,304.88	1,015,304.88	1,015,304.88	1,015,304.88	46,466.11	4	\$ 46,466.11	\$ 88,737.26	134,203.65	134,203.65
770134	Donald W. Reynolds Chair in Geriatrics #48	1,015,304.88	1,015,304.88	1,015,304.88	1,015,304.88	46,466.11	4	\$ 46,466.11	\$ 88,737.26	134,203.65	134,203.65
770135	Donald W. Reynolds Chair in Geriatrics #49	1,015,304.88	1,015,304.88	1,015,304.88	1,015,304.88	46,466.11	4	\$ 46,466.11	\$ 88,737.26	134,203.65	134,203.65
770136	Donald W. Reynolds Chair in Geriatrics #50	1,015,304.88	1,015,304.88	1,015,304.88	1,015,304.88	46,466.11	4	\$ 46,466.11	\$ 88,737.26	134,203.65	134,203.65
770137	Donald W. Reynolds Chair in Geriatrics #51	1,015,304.88	1,015,304.88	1,015,304.88	1,015,304.88	46,466.11	4	\$ 46,466.11	\$ 88,737.26	134,203.65	134,203.65
770138	Donald W. Reynolds Chair in Geriatrics #52	1,015,304.88	1,015,304.88	1,015,304.88	1,015,304.88	46,466.11	4	\$ 46,466.11	\$ 88,737.26	134,203.65	134,203.65
770139	Donald W. Reynolds Chair in Geriatrics #53	1,015,304.88	1,015,304.88	1,015,304.88	1,015,304.88	46,466.11	4	\$ 46,466.11	\$ 88,737.26	134,203.65	134,203.65
770140	Donald W. Reynolds Chair in Geriatrics #54	1,015,304.88	1,015,304.88	1,015,304.88	1,015,304.88	46,466.11	4	\$ 46,466.11	\$ 88,737.26	134,203.65	134,203.65
770141	Donald W. Reynolds Chair in Geriatrics #55	1,015,304.88	1,015,304.88	1,015,304.88	1,015,304.88	46,466.11	4	\$ 46,466.11	\$ 88,737.26	134,203.65	134,203.65
770142	Donald W. Reynolds Chair in Geriatrics #56	1,015,304.88	1,015,304.88	1,015,304.88	1,015,304.88	46,466.11	4	\$ 46,466.11	\$ 88,737.26	134,203.65	134,203.65
770143	Donald W. Reynolds Chair in Geriatrics #57	1,015,304.88	1,015,304.88	1,015,304.88	1,015,304.88	46,466.11	4	\$ 46,466.11	\$ 88,737.26	134,203.65	134,203.65
770144	Donald W. Reynolds Chair in Geriatrics #58	1,015,304.88	1,015,304.88	1,015,304.88	1,015,304.88	46,466.11	4	\$ 46,466.11	\$ 88,737.26	134,203.65	134,203.65
770145	Donald W. Reynolds Chair in Geriatrics #59	1,015,304.88	1,015,304.88	1,015,304.88	1,015,304.88	46,466.11	4	\$ 46,466.11	\$ 88,737.26	134,203.65	134,203.65
770146	Donald W. Reynolds Chair in Geriatrics #60	1,015,304.88	1,015,304.88	1,015,304.88	1,015,304.88						

OKLAHOMA STATE REGENTS' ENDOWMENT TRUST FUND—2013 DISTRIBUTION SCHEDULE

	Account Balance, 6/30/13	Account Balance, 6/30/12	Account Balance, 6/30/11	Average Mkt. Value	# Qtrs	FY13 Available Distribution	FY12 Carryover	Total Available Distribution	Distribution Requested
770161 Howard L. Poyser/Mark Allen Everett Chair in Dermatology	523,244.07			523,244.07	0	17,650.00	-	17,650.00	
770162 James Park Dewar, M.D. Professorship in Pathology	252,533.54			252,533.54	3	8,523.01	-	8,523.01	
770163 CMRI #21 Emil Strumton, M.D. Endowed Research Chair in Pediatric (publ	504,840.90			504,840.90	3	17,038.38	-	17,038.38	
770164 CMRI #23 Raymond F. Johnson Endowed Research Chair in Pediatrics Her	504,840.90			504,840.90	3	17,038.38	-	17,038.38	
770165 CMRI #25 R. Mark R. K. Child Endowed Research Ch	504,840.90			504,840.90	3	17,038.38	-	17,038.38	
770166 Donald D. Albers, MD Chair in Urology	959,197.72			959,197.72	3	32,723.92	-	32,723.92	
770167 James H. Little, MD Chair in Neurology	504,840.90			504,840.90	3	17,038.38	-	17,038.38	
770168 CMRI #27/Clare Gordon Duncan Endowed	504,840.90			504,840.90	3	17,038.38	-	17,038.38	
770169 Libby Warren Blankenship Professorship of Medical Breast Oncology	252,420.45			252,420.45	3	8,519.19	-	8,519.19	
770170 Graduate Alumni Chair in Ophthalmology (upgrade from Prof.)	392,373.46			392,373.46	3	13,242.60	-	13,242.60	
770171 CMRI Cash Faculty Chair in Cancer Research	1,009,681.81			1,009,681.81	3	34,767.76	-	34,767.76	
770172 CMRI Cash Faculty Chair in Cancer Research	1,009,681.81			1,009,681.81	3	34,767.76	-	34,767.76	
770173 Donald W. Reynolds Chair in Aging Research #5	2,019,363.61			2,019,363.61	3	68,153.52	-	68,153.52	
770174 Inasmuch Endowed Chair in Cancer Screening Outreach & Education	1,009,681.81			1,009,681.81	3	34,767.76	-	34,767.76	
770175 Professorship of Microbiology	252,420.45			252,420.45	3	8,519.19	-	8,519.19	
770176 Taylor Foundation Endowed Chair in Cancer Survivorship	1,009,681.81			1,009,681.81	3	34,767.76	-	34,767.76	
770177 George Kaiser Family Foundation Endowed Chair in Cancer Survivorship	1,009,681.81			1,009,681.81	3	34,767.76	-	34,767.76	
770178 Steve E. Moore Chair in Hematology	1,272,199.08			1,272,199.08	3	42,588.72	-	42,588.72	
770179 Gary McKinney Chair in Bone Marrow Diseases	504,840.90			504,840.90	3	17,038.38	-	17,038.38	
770180 Max Eager Anderson Chair in Cancer Clinical Trials	1,012,261.54			1,012,261.54	3	34,163.83	-	34,163.83	
770181 Phil and Fern Ashby Professorship	311,573.67			311,573.67	3	10,515.61	-	10,515.61	
770182 Samuel Noble Foundation Chair in Cancer	841,401.17			841,401.17	3	28,387.29	-	28,387.29	
770183 Louis and Clay Kemmer Chair in Cancer	1,238,375.94			1,238,375.94	3	41,115.44	-	41,115.44	
770184 George Kaiser Family Foundation Endowed Chair in Hematology	1,009,681.81			1,009,681.81	3	34,767.76	-	34,767.76	
770185 CMRI/Dr. Geoffrey P. Altshuler Founder Endowed Research Chair in Pediat	504,942.88			504,942.88	3	17,041.82	-	17,041.82	
770186 CMRI/James D. Riley Jr. MD Endowed Research Chair in Pediatric Educ.	504,942.88			504,942.88	3	17,041.82	-	17,041.82	
770187 CMRI Endowed Chair in Pediatric Medical Genetics #1	1,009,681.81			1,009,681.81	3	34,767.76	-	34,767.76	
770188 CMRI Endowed Chair in Pediatric Medical Genetics #2	1,009,681.81			1,009,681.81	3	34,767.76	-	34,767.76	
770189 CMRI Unnamed (Originally CMRI Med. Genetics #138#2)	808,713.63			808,713.63	3	30,669.08	-	30,669.08	
Subtotal, OUHC	14,476,238.43	117,434,382.80	121,544,613.35	146,749,262.84	3	6,285,953.44	5,501,435.47	11,787,388.91	
OU- Tulsa									
785001 Garman A. Adcock Chair in Cancer	997,877.00		1,044,706.24	1,044,706.24	4	45,023.19	-	45,023.19	
785002 Julian Rothbaum Chair in Community Health Research	967,852.71		1,055,386.23	1,055,386.23	4	45,482.08	-	45,482.08	
785003 Cathy Chair in Brain Imaging	997,637.59		1,044,445.13	1,044,445.13	4	45,011.94	-	45,011.94	
785004 George Kaiser Family Foundation Endowed Chair in Hematology - Chair #1	997,637.59		1,044,445.13	1,044,445.13	4	45,011.94	-	45,011.94	
785005 George Kaiser Family Foundation Endowed Chair in Hematology - Chair #2	997,637.59		1,044,445.13	1,044,445.13	4	45,011.94	-	45,011.94	
785006 George Kaiser Family Foundation Endowed Chair in Hematology - Chair #3	997,637.59		1,044,445.13	1,044,445.13	4	45,011.94	-	45,011.94	
785007 George Kaiser Family Foundation Endowed Chair in Hematology - Chair #4	997,637.59		1,044,445.13	1,044,445.13	4	45,011.94	-	45,011.94	
785008 George Kaiser Family Foundation Endowed Chair in Hematology - Chair #5	997,637.59		1,044,445.13	1,044,445.13	4	45,011.94	-	45,011.94	
785009 Billie Chair in Diabetes	997,637.59		1,044,445.13	1,044,445.13	4	45,011.94	-	45,011.94	
785010 George Kaiser Family Foundation Chair in Medical Education (formerly #6)	1,009,681.81		1,009,681.81	1,009,681.81	3	34,767.76	-	34,767.76	
785011 George Kaiser Family Foundation Chair in Hematology (formerly #7)	1,009,681.81		1,009,681.81	1,009,681.81	3	34,767.76	-	34,767.76	
785012 George Kaiser Family Foundation Chair in Oncology (formerly #8)	1,009,681.81		1,009,681.81	1,009,681.81	3	34,767.76	-	34,767.76	
785013 George Kaiser Family Foundation Chair in Hematology (formerly #9)	1,009,681.81		1,009,681.81	1,009,681.81	3	34,767.76	-	34,767.76	
785014 George Kaiser Family Foundation Chair in Hematology (formerly #10)	1,009,681.81		1,009,681.81	1,009,681.81	3	34,767.76	-	34,767.76	
785015 George Kaiser Family Foundation Chair in Urology (formerly #11)	1,009,681.81		1,009,681.81	1,009,681.81	3	34,767.76	-	34,767.76	
785016 George Kaiser Family Foundation Chair in Public Health Biostatistics (form	1,009,681.81		1,009,681.81	1,009,681.81	3	34,767.76	-	34,767.76	
785017 George Kaiser Family Foundation Chair in Public Health Biostatistics (form	1,009,681.81		1,009,681.81	1,009,681.81	3	34,767.76	-	34,767.76	
785018 George Kaiser Family Foundation Chair in Public Health Biostatistics (form	1,009,681.81		1,009,681.81	1,009,681.81	3	34,767.76	-	34,767.76	
785019 George Kaiser Family Foundation Chair in Pediatrics (formerly #14)	1,009,681.81		1,009,681.81	1,009,681.81	3	34,767.76	-	34,767.76	
785020 George Kaiser Family Foundation on Chair #15	1,009,681.81		1,009,681.81	1,009,681.81	3	34,767.76	-	34,767.76	
785021 George Kaiser Family Foundation on Chair #16	1,009,681.81		1,009,681.81	1,009,681.81	3	34,767.76	-	34,767.76	
785022 George Kaiser Family Foundation on Chair #17	1,009,681.81		1,009,681.81	1,009,681.81	3	34,767.76	-	34,767.76	
785023 George Kaiser Family Foundation on Chair #18	1,009,681.81		1,009,681.81	1,009,681.81	3	34,767.76	-	34,767.76	
785024 George Kaiser Family Foundation on Chair #19	1,009,681.81		1,009,681.81	1,009,681.81	3	34,767.76	-	34,767.76	
785025 George Kaiser Family Foundation on Chair #20	1,009,681.81		1,009,681.81	1,009,681.81	3	34,767.76	-	34,767.76	
785026 George Kaiser Family Foundation on Chair #21	1,009,681.81		1,009,681.81	1,009,681.81	3	34,767.76	-	34,767.76	
785027 George Kaiser Family Foundation on Chair #22	1,009,681.81		1,009,681.81	1,009,681.81	3	34,767.76	-	34,767.76	
785028 George Kaiser Family Foundation on Chair #23	1,009,681.81		1,009,681.81	1,009,681.81	3	34,767.76	-	34,767.76	
785029 George Kaiser Family Foundation on Chair #24	1,009,681.81		1,009,681.81	1,009,681.81	3	34,767.76	-	34,767.76	
785030 George Kaiser Family Foundation on Chair #25	1,009,681.81		1,009,681.81	1,009,681.81	3	34,767.76	-	34,767.76	
785031 George Kaiser Family Foundation on Chair #26	1,009,681.81		1,009,681.81	1,009,681.81	3	34,767.76	-	34,767.76	
785032 George Kaiser Family Foundation on Chair #27	1,009,681.81		1,009,681.81	1,009,681.81	3	34,767.76	-	34,767.76	
785033 George Kaiser Family Foundation on Chair #28	1,009,681.81		1,009,681.81	1,009,681.81	3	34,767.76	-	34,767.76	
785034 George Kaiser Family Foundation on Chair #29	1,009,681.81		1,009,681.81	1,009,681.81	3	34,767.76	-	34,767.76	
785035 George Kaiser Family Foundation on Chair #30	1,009,681.81		1,009,681.81	1,009,681.81	3	34,767.76	-	34,767.76	
785036 George Kaiser Family Foundation on Chair #31	1,009,681.81		1,009,681.81	1,009,681.81	3	34,767.76	-	34,767.76	
785037 George Kaiser Family Foundation on Chair #32	1,009,681.81		1,009,681.81	1,009,681.81	3	34,767.76	-	34,767.76	
785038 George Kaiser Family Foundation on Chair #33	1,009,681.81		1,009,681.81	1,009,681.81	3	34,767.76	-	34,767.76	
785039 George Kaiser Family Foundation on Chair #34	1,009,681.81		1,009,681.81	1,009,681.81	3	34,767.76	-	34,767.76	
785040 George Kaiser Family Foundation on Chair #35	1,009,681.81		1,009,681.81	1,009,681.81	3	34,767.76	-	34,767.76	
785041 George Kaiser Family Foundation on Chair #36	1,009,681.81		1,009,681.81	1,009,681.81	3	34,767.76	-	34,767.76	
785042 George Kaiser Family Foundation on Chair #37	1,009,681.81		1,009,681.81	1,009,681.81	3	34,767.76	-	34,767.76	
785043 George Kaiser Family Foundation on Chair #38	1,009,681.81		1,009,681.81	1,009,681.81	3	34,767.76	-	34,767.76	
785044 George Kaiser Family Foundation on Chair #39	1,009,681.81		1,009,681.81	1,009,681.81	3	34,767.76	-	34,767.76	
785045 George Kaiser Family Foundation on Chair #40	1,009,681.81		1,009,681.81	1,009,681.81	3	34,767.76	-	34,767.76	
785046 George Kaiser Family Foundation on Chair #41	1,009,681.81		1,009,681.81	1,009,681.81	3	34,767.76	-	34,767.76	
785047 George Kaiser Family Foundation on Chair #42	1,009,681.81		1,009,681.81	1,009,681.81	3	34,767.76	-	34,767.76	
785048 George Kaiser Family Foundation on Chair #43	1,009,681.81		1,009,681.81	1,009,681.81	3	34,767.76	-	34,767.76	
785049 George Kaiser Family Foundation on Chair #44	1,009,681.81		1,009,681.81	1,009,681.81	3	34,767.76	-	34,767.76	
785050 George Kaiser Family Foundation on Chair #45	1,009,681.81		1,009,681.81	1,009,681.81	3	34,767.76	-	34,767.76	
785051 George Kaiser Family Foundation on Chair #46	1,009,681.81		1,009,681.81	1,009,681.81	3	34,767.76	-	34,767.76	
785052 George Kaiser Family Foundation on Chair #47	1,009,681.81		1,009,681.81	1,009,681.81	3	34,767.76	-	34,767.76	
785053 George Kaiser Family Foundation on Chair #48	1,009,681.81		1,009,681.81	1,009,681.81	3	34,767.76	-	34,767.76	
785054 George Kaiser Family Foundation on Chair #49	1,009,681.81		1,009,681.81	1,009,681.81	3	34,767.76	-	34,767.76	
785055 George Kaiser Family Foundation on Chair #50	1,009,681.81		1,009,681.81	1,009,681.81	3	34,767.76	-	34,767.76	
785056 George Kaiser Family Foundation on Chair #51	1,009,681.81		1,009,681.81	1,009,681.81	3	34,767.76	-	34,767.76	
785057 George Kaiser Family Foundation on Chair #52	1,009,681.81		1,009,681.81	1,009,681.81	3	34,767.76	-	34,767.76	
785058 George Kaiser Family Foundation on Chair #53	1,009,681.81		1,009,681.81	1,009,681.81	3	34,767.76	-	34,767.76	
785059 George Kaiser Family Foundation on Chair #54	1,009,681.81		1,009,681.81	1,009,681.81	3	34,767.76	-	34,767.76	
785060 George Kaiser Family Foundation on Chair #55	1,009,681.81		1,009,681.81	1,009,681.81	3	34,767.76	-	34,767.76	
785061 George Kaiser Family Foundation on Chair #56	1,009,681.81		1,009,681.81	1,009,681.81	3	34,767.76	-	34,767.76	
785062 George Kaiser Family Foundation on Chair #57	1,009,681.81		1,009,681.81	1,009,681.8					

OKLAHOMA STATE REGENTS' ENDOWMENT TRUST FUND--2013 DISTRIBUTION SCHEDULE

Account	Account Balance, 6/30/12	Account Balance, 6/30/11	Inter-year Average Mkt. Value	# Qtrs	FY12 Available Distribution	FY12 Carryover	Total Available Distribution	Distribution Requested
Oklahoma State University								
010001 Wheat Genetics	1,068,242.91	1,147,395.94	1,103,147.18	4	49,896.62	(0.00)	49,896.62	
010002 Sun Co Wheeler Chair in Hydrogeology	200,468.62	214,365.08	214,365.08	4	9,647.54	(0.01)	9,647.54	
010003 Noble Foundation Chair in Chemical Engineering	539,317.97	539,317.97	539,317.97	4	25,621.65	(0.00)	25,621.65	
010004 Kerr McGee Chair in Chemical Engineering	886,312.95	970,255.74	939,012.63	4	41,865.67	37,016.88	79,002.48	
010005 Noble Foundation Chair in Web Handling	383,277.29	399,349.88	399,349.88	4	17,689.15	(0.00)	17,689.15	
010006 Ardmore - Business Administration	464,770.09	484,293.81	504,921.93	4	21,809.78	(0.01)	21,809.78	
010008 OBA Banking	508,842.85	520,132.90	520,866.04	4	23,440.32	43,205.76	66,750.08	
010009 McClelland Foundation Chair in Veterinary Medicine	950,400.65	959,812.45	959,812.45	4	21,655.99	74,830.06	96,554.40	
010010 McClelland Foundation Chair in Veterinary Medicine	821,631.25	856,826.20	857,461.00	4	38,655.74	(0.00)	38,655.74	
010011 Conroy/Dupont - Technology Management	411,131.53	448,894.90	431,136.19	4	19,401.13	(0.00)	19,401.13	
010013 Noble Foundation - Laser Research	601,397.68	648,050.02	648,050.02	4	29,114.98	16,605.61	45,720.59	
010014 Bellman Chair in Optoelectronic Systems & Devices (Public)	814,997.42	880,022.51	855,872.30	4	37,614.25	38,054.57	75,668.82	
010015 Bellman Chair in Optoelectronic Systems & Devices (Private)	419,025.41	449,522.74	449,522.74	4	19,660.92	38,076.00	57,736.92	
010016 Bellman Chair in Optoelectronic Systems & Devices (Private)	419,025.41	449,522.74	449,522.74	4	19,660.92	38,076.00	57,736.92	
010017 AMOCO Chair in Chemical Engineering	409,141.64	418,334.43	437,357.68	4	18,886.25	(0.00)	18,886.25	
010018 Carson Chair in Business Administration	576,150.88	584,304.03	589,100.76	4	26,606.63	26,634.29	53,043.83	
010019 Noble Foundation - Marketing Strategy Chair	439,354.87	450,441.96	469,880.66	4	20,280.15	(0.00)	20,280.15	
010020 Herrington Intelligent Machines & Robotics Chair	548,473.69	625,646.29	633,402.24	4	27,877.82	142,158.22	169,737.04	
010021 Williams (formerly MAPCO) Chair in Higher Education	398,245.11	403,175.31	403,175.31	4	15,351.27	20,138.49	35,489.76	
010022 Williams (formerly MAPCO) Chair in Higher Education	947,938.97	988,944.23	989,132.04	4	44,513.64	23,326.49	67,840.13	
010023 Endowed Chair in Agriculture	894,267.11	974,168.77	974,168.77	4	43,873.73	(0.00)	43,873.73	
010024 Endowed Chair in Veterinary Medicine	430,969.40	452,284.25	446,275.40	4	20,037.39	17,219.28	37,256.68	
010025 Albert H. Nelson Chair in Robotics	2,115,420.01	2,205,282.89	2,190,769.00	4	98,594.60	67,815.31	166,409.91	
010026 Stevens (MCOST) Chair in Agricultural Biotechnology	794,456.90	917,456.90	917,456.90	4	41,216.00	132,315.13	173,531.13	
010027 Endowed Chair in Agriculture II	396,509.58	408,243.25	408,243.25	4	17,963.90	35,255.41	53,219.31	
010028 Neustadt Chair in Agricultural Economics (Money Works Donor)	664,313.84	668,880.13	674,943.86	4	30,372.48	(0.00)	30,372.48	
010030 Lynn Bohlsch Endowed Chair in Wildlife Biology	1,710,434.94	1,932,382.61	1,848,481.17	4	83,228.65	39,288.32	122,516.97	
010031 Walker R. Shillington Endowed Chair in Food & Fiber Animal Med.	1,784,280.46	1,836,419.99	1,811,783.40	4	81,530.70	115,237.43	196,855.13	
010032 Walker R. Shillington Endowed Chair in Veterinary Medicine II	682,156.74	686,259.91	686,259.91	4	32,895.45	61,694.92	94,590.37	
010033 Williams Dows Chair in Human Environmental Science	1,164,068.84	1,215,245.57	1,215,245.57	4	62,383.10	110,216.20	172,599.29	
010034 Paul C. Ware Chair in Finance	1,115,035.81	1,164,780.45	1,164,780.45	4	58,169.47	81,052.15	139,221.62	
010035 Hannah D. Adams Professorship of Public Service & Govt Info	212,215.23	220,696.77	221,352.01	4	9,860.84	(0.00)	9,860.84	
010037 Sackey's Professorship in Entomology	184,815.09	193,351.02	197,797.67	4	8,900.90	(0.00)	8,900.90	
010038 Arthur Andersen - Accounting	309,259.68	309,259.68	309,259.68	4	12,500.94	16,029.61	28,530.55	
010040 Audiotex Professorship - Chemical Engineering	292,531.64	292,531.64	292,531.64	4	10,929.87	109,299.81	120,229.68	
010042 Noble Foundation Professorship for Tech. Enhanced Learning Systems	196,998.85	200,315.60	201,510.06	4	9,097.95	(0.00)	9,097.95	
010043 Reynolds - Journalism & Broadcasting	243,374.68	244,599.77	244,599.77	4	11,429.78	(0.01)	11,429.78	
010044 John And Sue Taylor Professorship in Human Environmental Science	192,852.62	200,930.84	201,312.62	4	9,059.06	(0.00)	9,059.06	
010045 Southwestern Bell - Electronic Optical Systems (Engineering)	137,339.31	141,537.47	141,537.47	4	5,017.32	4,869.27	9,886.59	
010047 Tom J. Coningham Chair in Mechanical Engineering	399,966.64	417,538.47	417,538.47	4	18,769.74	12,386.26	31,130.00	
010049 FSCO/Albrecht Master in Electrical Engineering	463,657.84	496,172.20	475,599.63	4	21,266.68	58,600.95	79,867.63	
010050 Sackey's Professorship in Agriculture Science	194,331.89	202,787.24	211,468.77	4	9,125.88	(0.00)	9,125.88	
010051 Worth Professorship in Crop Science	196,302.50	199,977.15	196,628.11	4	8,863.26	10,185.76	19,049.02	
010052 OCM Alumni Professorship in Rural Medicine	208,975.32	219,422.32	220,074.98	4	9,892.09	(0.00)	9,892.09	
010053 OCM Alumni Professorship in Crop Science	200,552.69	203,077.65	203,077.65	4	8,616.81	10,679.60	19,296.41	
010054 W. Paul Miller Professorship of Business Administration	399,407.51	403,093.55	404,292.11	4	19,183.14	11,894.31	20,877.46	
010055 Clarence E. Page Professorship of Aviation Sciences	328,166.81	338,277.07	337,043.91	4	15,468.98	3,261.52	18,730.50	
010056 Arval Professorship in Parasitology	175,482.62	192,660.17	181,710.57	4	8,176.98	11,203.09	19,380.07	
010057 Simplex Professorship in Fire Protection	194,599.32	197,836.68	197,836.68	4	8,906.05	9,091.01	17,997.06	
010058 W.P. Wood Professorship for Library Science	191,064.68	197,293.57	197,293.57	4	8,676.80	10,720.85	19,397.65	
010060 Don Neustadt Professorship for Library Science (Private)	181,739.16	188,448.71	188,448.71	4	8,852.41	(0.00)	8,852.41	
010062 Samtleman/Warth Endowed Prof. in Agronomy (Private)	212,900.17	222,084.50	221,719.85	4	9,877.39	3,769.41	13,746.80	
010063 McClelland Foundation Professorship in Veterinary Medicine	396,070.43	311,477.61	313,101.05	4	14,089.55	5,595.46	19,685.01	
010064 Purbathugh Professorship for Library Science (12/31/03)	192,852.62	188,879.58	188,879.58	4	8,601.56	2,940.97	11,542.53	
010065 Wilson S. Anderson Professorship of Accounting (12/29/83)	170,230.27	180,714.80	180,714.80	4	8,274.46	(0.00)	8,274.46	
010067 W. Paul Miller Professorship in Business Administration	247,235.41	255,350.31	255,350.31	4	12,271.53	18,627.06	31,193.59	
010068 V. Brown Monsett Professorship in Geology (Private)	628,647.12	702,901.28	668,246.64	4	30,071.10	31,485.37	61,556.47	
010069 V. Brown Monsett Professorship in Geology (Public)	119,956.17	124,313.43	124,313.43	4	5,385.56	(0.00)	5,385.56	
010070 Vaughn Foundation Professorship in Number Theory (Private)	212,222.07	230,823.38	228,287.96	4	10,002.94	38,419.28	48,422.22	

OKLAHOMA STATE REGENTS' ENDOWMENT TRUST FUND—2013 DISTRIBUTION SCHEDULE

Account	Account Balance, 6/30/13				Account Balance, 6/30/12	Account Balance, 6/30/11	# Qtrs	FY13 Available Distribution	FY12 Carryover	Total Available Distribution	Distribution Requested
	Account Balance	Change	Value	Average, Mkt.							
010012 Equine Sports Medicine Professorship	700,500.41	733,061.07	700,388.29	4	\$ 11,622.62	\$ 0.00	31,622.61		12,123.72	31,622.61	
010013 Norris Professorship in Fisheries	289,182.69	289,416.06	289,416.06	4	\$ 8,218.18	\$ 0.00	33,844.97		33,844.97	33,844.97	
010014 Lemphore Professorship in Hotel and Restaurant Administration	204,315.79	204,315.79	204,315.79	4	\$ 5,107.95	\$ 23,988.79	33,844.97		33,844.97	33,844.97	
010015 Endowed Professorship in Animal Medicine	966,488.17	966,488.17	966,488.17	4	\$ 25,514.15	\$ 0.00	102,073.57		102,073.57	102,073.57	
010016 Endowed Professorship in Management	208,317.10	208,317.10	208,317.10	4	\$ 5,207.93	\$ 0.00	21,684.25		21,684.25	21,684.25	
010017 Cornsilk Professorship in Biology	158,977.65	158,977.65	158,977.65	4	\$ 3,974.44	\$ 6,604.20	15,144.25		15,144.25	15,144.25	
010018 Macaulay Professorship in Engineering (9/5/97)	117,124.12	117,124.12	117,124.12	4	\$ 2,928.10	\$ 0.00	11,724.12		11,724.12	11,724.12	
010019 M.R. Lohman Professorship in Engineering	284,614.66	284,614.66	284,614.66	4	\$ 7,115.37	\$ 150,110.48	11,417.20		11,417.20	11,417.20	
010020 Richard W. Poole Professorship for Excellence (Business)	232,488.79	232,488.79	232,488.79	4	\$ 5,812.22	\$ 0.00	23,248.88		23,248.88	23,248.88	
010021 Mel and Mary Jones Professorship in Plant Genetics	116,765.34	116,765.34	116,765.34	4	\$ 2,919.13	\$ 5,611.94	6,511.94		6,511.94	6,511.94	
010022 Norman and Suzanne Myers Chair in Business	449,095.46	449,095.46	449,095.46	4	\$ 11,227.37	\$ 0.00	44,909.55		44,909.55	44,909.55	
010023 Endowed Professorship in Business Administration	863,635.28	863,635.28	863,635.28	4	\$ 21,590.88	\$ 76,829.57	116,965.30		116,965.30	116,965.30	
010024 Bill Fitzwater Cooperative Chair in Ag Economics	232,873.07	232,873.07	232,873.07	4	\$ 5,821.83	\$ 0.00	23,287.31		23,287.31	23,287.31	
010025 Robert Sirney Prof. Ag Biochemistry (MOST Optical)	229,430.15	229,430.15	229,430.15	4	\$ 5,735.76	\$ 0.00	22,943.02		22,943.02	22,943.02	
010026 Wayne and Jean Huffine Prof. Turfgrass (MOST Optical)	221,401.25	221,401.25	221,401.25	4	\$ 5,560.03	\$ 0.00	22,140.13		22,140.13	22,140.13	
010027 W. Haswell Cudd Professorship in Business	246,855.23	246,855.23	246,855.23	4	\$ 6,171.38	\$ 0.00	24,685.52		24,685.52	24,685.52	
010028 Professorship in Structural and Household Pest Control/rban Entom	413,946.96	413,946.96	413,946.96	4	\$ 10,398.67	\$ 0.00	41,394.96		41,394.96	41,394.96	
010029 Science Policy Professorship in Microbiological Research	1,079,669.47	1,079,669.47	1,079,669.47	4	\$ 26,991.74	\$ 0.00	1,079,669.47		1,079,669.47	1,079,669.47	
010030 Stephen J. Whetzel Chair in Business Administration	239,347.44	239,347.44	239,347.44	4	\$ 5,983.69	\$ 0.00	23,934.74		23,934.74	23,934.74	
010031 Glenn Bullock Endowed Professorship in Equine Reproduction	898,728.79	898,728.79	898,728.79	4	\$ 22,469.72	\$ 0.00	89,872.88		89,872.88	89,872.88	
010032 Watson Chair in Financial Risk Management	280,134.41	280,134.41	280,134.41	4	\$ 7,003.46	\$ 0.00	28,013.44		28,013.44	28,013.44	
010033 Christine Salmon Endowed Professorship in Interior Design	330,812.95	330,812.95	330,812.95	4	\$ 8,270.32	\$ 0.00	33,081.30		33,081.30	33,081.30	
010034 Endowed Chair in Cleonovics	342,658.06	342,658.06	342,658.06	4	\$ 8,666.45	\$ 0.00	34,265.81		34,265.81	34,265.81	
010035 Endowed Professorship in Journalism	356,199.65	356,199.65	356,199.65	4	\$ 8,904.97	\$ 0.00	35,619.96		35,619.96	35,619.96	
010036 Frank R. Pugh Endowed Professorship in Law	1,667,252.22	1,667,252.22	1,667,252.22	4	\$ 41,688.06	\$ 0.00	1,667,252.22		1,667,252.22	1,667,252.22	
010037 Williams Chair in Information Technology (OSU/Tulsa) 6/02	941,548.95	941,548.95	941,548.95	4	\$ 23,691.22	\$ 0.00	94,154.89		94,154.89	94,154.89	
010038 Fan D. Jinhuan Professorship in Entrepreneurship Studies	298,730.80	298,730.80	298,730.80	4	\$ 7,468.02	\$ 0.00	29,873.08		29,873.08	29,873.08	
010039 Don Ertman Endowed Professorship in Business	2,933,464.81	2,933,464.81	2,933,464.81	4	\$ 73,841.61	\$ 0.00	2,933,464.81		2,933,464.81	2,933,464.81	
010101 Spear Chair in Business Administration	52,076.41	52,076.41	52,076.41	4	\$ 1,301.91	\$ 0.00	5,207.64		5,207.64	5,207.64	
010102 Francis T. Hinkle Endowed Professorship	330,812.95	330,812.95	330,812.95	4	\$ 8,270.32	\$ 0.00	33,081.30		33,081.30	33,081.30	
010103 Frank Pugh Endowed Family Professorship	652,810.64	652,810.64	652,810.64	4	\$ 16,315.27	\$ 0.00	65,281.06		65,281.06	65,281.06	
010104 Bryan Close Endowed Professorship	316,897.84	316,897.84	316,897.84	4	\$ 7,922.46	\$ 0.00	31,689.78		31,689.78	31,689.78	
010105 Hoyt Family Endowed Professorship	314,907.76	314,907.76	314,907.76	4	\$ 7,897.69	\$ 0.00	31,490.76		31,490.76	31,490.76	
010106 Moran Endowed Chair in Math, Science and Tech. Education	1,005,200.11	1,005,200.11	1,005,200.11	4	\$ 25,125.03	\$ 0.00	1,005,200.11		1,005,200.11	1,005,200.11	
010107 Arthur L. Keel Chair	959,371.07	959,371.07	959,371.07	4	\$ 23,984.27	\$ 0.00	95,937.11		95,937.11	95,937.11	
010108 Robert L. Hinkle Endowed Chair	289,730.80	289,730.80	289,730.80	4	\$ 7,243.67	\$ 0.00	28,973.08		28,973.08	28,973.08	
010109 William P. Hinkle Endowed Chair	491,386.36	491,386.36	491,386.36	4	\$ 12,284.66	\$ 0.00	49,138.63		49,138.63	49,138.63	
010110 Peggy Lerman Welch Chair	520,179.70	520,179.70	520,179.70	4	\$ 13,019.98	\$ 0.00	52,017.97		52,017.97	52,017.97	
010111 Susan E. Hinkle Endowed Chair in Math, Science and Tech. Education	1,005,200.11	1,005,200.11	1,005,200.11	4	\$ 25,125.03	\$ 0.00	1,005,200.11		1,005,200.11	1,005,200.11	
010112 Judy Johnson Professorship in Accounting	259,754.28	259,754.28	259,754.28	4	\$ 6,493.86	\$ 0.00	25,975.43		25,975.43	25,975.43	
010113 Lemay Professorship in Accounting	270,023.47	270,023.47	270,023.47	4	\$ 6,750.59	\$ 0.00	27,002.35		27,002.35	27,002.35	
010114 Furebaugh Legal Studies & Ethics in Business Professorship	595,599.09	595,599.09	595,599.09	4	\$ 14,894.98	\$ 0.00	59,559.91		59,559.91	59,559.91	
010115 Rhea Oklahoma International Women Forum Professorship	1,627,524.44	1,627,524.44	1,627,524.44	4	\$ 40,690.61	\$ 0.00	1,627,524.44		1,627,524.44	1,627,524.44	
010117 Spear a Chair in Business Administration	2,691,682.96	2,691,682.96	2,691,682.96	4	\$ 67,292.24	\$ 0.00	2,691,682.96		2,691,682.96	2,691,682.96	
010118 Williams Chair in Business Administration III	1,030,498.16	1,030,498.16	1,030,498.16	4	\$ 25,762.21	\$ 0.00	1,030,498.16		1,030,498.16	1,030,498.16	
010119 Spear Chair in Business Administration III	1,308,262.40	1,308,262.40	1,308,262.40	4	\$ 32,706.56	\$ 0.00	1,308,262.40		1,308,262.40	1,308,262.40	
010120 Raymond Young Chair	389,204.69	389,204.69	389,204.69	4	\$ 9,705.12	\$ 0.00	38,920.47		38,920.47	38,920.47	
010121 Christine Gilbert Professorship	249,754.28	249,754.28	249,754.28	4	\$ 6,243.86	\$ 0.00	24,975.43		24,975.43	24,975.43	
010122 Raymond Young Chair	489,575.10	489,575.10	489,575.10	4	\$ 12,239.38	\$ 0.00	48,957.51		48,957.51	48,957.51	
010123 Herman Gilbert, Bert Cooper, W&W Steel Professorship in Civil & Environ	503,245.37	503,245.37	503,245.37	4	\$ 12,581.14	\$ 0.00	50,324.54		50,324.54	50,324.54	
010124 Marilyn Thomas Chair in Human Environmental Services	503,245.37	503,245.37	503,245.37	4	\$ 12,581.14	\$ 0.00	50,324.54		50,324.54	50,324.54	
010125 Dr. Lawrence Roger Dunningdale Professorship in International Studies	291,345.65	291,345.65	291,345.65	4	\$ 7,286.14	\$ 0.00	29,134.57		29,134.57	29,134.57	
010126 Thomas E. Berry Professorship in Water Research	239,531.00	239,531.00	239,531.00	4	\$ 5,988.28	\$ 0.00	23,953.10		23,953.10	23,953.10	
010127 Hodges Professorship in Plant & Soil Research	249,776.06	249,776.06	249,776.06	4	\$ 6,243.86	\$ 0.00	24,976.06		24,976.06	24,976.06	
010128 Robert L. Hinkle Endowed Chair in Math, Science and Tech. Education	1,005,200.11	1,005,200.11	1,005,200.11	4	\$ 25,125.03	\$ 0.00	1,005,200.11		1,005,200.11	1,005,200.11	
010129 Chesapeake Energy Chair in Petroleum Geosciences	1,041,684.96	1,041,684.96	1,041,684.96	4	\$ 26,042.12	\$ 0.00	1,041,684.96		1,041,684.96	1,041,684.96	
010130 Geology A Chair II	1,046,685.02	1,046,685.02	1,046,685.02	4	\$ 26,166.63	\$ 0.00	1,046,685.02		1,046,685.02	1,046,685.02	
010131 Devon Energy Chair for Basic Research	1,032,282.29	1,032,282.29	1,032,282.29	4	\$ 25,807.07	\$ 0.00	1,032,282.29		1,032,282.29	1,032,282.29	
010132 Vennerberg Chair in Bioinformatics and Molecular Genetics	283,677.80	283,677.80	283,677.80	4	\$ 7,166.95	\$ 0.00	28,367.78		28,367.78	28,367.78	
010133 Vennerberg Professorship in Art	389,204.69	389,204.69	389,204.69	4	\$ 9,705.12	\$ 0.00	38,920.47		38,920.47	38,920.47	
010134 N. Malone Mitchell, Jr. Chair in Entrepreneurship	3,584,831.99	3,584,831.99	3,584,831.99	4	\$ 89,620.80	\$ 0.00	3,584,831.99		3,584,831.99	3,584,831.99	
010135 Purauskas Endowed Professorship	239,885.37	239,885.37	239,885.37	4	\$ 5,997.13	\$ 0.00	23,988.54		23,988.54	23,988.54	
010136 Purauskas Foundation Professorship in Education	249,031.52	249,031.52	249,031.52	4	\$ 6,225.79	\$ 0.00	24,903.15		24,903.15	24,903.15	
010137 John A. & Donna Brook Professorship in Educational Leadership	267,004.95	267,004.95	267,004.95	4	\$ 6,700.12	\$ 0.00	26,700.49		26,700.49	26,700.49	
010138 Farris Anderson, Halligan College Student Development Professorship	248,264.42	248,264.42	248,264.42	4	\$ 6,206.61	\$ 0.00	24,826.42		24,826.42	24,826.42	
010139 LeBretton & Lemon Commodore Fred Dyerette Professorship	203,764.62	203,764.62	203,764.62	4	\$ 5,144.12	\$ 0.00	20,376.62		20,376.62	20,376.62	
010140 A. and Susan Jacques Professorship in Special Education	420,857.14	420,857.14	420,857.14	4	\$ 10,521.93	\$ 0.00	42,085.71		42,085.71	42,085.71	
010141 Ronald W. Hinkle Endowed Chair in Business Administration	1,032,282.29	1,032,282.29	1,032,282.29	4	\$ 25,807.07	\$ 0.00	1,032,282.29		1,032,282.29	1,032,282.29	
010142 Harold Cooper Chair in Petroleum Engineering	1,046,685.02	1,046,685.02	1,046,685.02	4	\$ 26,166.63	\$ 0.00	1,046,685.02		1,046,685.02	1,046,685.02	
010143 Continental Resources Chair in Petroleum Engineering	239,885.37	239,885.37	239,885.37	4	\$ 5,997.13	\$ 0.00	23,988.54		23,988.54	23,988.54	
010144 Ray and Linda Booker Professorship in Aerospace Engineering	261,111.28	261,111.28	261,111.28	4	\$ 6,527.81	\$ 0.00	26,111.28		26,111.28	26,111.28	

OKLAHOMA STATE REGENTS' ENDOWMENT TRUST FUND—2013 DISTRIBUTION SCHEDULE

Account	Account Balance, 6/30/12	Account Balance, 6/30/11	Value	# Qtrs	FY18 Available Distribution	Total Available Distribution	FY12 Carryover	Distribution Requested
010146 Donald and Cathy Humphreys Chair in Industrial Engineering & Magn	529,242.51	522,222.57	529,020.07	4	29,676.50	70,600.93	47,025.22	70,600.93
010146 Donald and Cathy Humphreys Chair in CEAT	528,141.14	522,222.57	523,002.07	4	23,676.50	70,600.93	47,025.22	70,600.93
010146 S-G&E Energy Technology Chair	526,141.14	522,222.57	523,002.07	4	23,676.50	70,600.93	47,025.22	70,600.93
010146 S-G&E Energy Technology Chair in CEAT	525,141.14	522,222.57	523,002.07	4	23,676.50	70,600.93	47,025.22	70,600.93
010146 S-G&E Energy Technology Chair in Petroleum Engineering	1,046,685.02	1,044,445.73	1,044,885.91	4	47,048.82	134,001.21	86,952.39	134,001.21
010146 Low Ward Chair in Petroleum Engineering	574,500.60	574,444.82	574,444.82	4	25,889.33	73,255.93	47,366.60	73,255.93
010150 Bryan Close Professorship in Adulthood & Aging	261,671.25	261,111.28	261,111.28	4	11,692.05	16,989.82	23,091.87	16,989.82
010151 Endowed Professorship in Parenting	361,932.98	361,932.98	361,932.98	4	16,408.33	42,881.94	26,473.61	42,881.94
010152 Doug and Nicole Burns Endowed Professorship in Vocal Music	260,389.43	260,389.43	260,389.43	4	11,713.56	26,483.63	32,670.66	26,483.63
010152 Joan Kripnarcik Clinic Professorship in Small Animal Internal Medicine	526,141.14	522,222.57	523,002.07	4	23,676.50	70,600.93	47,025.22	70,600.93
010152 George and Nancy Kasper Family Endowed Professorship in Health Science	1,032,726.29	1,032,726.29	1,032,726.29	4	46,939.84	126,131.11	79,191.27	126,131.11
010155 George Kasper Family Foundation Chair "A" in Health Science	1,032,726.29	1,032,726.29	1,032,726.29	4	46,939.84	126,131.11	79,191.27	126,131.11
010157 Northwest Oklahoma Osteopathic Foundation on Grad Education	283,070.37	281,651.04	281,651.04	4	11,787.80	141,201.64	84,050.48	141,201.64
010158 Harrison Bartlett Professorship in Chemistry	489,741.70	489,741.70	489,741.70	4	22,653.49	33,196.49	33,196.49	33,196.49
010160 Masonic Foundation on Chair in Gender Studies	424,306.11	424,306.11	424,306.11	3	14,357.18	14,357.18	14,357.18	14,357.18
010160 Masonic Foundation on Chair in Rural Sociology	424,306.11	424,306.11	424,306.11	3	14,357.18	14,357.18	14,357.18	14,357.18
010161 Venerberg Professorship in Rural Sociology	254,585.01	254,585.01	254,585.01	3	8,684.52	8,684.52	8,684.52	8,684.52
010162 Construction Management Technology Advisory Board Professorship	467,906.74	467,906.74	467,906.74	3	15,791.85	15,791.85	15,791.85	15,791.85
010163 John Henkix Chair in Engineering Educ	504,840.90	504,840.90	504,840.90	3	17,038.38	17,038.38	17,038.38	17,038.38
010164 Center for Innovation and Economic Development Chair in Sensor Technol	252,420.45	252,420.45	252,420.45	3	8,519.19	8,519.19	8,519.19	8,519.19
010165 Jim and Lynne Williams Professorship in Energy Technology	353,888.63	353,888.63	353,888.63	3	11,926.87	11,926.87	11,926.87	11,926.87
010167 William C. Denton Professorship in Civil Engineering	305,184.50	305,184.50	305,184.50	3	10,300.01	10,300.01	10,300.01	10,300.01
010168 Centennial Professorship in Architecture & Architectural Engineering	464,605.08	464,605.08	464,605.08	3	15,680.42	15,680.42	15,680.42	15,680.42
010170 Halburton Professorship in Engineering	252,420.45	252,420.45	252,420.45	3	8,519.19	8,519.19	8,519.19	8,519.19
010171 Audrey E. Oakes Professorship	252,420.45	252,420.45	252,420.45	3	8,519.19	8,519.19	8,519.19	8,519.19
010171 Audrey E. Oakes Professorship in Community Counseling	252,420.45	252,420.45	252,420.45	3	8,519.19	8,519.19	8,519.19	8,519.19
010172 Joan Dandelon Jacques Professorship in Health Promotion	252,420.45	252,420.45	252,420.45	3	8,519.19	8,519.19	8,519.19	8,519.19
010173 Elizabeth Jacques Monroe Professorship in Reading and Literacy	280,060.49	280,060.49	280,060.49	3	9,462.04	9,462.04	9,462.04	9,462.04
010174 M. B. Sereetan Endowed Professorship in Wellness	252,420.45	252,420.45	252,420.45	3	8,519.19	8,519.19	8,519.19	8,519.19
010175 Alice Phillips Endowed Professorship in Elementary Education	425,396.11	425,396.11	425,396.11	3	14,357.12	14,357.12	14,357.12	14,357.12
010176 Lawrence and Georgia Ina Dresser Professorship in Rural Teacher Education	403,872.23	403,872.23	403,872.23	3	13,630.74	13,630.74	13,630.74	13,630.74
010178 John P. P. Chair in Entrepreneurship	403,872.23	403,872.23	403,872.23	3	13,630.74	13,630.74	13,630.74	13,630.74
010180 Entrepreneurship Chair #1	201,936.61	201,936.61	201,936.61	3	6,815.52	6,815.52	6,815.52	6,815.52
010181 Entrepreneurship Chair #2	201,936.61	201,936.61	201,936.61	3	6,815.52	6,815.52	6,815.52	6,815.52
010182 Entrepreneurship Chair #3	201,936.61	201,936.61	201,936.61	3	6,815.52	6,815.52	6,815.52	6,815.52
010183 Wilton T. Anderson Chair in Accounting	504,840.90	504,840.90	504,840.90	3	17,038.38	17,038.38	17,038.38	17,038.38
010184 Charles and Kin Watson Chair in Business	504,840.90	504,840.90	504,840.90	3	17,038.38	17,038.38	17,038.38	17,038.38
010185 Chuck and Kin Watson Chair in Business	504,840.90	504,840.90	504,840.90	3	17,038.38	17,038.38	17,038.38	17,038.38
010188 Patrick E. Door Professorship	415,522.43	415,522.43	415,522.43	3	14,023.88	14,023.88	14,023.88	14,023.88
010187 Jay and Fayette Hain Professorship	252,420.45	252,420.45	252,420.45	3	8,519.19	8,519.19	8,519.19	8,519.19
010188 ONEOK Foundation Chair in Finance	1,009,881.81	1,009,881.81	1,009,881.81	3	34,076.76	34,076.76	34,076.76	34,076.76
010189 Holder Family Chair in Entrepreneurship	1,009,881.81	1,009,881.81	1,009,881.81	3	34,076.76	34,076.76	34,076.76	34,076.76
010190 Robert and Barbara J. Hall Professorship of Literary Science & Education	252,420.45	252,420.45	252,420.45	3	8,519.19	8,519.19	8,519.19	8,519.19
010191 James and Ann Hays Endowed Professorship	252,420.45	252,420.45	252,420.45	3	8,519.19	8,519.19	8,519.19	8,519.19
010192 Madeline Piekens Chair #A	1,009,881.81	1,009,881.81	1,009,881.81	3	34,076.76	34,076.76	34,076.76	34,076.76
010193 Madeline Piekens Chair #B	1,009,881.81	1,009,881.81	1,009,881.81	3	34,076.76	34,076.76	34,076.76	34,076.76
010194 Madeline Piekens Chair #C	1,009,881.81	1,009,881.81	1,009,881.81	3	34,076.76	34,076.76	34,076.76	34,076.76
010195 Madeline Piekens Chair #D	1,009,881.81	1,009,881.81	1,009,881.81	3	34,076.76	34,076.76	34,076.76	34,076.76
010197 Eustachio Family Chair in Agricultural Finance	505,244.78	505,244.78	505,244.78	3	17,052.01	17,052.01	17,052.01	17,052.01
010198 George Chiga Animal Science Endowed Professorship Fund	252,420.45	252,420.45	252,420.45	3	8,519.19	8,519.19	8,519.19	8,519.19
010199 Oklahoma Farm Credit Professorship in Agricultural Economics	252,420.45	252,420.45	252,420.45	3	8,519.19	8,519.19	8,519.19	8,519.19
010200 Mehrgen Family Professorship in Plant and Soil Sciences	252,420.45	252,420.45	252,420.45	3	8,519.19	8,519.19	8,519.19	8,519.19
010201 China Family Equine Science Professorship	291,343.69	291,343.69	291,343.69	3	9,832.85	9,832.85	9,832.85	9,832.85
010202 Advance Food&E. Gilliland Professorship in Merckal Food	252,420.45	252,420.45	252,420.45	3	8,519.19	8,519.19	8,519.19	8,519.19
010204 Roger Howell Endowed Professorship in Agricultural Education	253,157.52	253,157.52	253,157.52	3	8,544.07	8,544.07	8,544.07	8,544.07
010205 4-H Centennial Professorship	252,925.29	252,925.29	252,925.29	3	8,536.23	8,536.23	8,536.23	8,536.23
010206 Charles and Linda Shaddford Professorship in Vocational	252,420.45	252,420.45	252,420.45	3	8,519.19	8,519.19	8,519.19	8,519.19
010207 Jerry and MDOP&K Equipment Inc. Professorship in Agriculture	256,083.58	256,083.58	256,083.58	3	8,646.82	8,646.82	8,646.82	8,646.82
010208 Chuck and Mary Ann Pickett Endowed Professorship in CEAT	252,420.45	252,420.45	252,420.45	3	8,519.19	8,519.19	8,519.19	8,519.19
010210 John Branner Endowed Professorship in Mechanical & Aerospace Engineer	252,420.45	252,420.45	252,420.45	3	8,519.19	8,519.19	8,519.19	8,519.19
010211 Ed Keller Endowed Professorship in Finance (formerly Endowed Professors	695,809.08	695,809.08	695,809.08	3	20,446.06	20,446.06	20,446.06	20,446.06
010212 Joe Snyar Endowed Chair	695,809.08	695,809.08	695,809.08	3	20,446.06	20,446.06	20,446.06	20,446.06
010213 William S. Spear Chair in Business Administration IV	253,688.61	253,688.61	253,688.61	3	8,561.99	8,561.99	8,561.99	8,561.99
010214 William S. Spear Chair in Business Administration III	253,688.61	253,688.61	253,688.61	3	8,561.99	8,561.99	8,561.99	8,561.99
010215 Ralph and Peggy Brum Chaney Endowed Professorship in Business	315,020.72	315,020.72	315,020.72	3	10,648.99	10,648.99	10,648.99	10,648.99
010216 Don and Cathy Humphreys Chair in International Student	315,020.72	315,020.72	315,020.72	3	10,648.99	10,648.99	10,648.99	10,648.99
010217 Don and Cathy Humphreys Chair in International Student - E	315,020.72	315,020.72	315,020.72	3	10,648.99	10,648.99	10,648.99	10,648.99

OKLAHOMA STATE REGENTS' ENDOWMENT TRUST FUND--2013 DISTRIBUTION SCHEDULE

Account	Account Balances, 6/30/13		Account Balance, 6/30/11	In-use-year Average Mkt. Value	# Qtrs	FY18 Available Distribution		FY12 Carryover	Total Available Distribution	Distribution Requested
	6/30/12	6/30/11				FY18 Available Distribution	FY12 Carryover			
010218 Cvetlitz and Helen Buckman Chair in Biotechnology and Agricultural Engineering	504,840.00	504,840.00	504,840.00	604,840.00	3	17,098.99	17,098.99	0.00	17,098.99	17,098.99
010219 Howard and Adlene Harrington Chair in Animal Science	612,331.63	612,331.63	612,331.63	612,331.63	3	20,666.19	20,666.19	0.00	20,666.19	20,666.19
010220 High and Mary Ingersoll Research Professorship	252,420.45	252,420.45	252,420.45	252,420.45	3	8,519.19	8,519.19	0.00	8,519.19	8,519.19
010221 Hitt Family Professorship in Ruminant Feedlot Nutrition	508,722.12	508,722.12	508,722.12	508,722.12	3	17,098.99	17,098.99	0.00	17,098.99	17,098.99
010222 Vernon Energy Chair/Basin Research II (formerly Harold and Security Semco)	1,009,881.81	1,009,881.81	1,009,881.81	1,009,881.81	3	34,076.76	34,076.76	0.00	34,076.76	34,076.76
010224 Vennerberg Chair in Biotechnology and Molecular Genetics II (formerly M.D. Vennerberg)	508,722.12	508,722.12	508,722.12	508,722.12	3	17,098.99	17,098.99	0.00	17,098.99	17,098.99
010225 Don and Cathy Humphreys Chair in Industrial Engineering & Mgmt II (Don and Cathy Humphreys)	1,009,881.81	1,009,881.81	1,009,881.81	1,009,881.81	3	34,076.76	34,076.76	0.00	34,076.76	34,076.76
010226 Continental Resources Chair in Petroleum Engineering II (formerly Indoor Energy)	508,722.12	508,722.12	508,722.12	508,722.12	3	17,098.99	17,098.99	0.00	17,098.99	17,098.99
010228 John and Dianne Brock Professorship in Education Leadership & Policy II	252,420.45	252,420.45	252,420.45	252,420.45	3	8,519.19	8,519.19	0.00	8,519.19	8,519.19
010229 Bryan Ogle Professorship in Adulthood & Aging II (formerly Family Care)	252,420.45	252,420.45	252,420.45	252,420.45	3	8,519.19	8,519.19	0.00	8,519.19	8,519.19
010230 Paterson Foundation Chair in Spears School of Business II	4,038,227.23	4,038,227.23	4,038,227.23	4,038,227.23	3	136,307.04	136,307.04	0.00	136,307.04	136,307.04
010231 N. Malone Mitchell, Jr. Chair in Entrepreneurship II (formerly Health/Sci)	36,633.52	36,633.52	36,633.52	36,633.52	3	12,211.17	12,211.17	0.00	12,211.17	12,211.17
010232 Calvey Humphreys Chair in Journalism II (formerly Calvey)	1,009,881.81	1,009,881.81	1,009,881.81	1,009,881.81	3	34,076.76	34,076.76	0.00	34,076.76	34,076.76
010233 O. C. Williams Professorship in Journalism II (formerly O. C. Williams)	1,009,881.81	1,009,881.81	1,009,881.81	1,009,881.81	3	34,076.76	34,076.76	0.00	34,076.76	34,076.76
010234 Madeline Pridgen Chair A.I. (formerly Social Marketing Chair II)**	5,048,672.35	5,048,672.35	5,048,672.35	5,048,672.35	3	170,393.69	170,393.69	0.00	170,393.69	170,393.69
010235 A.J. and Susan Jacques Chair in Agric. Economics II (formerly Henry Bellinc)	1,009,881.81	1,009,881.81	1,009,881.81	1,009,881.81	3	34,076.76	34,076.76	0.00	34,076.76	34,076.76
010238 Edward J. Lusk Endowed Chair in Engineering	504,840.00	504,840.00	504,840.00	504,840.00	3	17,098.99	17,098.99	0.00	17,098.99	17,098.99
010239 Houston, Trux, Wentz Prof. in English II**	245,018.34	245,018.34	245,018.34	245,018.34	2	5,151.91	5,151.91	0.00	5,151.91	5,151.91
010238 Call and Marilyn Vogt Professorship in CEI II**	245,018.34	245,018.34	245,018.34	245,018.34	2	5,151.91	5,151.91	0.00	5,151.91	5,151.91
010240 Jim & Lynne Williams Prof. in International Sciences II**	245,018.34	245,018.34	245,018.34	245,018.34	2	5,151.91	5,151.91	0.00	5,151.91	5,151.91
010241 C. G. Massey Professorship in Transcendental Studies II**	245,018.34	245,018.34	245,018.34	245,018.34	2	5,151.91	5,151.91	0.00	5,151.91	5,151.91
010242 Thomas E. Berry Professorship in Water Research, * Mgmt II**	81,759.68	81,759.68	81,759.68	81,759.68	2	1,839.69	1,839.69	0.00	1,839.69	1,839.69
010243 David D. Kuffin Professorship of Library Science & Education II** (Gustaf)	252,354.61	252,354.61	252,354.61	252,354.61	3	8,519.19	8,519.19	0.00	8,519.19	8,519.19
010244 Jerry Pollard/MOP&K Equipment Inc. Professorship in Agribusiness II**	252,354.61	252,354.61	252,354.61	252,354.61	3	8,519.19	8,519.19	0.00	8,519.19	8,519.19
010246 Ray and Linda Booker Professorship in Aerospace Engineering II**	252,354.61	252,354.61	252,354.61	252,354.61	3	8,519.19	8,519.19	0.00	8,519.19	8,519.19
010247 M. B. Strietman Endowed Professorship in Wellness II**	252,354.61	252,354.61	252,354.61	252,354.61	3	8,519.19	8,519.19	0.00	8,519.19	8,519.19
Subtotal, OSU:	148,204,715.19	148,204,715.19	148,204,715.19	148,204,715.19	9	6,129,822.26	6,129,822.26	0.00	6,129,822.26	6,129,822.26
OSU Technical Branch, Okmulgee										
013001 Fred Jones Lectureship in Automotive Technology	47,291.36	47,291.36	47,291.36	47,291.36	4	1,816.96	1,816.96	0.00	1,816.96	1,816.96
013002 Wayne Clark Memorial Lectureship	44,276.90	44,276.90	44,276.90	44,276.90	4	1,780.52	1,780.52	0.00	1,780.52	1,780.52
013003 Toyota T-Ten Lectureship	78,653.98	78,653.98	78,653.98	78,653.98	4	3,138.31	3,138.31	0.00	3,138.31	3,138.31
013004 C. Mabrey, Jr., Memorial Lectureship	39,138.31	39,138.31	39,138.31	39,138.31	4	1,571.75	1,571.75	0.00	1,571.75	1,571.75
013006 Dwyer/Walker Lectureship	55,280.92	55,280.92	55,280.92	55,280.92	4	2,211.17	2,211.17	0.00	2,211.17	2,211.17
013007 Fred Jones Lectureship in Automotive Technology	107,021.19	107,021.19	107,021.19	107,021.19	4	4,286.88	4,286.88	0.00	4,286.88	4,286.88
013008 Excellence in Hospitality Education	69,601.46	69,601.46	69,601.46	69,601.46	4	2,784.26	2,784.26	0.00	2,784.26	2,784.26
013009 First National Bank of Okmulgee Lectureship #2	47,291.36	47,291.36	47,291.36	47,291.36	4	1,816.96	1,816.96	0.00	1,816.96	1,816.96
013010 Donald W. Reynolds Lectureship for Visual Communications	128,421.16	128,421.16	128,421.16	128,421.16	4	5,151.91	5,151.91	0.00	5,151.91	5,151.91
013011 Taylor Lectureship in Human Rights (9/9/96)	40,262.53	40,262.53	40,262.53	40,262.53	4	1,610.50	1,610.50	0.00	1,610.50	1,610.50
013012 Nat'l Bank of Okm. Lect. for Polhemus (12/1/95)	29,571.42	29,571.42	29,571.42	29,571.42	4	1,181.39	1,181.39	0.00	1,181.39	1,181.39
013013 Nat'l Bank of Okm. Lect. for Polhemus (12/1/95)	29,571.42	29,571.42	29,571.42	29,571.42	4	1,181.39	1,181.39	0.00	1,181.39	1,181.39
013014 Nat'l Bank of Okm. Lect. for Polhemus (12/1/95)	29,571.42	29,571.42	29,571.42	29,571.42	4	1,181.39	1,181.39	0.00	1,181.39	1,181.39
013015 Nat'l Bank of Okm. Lect. For Advanced Telecommunications	67,243.33	67,243.33	67,243.33	67,243.33	4	2,690.03	2,690.03	0.00	2,690.03	2,690.03
013016 Fred Jones Lectureship in Automotive Technology	40,262.53	40,262.53	40,262.53	40,262.53	4	1,610.50	1,610.50	0.00	1,610.50	1,610.50
013017 Nat'l Bank of Okm. Lectureship for DWR Technology	40,262.53	40,262.53	40,262.53	40,262.53	4	1,610.50	1,610.50	0.00	1,610.50	1,610.50
013018 First National Bank of Okmulgee Student Success Lectureship	60,155.14	60,155.14	60,155.14	60,155.14	4	2,366.01	2,366.01	0.00	2,366.01	2,366.01
013019 First National Bank of Okmulgee Student Success Lectureship	60,155.14	60,155.14	60,155.14	60,155.14	4	2,366.01	2,366.01	0.00	2,366.01	2,366.01
013020 Catherine/Dweller Lectureship	73,865.36	73,865.36	73,865.36	73,865.36	4	2,953.73	2,953.73	0.00	2,953.73	2,953.73
013021 First National Bank of Okmulgee Learner Centered Lect.	44,485.56	44,485.56	44,485.56	44,485.56	4	1,780.52	1,780.52	0.00	1,780.52	1,780.52
013022 Fred Jones Lectureship in Automotive Technology	30,129.89	30,129.89	30,129.89	30,129.89	4	1,205.40	1,205.40	0.00	1,205.40	1,205.40
013023 Fred Jones Lectureship in Automotive Technology	68,202.52	68,202.52	68,202.52	68,202.52	4	2,728.10	2,728.10	0.00	2,728.10	2,728.10
013024 Central & Southwest Lectureship for the Donald W. Reynolds Tech. Cn	30,129.89	30,129.89	30,129.89	30,129.89	4	1,205.40	1,205.40	0.00	1,205.40	1,205.40
013025 Central & Southwest Lectureship for the Donald W. Reynolds Tech. Cn	30,129.89	30,129.89	30,129.89	30,129.89	4	1,205.40	1,205.40	0.00	1,205.40	1,205.40
013026 Armstrong/Beta Lambda Psi Lectureship in Adv. Tech. Edt	30,129.89	30,129.89	30,129.89	30,129.89	4	1,205.40	1,205.40	0.00	1,205.40	1,205.40
013027 Howard Lectureship in Information Technology	33,560.54	33,560.54	33,560.54	33,560.54	4	1,342.12	1,342.12	0.00	1,342.12	1,342.12
013028 Scholers Center Lectureship	30,129.89	30,129.89	30,129.89	30,129.89	4	1,205.40	1,205.40	0.00	1,205.40	1,205.40
013029 College Readiness Center Lectureship	30,129.89	30,129.89	30,129.89	30,129.89	4	1,205.40	1,205.40	0.00	1,205.40	1,205.40
013030 Lectureship in Advanced Technology Education	28,382.94	28,382.94	28,382.94	28,382.94	4	1,135.11	1,135.11	0.00	1,135.11	1,135.11
013031 Lectureship in Advanced Technology Education	28,382.94	28,382.94	28,382.94	28,382.94	4	1,135.11	1,135.11	0.00	1,135.11	1,135.11
013032 Membership in Advanced Technological Education Lectureship	33,012.61	33,012.61	33,012.61	33,012.61	4	1,312.61	1,312.61	0.00	1,312.61	1,312.61
013033 Ozma Bank & Trust Company of Okmulgee Lectureship	38,081.93	38,081.93	38,081.93	38,081.93	4	1,523.28	1,523.28	0.00	1,523.28	1,523.28
013034 George Kaiser Family Foundation Professorship in Engineering Tech	1,020,331.93	1,020,331.93	1,020,331.93	1,020,331.93	4	37,198.31	37,198.31	0.00	37,198.31	37,198.31
013035 Don Locke Memorial Lectureship	26,307.06	26,307.06	26,307.06	26,307.06	4	1,050.29	1,050.29	0.00	1,050.29	1,050.29
013036 First National Bank of Okmulgee Lectureship	200,020.81	200,020.81	200,020.81	200,020.81	4	7,841.78	7,841.78	0.00	7,841.78	7,841.78
013039 Don Locke Memorial Lectureship	26,307.06	26,307.06	26,307.06	26,307.06	4	1,050.29	1,050.29	0.00	1,050.29	1,050.29
013040 Don Locke Memorial Lectureship	26,307.06	26,307.06	26,307.06	26,307.06	4	1,050.29	1,050.29	0.00	1,050.29	1,050.29
Subtotal, OSU Technical Branch, Okmulgee:	3,524,160.88	3,524,160.88	3,524,160.88	3,524,160.88	3	131,858.86	131,858.86	561,741.84	132,418.70	683,058.88

OKLAHOMA STATE REGENTS' ENDOWMENT TRUST FUND--2013 DISTRIBUTION SCHEDULE

Account	Account Balance, 6/30/13	Account Balance, 6/30/12	Account Balance, 6/30/11	in-se-year Average Mkt. Value	# Qtrs	FY13 Available Distribution	FY12 Carryover	Total Available Distribution	Distribution Requested
014001 Multidisciplinary Endem Professors in Biomedical Research	383,206.03	393,951.40	922,389.18	384,348.57	4	40,388.20	20,328.81	61,087.01	
014002 Clinical Professorship in Biomedical Research	252,420.45			252,420.45	3	8,519.19		8,519.19	
014003 Clinical Professorship in Biomedical Laser Surgery	504,840.90			504,840.90	3	17,038.38		17,038.38	
014004 Joan Krigsman Chair in Small Animal Internal Medicine II (formerly Infec Animal Internal Medicine Chair II **)	245,018.34	383,951.40	922,389.18	245,018.34	2	5,512.81		5,512.81	
Subtotal, OSU Vet. Med.	2,177,783.92	883,951.40	922,389.18	2,281,376.76	2	81,708.31	20,328.81	102,537.12	

OKLAHOMA STATE REGENTS' ENDOWMENT TRUST FUND--2013 DISTRIBUTION SCHEDULE

Account	Account Balance, 6/30/13	Account Balance, 6/30/12	Account Balance, 6/30/11	Account Balance, 6/30/10	Average Mkt. Value	# Qtrs	FY18 Available Distribution	FY12 Carryover	Total Available Distribution	Distribution Requested
OSU/COMS				345,745.46			14,075.74		14,075.74	
773001 George Kater Health System Endowed Chair in Pediatrics	317,458.14	332,067.62	345,745.46	392,749.74	392,749.74	4	14,075.74		14,075.74	
773002 Center for Health, Cancer, and Endocrine Endowment	252,420.45			252,420.45	252,420.45	3	8,519.19		8,519.19	
773003 Oklahoma Hospital Foundation Endowed Professorship in Rural Medicine	252,420.45			252,420.45	252,420.45	3	8,519.19		8,519.19	
773004 Lawrence L. and Georgia Iva Dresser Chair in Rural Health Policy	531,840.80			531,840.80	531,840.80	3	17,946.63		17,946.63	
773005 George Kater Family Foundation Endowed Chair in Rural Medicine	1,009,681.81			1,009,681.81	1,009,681.81	3	34,076.76		34,076.76	
773006 George Kater Family Foundation Endowed Chair C	1,009,681.81			1,009,681.81	1,009,681.81	3	34,076.76		34,076.76	
773007 George Kater Family Foundation Endowed Chair D	1,009,681.81			1,009,681.81	1,009,681.81	3	34,076.76		34,076.76	
773008 George Kater Family Foundation Endowed Chair in Pediatrics	441,735.79			441,735.79	441,735.79	3	14,068.58		14,068.58	
773009 George Kater Health System Endowed Chair A.II, formerly Behavioral Sci. Chair	1,009,681.81			1,009,681.81	1,009,681.81	3	34,076.76		34,076.76	
773010 Northwest OK, Osteopathic Prof. of Primary Care Program II***	345,018.34			345,018.34	345,018.34	3	8,269.37		8,269.37	
Subtotal OSU/COMS	5,354,172.95	332,067.62	345,745.46	5,353,827.28			201,833.80		201,833.80	
OSU/Tulsa										
016001 George Kater Family Foundation on Chair in Family Risk & Resilience	1,020,459.84	800,714.04	799,000.32	873,391.47	873,391.47	4	89,306.62	49,693.80	88,996.41	
016002 F. Colcord Chair	1,044,096.21	1,043,723.48	1,044,445.13	1,044,089.27	1,044,089.27	4	46,983.97	85,669.21	132,653.19	
016003 Guy Trennepohl Chair in Finance	856,418.81	842,135.55	840,333.40	846,956.92	846,956.92	4	38,088.32	73,465.61	111,554.93	
016004 Wendow Chair	2,105,176.40	2,093,725.48	2,088,890.26	2,093,370.04	2,093,370.04	4	46,888.28	0.00	46,888.28	
016005 Ethemendi Family Chair	1,009,681.81			1,009,681.81	1,009,681.81	3	34,076.76		34,076.76	
016006 George Kater Family Foundation Chair in Ethical Leadership (formerly Ch.	1,009,681.81			1,009,681.81	1,009,681.81	3	34,076.76		34,076.76	
016007 George Kater Family Foundation on Chair C	1,009,681.81			1,009,681.81	1,009,681.81	3	34,076.76		34,076.76	
016008 George Kater Family Foundation on Chair D	1,009,681.81			1,009,681.81	1,009,681.81	3	34,076.76		34,076.76	
016009 George Kater Family Foundation on Chair II, formerly Behavioral Sci. Chair	1,009,681.81			1,009,681.81	1,009,681.81	3	34,076.76		34,076.76	
016010 Guy Trennepohl Chair in Finance II**	245,018.34			245,018.34	245,018.34	2	55,191.27	38,622.54	55,191.27	
Subtotal OSU/Tulsa	10,267,001.40	5,828,656.60	5,817,114.44	10,158,924.55			400,180.61	386,922.54	303,103.05	
OSU/Technical Branch, Oklahoma City										
015001 Margaret Brock Lectureship in Nursing	29,896.83	32,270.71	32,201.65	31,456.40	31,456.40	4	1,415.54	3,396.19	4,761.73	
015002 Phi Doughtery Arts & Sciences Endowed Lectureship 602	46,821.60	46,572.54	46,472.88	46,622.34	46,622.34	4	2,068.01	17,885.66	20,081.66	
015003 Oklahoma State University Endowed Lectureship	68,616.22	66,411.56	66,411.56	66,411.56	66,411.56	4	8,269.37	8,269.37	8,269.37	
TOTAL OSU/Technical Branch, Oklahoma City	140,111,120.89	106,875,829.84	106,850,389.14	140,389,411.51			6,955,858.84	7,658,903.78	14,024,408.67	
University of Central Oklahoma										
012001 Lane Miller Chair for Speech and Hearing	230,180.71	229,647.36	230,317.49	230,317.49	230,317.49	4	10,387.18	0.00	10,387.18	
012002 Chair in Speech and Hearing	241,885.28	241,885.28	241,885.28	241,885.28	241,885.28	4	14,522.69	24,765.00	13,539.50	
012003 Barnabus Lectureship in Emerging Technologies	25,679.83	28,004.73	27,206.79	27,206.79	27,206.79	4	7,968.35	5,682.15	12,294.30	
012004 Edith Kinney Gaylord Endowed Chair of Journalism 602	280,711.61	303,468.52	316,484.99	303,557.04	303,557.04	4	13,660.07	(0.00)	13,660.07	
012005 Michael Metzger Professorship in Economics	252,322.29	261,024.25	260,465.67	267,857.74	267,857.74	4	11,607.20	18,843.70	30,450.90	
012006 Roy Cecil (Dea) and Marjorie Crews Endowed Prof. in Educ & Prof. Studies	125,704.60	125,035.95	130,555.64	127,088.73	127,088.73	4	5,719.44	5,750.81	11,470.25	
012007 The Siskey Endowed Chair in Nursing	252,420.45	250,071.89	261,111.28	250,071.89	250,071.89	4	8,269.37	0.00	8,269.37	
012008 The Siskey Endowed Chair in Nursing, Computer Science #1, John Taylor Endowed Chair in Mathematical Statistics	232,482.42			232,482.42	232,482.42	0	0.00		0.00	
TOTAL UCO	2,184,678.24	1,618,247.25	1,620,746.31	2,157,722.53			81,420.76	55,017.81	146,433.56	
East Central University										
230001 Margaret Brewster Endowed Chair for Environmental Health Sciences	263,848.05	270,079.77	281,322.60	270,116.81	270,116.81	4	12,155.26	0.00	12,155.26	
230002 M. Stok	79,066.05	81,573.05	84,353.69	81,665.20	81,665.20	4	3,674.94	5,826.63	6,600.57	
230003 Col. Tom A. Thomas Chair in Human Resources	205,677.93	214,117.51	223,170.63	214,988.49	214,988.49	4	9,643.98	(0.00)	9,643.98	
230004 Lou Watkins Endowed Lectureship	49,850.69	51,047.81	51,022.80	51,022.80	51,022.80	4	2,296.03	5,865.45	8,259.48	
230005 Julian Robbaum Lectureship in Political Science	22,029.89	23,621.70	24,556.21	23,403.60	23,403.60	4	1,053.16	1,472.77	2,526.93	
230006 Leonard Limes Regional Hospital Endowed Chair in Nursing 602	25,679.12	26,312.42	26,512.42	26,512.42	26,512.42	4	1,194.41	24,790.13	1,894.54	
230007 The View Regional Hospital Endowed Chair in Nursing 602	219,135.93	228,991.75	230,003.50	228,991.75	228,991.75	4	12,098.40	24,790.13	21,386.41	
230008 Radie KnothMAEd Endowed Chair in Nursing	310,003.94	315,356.71	316,622.12	314,660.92	314,660.92	4	12,098.40	24,790.13	21,386.41	
230009 The Chickasaw Nation Endowed Chair in Native American Studies	556,521.69	579,572.96	604,278.04	579,572.96	579,572.96	4	26,080.99	21,874.13	47,755.12	
230010 George Nigh Lectureship in Government	28,657.15	30,210.72	31,377.40	30,081.75	30,081.75	4	1,358.68	17.86	1,376.54	
230011 E. Daryl Fisher Lectureship in Government	87,358.80	91,501.49	92,894.62	92,894.62	92,894.62	4	4,157.30	1,473.01	6,650.31	
230012 James C. Dyer Endowed Chair in History	156,132.66	160,743.84	167,009.56	166,665.41	166,665.41	4	7,089.76	6,321.12	13,395.91	
230013 John L. Dyer Endowed Chair in History	156,132.66	160,743.84	167,009.56	166,665.41	166,665.41	4	7,089.76	6,321.12	13,395.91	
230014 John L. Dyer Endowed Chair in History	156,132.66	160,743.84	167,009.56	166,665.41	166,665.41	4	7,089.76	6,321.12	13,395.91	
230015 The Crabtree Family Professorship in Nursing	151,172.54	168,114.12	170,709.56	166,665.41	166,665.41	4	7,499.94	15,665.22	23,165.16	
230016 Choctaw Nation Endowed Professorship in Nursing	155,438.06	155,981.79	160,573.32	157,331.06	157,331.06	4	7,079.90	9,722.37	16,803.27	
230017 Hallie Ford Chair in Fine Arts	23,947.46	27,535.72	27,829.84	26,921.01	26,921.01	4	12,117.20	9,432.29	21,549.49	
230018 Shirley Poole Lectureship in Business	26,643.32	28,937.76	29,800.90	28,480.33	28,480.33	4	1,281.61	1,152.10	2,433.71	
230019 Gene Nelson Chair in Business Administration	243,000.00	261,111.28	261,111.28	253,101.68	253,101.68	4	11,318.21	3,401.56	14,329.77	
230020 Gene Nelson Chair in Business Administration	243,000.00	261,111.28	261,111.28	253,101.68	253,101.68	4	11,318.21	3,401.56	14,329.77	
230021 Chickasaw Nation Professorship in Accounting	126,210.23	126,210.23	126,210.23	126,210.23	126,210.23	3	4,259.60	(0.00)	4,259.60	
230022 Home and Company Professorship in Accounting	126,210.23	126,210.23	126,210.23	126,210.23	126,210.23	3	4,259.60	(0.00)	4,259.60	
230023 Vinton Bank Professorship in Business Administration	126,210.23	126,210.23	126,210.23	126,210.23	126,210.23	3	4,259.60	(0.00)	4,259.60	

OKLAHOMA STATE REGENTS' ENDOWMENT TRUST FUND-2013 DISTRIBUTION SCHEDULE

Account	Account Balance, 6/30/13		Account Balance, 6/30/12	Account Balance, 6/30/11	Intra-year Average Mkt. Value	# Qtrs	FY13 Available		FY12 Carryover		Total Available	
	126,210.23	3,890,677.11					174,997.23	4,259.60	174,997.23	147,771.35	Distribution	Distribution
230024 Chickasaw Nation Professorship in Business Administration					126,210.23	3	4,259.60				4,259.60	
TOTAL, ECU:			3,516,597.92	3,693,659.15	4,015,038.95	3	174,997.23	147,771.35	322,768.58			
Northeastern State University												
485001 Endowed Chair of Teaching Excellence (Public)	535,484.97		575,822.02	574,359.77	561,965.59	4	25,238.45	\$	171,688.89		196,927.34	
485002 Endowed Chair of Teaching Excellence (Private)	524,547.39		564,842.38	563,733.62	551,074.52	4	24,798.35	\$	172,526.49		197,324.85	
485003 Southwestern Bell Distinguished Lectureship	129,856.49		134,289.76	134,002.39	132,750.55	4	5,973.77	\$	38,598.50		44,572.23	
485004 William Frank Tolbert Chair in Business	309,846.95		328,283.04	327,382.52	321,904.94	4	14,485.72	\$	95,617.11		110,102.83	
485005 E. Frank Johnson Distinguished Lectureship for Math	353,946.14		365,070.81	365,070.81	357,870.39	4	15,204.56	\$	105,980.01		122,184.97	
485006 E. Frank Johnson Distinguished Lectureship for Math	353,946.14		365,070.81	365,070.81	357,870.39	4	15,204.56	\$	105,980.01		122,184.97	
485007 Jesse and Marilyn Galey Professorship in the College of Business	144,691.36		148,243.28	148,243.28	147,419.73	4	6,633.59	\$	8,363.38		15,017.26	
485008 Dr. Susan Brackett Endowed Chair in Reading in College of Education	22,420.45				292,420.45	3	8,519.19				8,519.19	
485009 Dr. Kirk Fought Endowed Professorship in College of Education	126,210.23				126,210.23	3	4,259.60				4,259.60	
485010 Entrepreneurial Lectureship Series in the College of Business	31,300.14				31,300.14	3	1,056.58				1,056.58	
TOTAL, NSU:	2,491,452.83		2,167,216.09	2,162,695.63	2,327,036.18	3	109,105.33	816,455.88	728,941.33			

OKLAHOMA STATE REGENTS' ENDOWMENT TRUST FUND--2013 DISTRIBUTION SCHEDULE

Account	Account Balance, 6/30/12	Account Balance, 6/30/11	Account Balance, 6/30/10	Average Mark Value	# Qtrs	FY12 Available Distribution	FY12 Carryover	Total Available Distribution	Distribution Requested
Northwestern Oklahoma State University									
505001 Charles Morton Chair in Education	382,273.25	398,143.35	414,930.51	398,449.04	4	17,890.21	16,993.08	34,883.29	
505002 Pearl Louise Marlett Walsh Alumni Chair in Business	843,292.54	377,544.35	372,619.69	372,619.69	4	16,101.85	(0.00)	16,101.84	
505003 Jack and Jayne Lindsey Lectureship	266,519.27	267,168.69	278,433.51	267,373.82	4	12,031.82	20,000.00	32,031.82	
505004 Bert H. Marlowe Chair in Business	302,725.37	211,141.52	220,040.00	211,303.63	4	9,098.99	(0.00)	9,098.99	
505005 Endowed Chair in Business	205,981.20	214,407.53	223,447.72	214,972.15	4	9,665.75	(0.00)	9,665.75	
505006 Endowed Chair #1	506,881.50	314,407.53	323,447.72	314,972.15	4	9,665.75	(0.00)	9,665.75	
505007 Endowed Chair #2	205,981.20	214,407.53	223,447.72	214,972.15	4	9,665.75	(0.00)	9,665.75	
505008 Endowed Chair #3	205,981.20	214,407.53	223,447.72	214,972.15	4	9,665.75	(0.00)	9,665.75	
505009 Endowed Chair #4	205,981.20	214,407.53	223,447.72	214,972.15	4	9,665.75	(0.00)	9,665.75	
505010 Endowed Chair #5	205,981.20	214,407.53	223,447.72	214,972.15	4	9,665.75	(0.00)	9,665.75	
505011 Endowed Chair #6	205,981.20	214,407.53	223,447.72	214,972.15	4	9,665.75	(0.00)	9,665.75	
505012 Endowed Chair #7	205,981.20	214,407.53	223,447.72	214,972.15	4	9,665.75	(0.00)	9,665.75	
505013 Endowed Chair #8	205,981.20	214,407.53	223,447.72	214,972.15	4	9,665.75	(0.00)	9,665.75	
505014 J.T. and Jayne Lindsey Endowed Chair	232,107.11	244,804.15	244,982.11	244,982.11	4	11,024.64	10,000.00	21,024.64	
505015 J.T. and Jayne Lindsey Endowed Professorship	182,469.23	190,044.41	198,097.32	190,190.32	4	8,558.56	(0.00)	8,558.57	
505016 Marvel/Smith Academic Performance Enrichment Lectureship	48,027.36	50,014.38	52,222.26	50,038.00	4	2,253.96	(0.00)	2,253.96	
505017 Dorothy J. Eickinger Endowed Chair in Music	240,136.75	250,071.90	261,111.28	250,439.88	4	11,269.80	(0.00)	11,269.80	
505018 Dr. R. E. Fickinger Endowed Chair in Music	240,136.75	250,071.90	261,111.28	250,439.88	4	11,269.80	(0.00)	11,269.80	
505019 William Donald Campbell Family Chair in Visual Arts	252,420.45	252,420.45	261,111.28	252,420.45	3	8,619.19	(0.00)	8,619.19	
505020 Grace V. Wisdom Endowed Chair in Visual Arts	252,420.45	252,420.45	261,111.28	252,420.45	3	8,619.19	(0.00)	8,619.19	
505021 Wisdom Family Endowed Chair in Agriculture	252,420.45	252,420.45	261,111.28	252,420.45	3	8,619.19	(0.00)	8,619.19	
505022 The Eyerson Family Chair in Business	252,420.45	252,420.45	261,111.28	252,420.45	3	8,619.19	(0.00)	8,619.19	
505023 The Eyerson Family Chair in Business	252,420.45	252,420.45	261,111.28	252,420.45	3	8,619.19	(0.00)	8,619.19	
505024 The Eyerson Family Chair in Business	252,420.45	252,420.45	261,111.28	252,420.45	3	8,619.19	(0.00)	8,619.19	
505025 The Eyerson Family Chair in Business	252,420.45	252,420.45	261,111.28	252,420.45	3	8,619.19	(0.00)	8,619.19	
505026 The Eyerson Family Chair in Business	252,420.45	252,420.45	261,111.28	252,420.45	3	8,619.19	(0.00)	8,619.19	
505027 The Eyerson Family Chair in Business	252,420.45	252,420.45	261,111.28	252,420.45	3	8,619.19	(0.00)	8,619.19	
505028 The Eyerson Family Chair in Business	252,420.45	252,420.45	261,111.28	252,420.45	3	8,619.19	(0.00)	8,619.19	
505029 The Eyerson Family Chair in Business	252,420.45	252,420.45	261,111.28	252,420.45	3	8,619.19	(0.00)	8,619.19	
505030 The Eyerson Family Chair in Business	252,420.45	252,420.45	261,111.28	252,420.45	3	8,619.19	(0.00)	8,619.19	
TOTAL, NWOSU	8,182,911.17	4,314,035.86	4,405,918.89	4,356,185.19	3	281,939.97	16,983.18	308,923.15	
Southwestern Oklahoma State University									
680001 Dr. Linnie Ruth Hall Distinguished Lectureship (in Business) (Private)	72,897.89	71,893.05	71,829.01	72,090.02	4	3,242.70	33,825.63	37,168.33	
680002 Dr. Linnie Ruth Hall Distinguished Lectureship (in Business) (Public)	17,085.04	17,101.61	17,148.17	17,148.17	4	3,230.02	(0.00)	3,230.02	
680003 Estay Family Lectureship in Business and Public Policy (Private)	175,011.11	174,083.13	173,769.66	174,387.32	4	7,844.03	(0.00)	7,844.03	
680004 M. W. F. Family Lectureship in Business Administration	87,507.88	87,094.24	86,903.87	87,185.00	4	3,625.94	(0.00)	3,625.94	
680005 Ruth Steger Lectureship in Business Administration	52,540.38	55,671.76	62,682.83	56,684.99	4	2,563.42	(0.00)	2,563.42	
680006 Ruth Steger Lectureship in Music	289,802.14	287,624.46	276,232.06	287,888.22	4	11,604.38	3,346.15	14,950.53	
680007 Engles Family Endowed Chair in Biomedical Science	232,529.63	242,209.15	242,209.15	242,209.15	4	10,940.53	(0.00)	10,940.53	
680008 John Massey Chair in Business No. 1	35,446.44	35,271.82	35,196.33	35,009.63	4	1,588.93	1,670.20	3,259.13	
680009 John Massey Chair in Business No. 2	36,646.13	36,450.21	36,372.20	36,189.18	4	1,643.01	11,468.62	13,110.64	
680010 John Massey Chair in Business No. 3	243,850.09	254,010.89	264,862.48	254,174.52	4	11,457.86	(0.00)	11,457.86	
680011 John Massey Chair in Business No. 4	273,821.04	284,843.90	297,118.59	285,127.84	4	12,830.75	(0.00)	12,830.75	
680012 John Massey Chair in Business No. 5	288,085.79	310,794.57	324,040.35	310,864.57	4	13,993.41	(0.00)	13,993.41	
680013 John Massey Chair in Business No. 6	323,485.24	321,764.57	322,071.00	322,038.60	4	14,484.36	(0.00)	14,484.36	
680014 John Massey Chair in Business No. 7	265,459.04	264,086.81	263,521.67	264,869.17	4	11,896.61	34,312.54	46,209.15	
680015 John Massey Chair in Business No. 8	110,201.87	119,164.63	122,256.81	122,256.81	4	5,501.56	94,361.88	100,363.44	
680016 John Massey Professorship in Business #1	137,403.92	137,403.92	137,403.92	137,403.92	4	6,203.06	1,487.92	7,690.98	
680017 John Massey Professorship in Business #2	137,403.92	137,403.92	137,403.92	137,403.92	4	6,203.06	1,487.92	7,690.98	
680018 Chickasaw Nation Endowed Chair in Business Management	276,522.57	275,189.81	274,591.93	275,475.04	4	12,998.38	24,186.96	37,185.34	
680019 Chickasaw Nation Endowed Chair in Business Management	107,996.32	107,996.32	107,996.32	107,996.32	4	4,402.02	1,157.00	5,559.02	
680020 Chickasaw Nation Endowed Chair in Business Management	136,181.59	135,457.22	135,167.34	135,167.34	4	6,100.09	29,520.71	35,620.80	
680021 Chickasaw Nation Endowed Chair in Business Management	64,761.56	65,676.34	65,538.87	65,538.87	4	2,839.61	4,635.38	7,474.99	
680022 Chickasaw Nation Endowed Chair in Business Management	263,070.57	261,671.25	261,111.28	261,671.25	4	11,787.80	23,512.82	35,300.62	
680023 Chickasaw Nation Endowed Chair in Business Management	109,868.18	109,868.18	109,868.18	109,868.18	4	3,407.68	(0.00)	3,407.68	
680024 Chickasaw Nation Endowed Chair in Business Management	4,268,126.81	4,276,340.57	4,404,277.16	4,383,726.63	3	196,131.81	487,860.54	683,992.35	
TOTAL, SWOSU	4,268,126.81	4,276,340.57	4,404,277.16	4,383,726.63	3	196,131.81	487,860.54	683,992.35	
Southwestern Oklahoma State University									
685001 Lectureship #1 (Public)	90,480.30	89,699.02	89,306.43	90,095.25	4	4,064.29	11,628.82	15,693.11	
685002 Lectureship #1 (Private)	82,089.46	81,652.81	81,478.08	81,740.11	4	3,678.31	11,733.82	14,412.13	
685003 Lectureship #2 (Public)	80,004.25	80,526.51	80,325.92	80,421.23	4	4,052.96	11,798.75	15,851.70	
685004 Lectureship #3 (Public)	52,880.48	52,688.67	52,385.90	52,755.02	4	2,375.98	6,927.63	9,303.61	
685005 Lectureship #4 (Public)	42,788.10	42,510.77	42,419.80	42,556.22	4	1,915.03	5,589.34	7,504.37	
685006 Lectureship #5 (Private)	230,060.16	228,836.43	228,346.73	229,081.11	4	10,306.65	30,789.25	41,107.90	
685007 Dobson Chair in Business	30,893.16	30,629.90	30,464.57	30,629.90	4	1,376.31	4,013.36	5,389.67	
685008 Foundation-Polette Hagen Lectureship	267,704.54	266,280.57	265,707.74	266,565.28	4	11,895.44	35,004.59	47,000.02	
685009 Ed and Winnie Oja Eering Endowed Chair in Department of Music	290,202.23	288,961.96	288,343.60	289,270.89	4	13,017.19	37,880.33	50,897.52	
685010 Guy Hein Chair in Biology	32,003.50	32,003.50	32,003.50	32,003.50	4	3,703.11	7,386.44	11,089.55	
685011 Guy Hein Chair in Biology	33,167.94	32,991.51	32,808.79	32,901.51	4	1,486.21	2,864.47	4,460.67	
685012 David and Diane Hunter	263,070.57	261,671.25	261,111.28	261,671.25	4	11,787.80	23,512.82	35,300.62	
685013 Everett Dobson Chair in Accounting	263,070.57	261,671.25	261,111.28	261,671.25	4	11,787.80	23,512.82	35,300.62	
685014 Everett Dobson Chair in Accounting	263,070.57	261,671.25	261,111.28	261,671.25	4	11,787.80	23,512.82	35,300.62	
685015 Everett Dobson Chair in Accounting	263,070.57	261,671.25	261,111.28	261,671.25	4	11,787.80	23,512.82	35,300.62	
685016 Everett Dobson Chair in Accounting	263,070.57	261,671.25	261,111.28	261,671.25	4	11,787.80	23,512.82	35,300.62	
685017 Everett Dobson Chair in Accounting	263,070.57	261,671.25	261,111.28	261,671.25	4	11,787.80	23,512.82	35,300.62	
685018 Everett Dobson Chair in Accounting	263,070.57	261,671.25	261,111.28	261,671.25	4	11,787.80	23,512.82	35,300.62	
685019 Everett Dobson Chair in Accounting	263,070.57	261,671.25	261,111.28	261,671.25	4	11,787.80	23,512.82	35,300.62	
685020 Everett Dobson Chair in Accounting	263,070.57	261,671.25	261,111.28	261,671.25	4	11,787.80	23,512.82	35,300.62	

OKLAHOMA STATE REGENTS' ENDOWMENT TRUST FUND--2013 DISTRIBUTION SCHEDULE

Account	Account Balance, 6/30/13	Account Balance, 6/30/12	Account Balance, 6/30/11	Average Mkt. Value	# Qtrs	FY 13 Available Distribution	FY12 Carryover	Total Available Distribution	Distribution Requested
685017 Everett Dobson, Chair in Marketing	263,070.57	261,671.25	261,111.28	261,951.04	4	11,787.80	\$ 23,512.62	35,300.41	8,519.19
685018 The Nelson Sims Endowed Chair in Pharmacy	252,420.45			252,420.46	3	8,519.19		8,519.19	8,519.19
685019 The H.F. Timmons Endowed Chair in Pharmacy	126,210.23			126,210.23	3	4,259.68		4,259.68	4,259.68
685020 The Homer Ryan Professorship in Accounting	126,210.23			126,210.23	3	4,259.68		4,259.68	4,259.68
685021 The W. J. Williams Professorship in Accounting	50,484.09			50,484.09	3	1,703.84		1,703.84	1,703.84
685022 Ed & Winnie Cla Berrong Chair in Engineering Technology	252,420.45			252,420.45	3	8,519.19		8,519.19	8,519.19
TOTAL SWOSL:	3,626,126.44	2,702,834.30	2,687,199.96	3,614,537.95		152,453.43	307,693.86	460,147.29	

OKLAHOMA STATE REGENTS' ENDOWMENT TRUST FUND-2013 DISTRIBUTION SCHEDULE

Account	Account Balance, 6/30/13	Account Balance, 6/30/12	Account Balance, 6/30/11	Average Mkt. Value	# Qtrs	FY13 Available Distribution	FY13 Carryover	Total Available Distribution	Distribution Requested
Camson University									
100001 Lawson Independent Insurance Agents Chair	528,896.82	566,868.73	565,056.93	853,740.86	4	24,943.84	\$ 93,009.28	117,927.62	
100002 McCasland Amquest Bank Endowed Chair	548,599.33	543,333.25	544,270.31	544,014.29	4	24,480.64	\$ 113,058.11	197,538.76	
100003 Owens P. Figs Chair in Mathematics	1,112,000.00	1,112,000.00	1,112,000.00	1,112,000.00	4	44,480.00	\$ 41,520.00	85,920.00	
100004 President Partners Lectureship	313,116.88	313,433.95	312,739.83	182,666.56	4	4,669.95	\$ 30.86	6,000.00	
100005 President Partners Lectureship	318,116.88	315,746.73	315,746.73	315,746.73	4	14,326.12	\$ 141,436.12	165,690.42	
100006 Joseph H. Mullin Chair in Agriculture	505,409.68	515,433.82	514,240.99	514,240.99	4	22,961.27	\$ 135,562.41	168,513.68	
100007 Mary Deane Mullin Chair in the Sciences	546,602.01	551,433.05	550,272.95	549,108.83	4	24,709.92	\$ 178,098.12	202,803.04	
100008 Virginia Hinesworth Chair in Business	496,629.89	443,338.83	442,254.39	440,329.87	4	19,857.97	\$ 58,549.88	78,397.16	
100009 Virginia Hinesworth Chair in Business	496,629.89	443,338.83	442,254.39	440,329.87	4	19,857.97	\$ 58,549.88	78,397.16	
100010 SWB Endowed Lectureship in Telecommunications	33,117.01	41,984.38	41,305.57	38,759.05	4	1,743.26	\$ 79.50	1,828.76	
100011 Helen C. Shultz Lectureship in the Study & Application of English	33,980.63	40,073.03	40,382.99	38,283.18	4	1,722.74	\$ 627.02	2,349.76	
100012 B.H. Dreary Lectureship in Telecommunications	27,116.13	31,102.07	31,035.51	29,785.32	4	1,338.09	\$ 10.88	1,348.08	
100013 Buck and Irene Clements Lectureship in Agriculture	70,468.91	76,319.24	76,740.44	33,658.60	4	1,510.14	\$ 28.88	1,538.00	
100014 Mary Katin Wellman Dew Endowed Lectureship	31,839.11	32,527.05	32,527.05	17,694.12	4	2,983.09	\$ 53.89	6,223.05	
100015 Mary Katin Wellman Dew Endowed Lectureship, Tech	31,839.11	32,527.05	32,527.05	17,694.12	4	2,983.09	\$ 53.89	6,223.05	
100016 FSO Lectureship in Instructional Technology and Multimedia Design	48,880.81	65,629.85	65,489.40	60,000.02	4	2,700.00	\$ 74.01	2,774.02	
100017 James O. "Dix" and Jane Parsley Barnett Endowed Lectureship	22,129.50	24,796.90	24,743.83	23,890.08	4	1,075.05	\$ 44.45	1,119.50	
100018 John C. Payne Endowed Lectureship in Communications	28,759.77	31,286.46	31,219.51	30,419.92	4	1,988.80	\$ 6,282.78	7,661.69	
100019 Harvard and Judith Tomlinson Lectureship in Phy. Sciences	51,402.90	62,966.18	62,831.44	60,068.84	4	2,658.01	\$ 43.00	2,701.00	
100020 John C. Payne Endowed Lectureship in Phy. Sciences	27,862.38	30,388.75	30,333.27	29,488.13	4	1,927.42	\$ 31.06	1,958.47	
100021 Turk and Anna Pitman Lectureship in Instruit. Tech	26,638.04	25,901.67	25,447.09	25,528.83	4	1,148.80	\$ 3,709.49	3,709.49	
100022 Dr. Robert H. Dreary Endowed Lectureship in Chemistry	50,063.58	59,744.07	59,616.22	59,744.07	4	2,681.36	\$ 25,669.72	25,866.72	
100023 Jack Bryson Endowed Lectureship in Art	23,823.92	26,084.43	26,028.61	27,063.95	4	1,140.55	\$ 30.49	1,171.04	
100024 Katherine D. Lay Endowed Lectureship in Organizational Leadership	25,838.60	31,763.71	31,700.73	27,063.95	4	1,389.62	\$ 44.04	1,388.66	
100025 Home Savings Bank Endowed Chair in Educational Leadership	905,839.87	905,839.87	905,839.87	304,339.07	4	13,695.27	\$ 38,118.43	61,813.69	
100027 McDaniel Foundation Chair in Educational Leadership	237,870.04	255,702.64	255,155.44	249,676.04	4	11,230.92	\$ 3,685.73	14,916.68	
100028 Louise McMahon Endowed Chair in Music	33,680.79	36,775.52	36,584.62	35,584.62	4	1,601.80	\$ 64.63	1,666.93	
100029 Dr. Robby Gene Vowell Lectureship in Physical & Biological Science	28,882.36	33,702.75	33,630.62	32,105.45	4	1,444.75	\$ 640.20	2,084.94	
100030 Jack and Joyce Amys Lectureship in Business	33,466.65	38,292.37	38,145.78	36,856.71	4	2,457.88	\$ 4,634.82	4,634.82	
100031 Edward and Lenora Hamel Endowed Lectureship in Retail Marke	35,751.82	37,749.95	37,669.17	37,068.88	4	1,697.56	\$ 7,764.45	7,764.45	
100032 Philip J. Jones Lectureship in Business	37,512.62	37,512.62	37,512.62	37,512.62	4	1,803.14	\$ 5,105.38	6,908.52	
100034 Goetz and Pauline Smith Lectureship	32,706.14	33,228.45	33,157.34	33,030.64	4	1,488.88	\$ 3,621.25	5,107.63	
100035 Trent Paton Endowed Lectureship	31,733.81	32,443.11	32,074.32	31,244.14	4	1,405.89	\$ 89.45	1,475.44	
100036 Buzza Endowed Lectureship in International Studies	30,461.84	35,770.02	35,770.02	35,770.02	4	1,635.58	\$ 4,238.16	4,238.16	
100038 Buzza Endowed Lectureship in Physical Science	28,044.55	31,884.04	31,815.81	30,768.14	4	1,384.57	\$ 3,031.11	4,415.68	
100040 BancFirst Lectureship in Investments	29,881.50	32,438.10	32,438.10	31,609.09	4	1,422.41	\$ 4,258.15	5,680.56	
100041 Buck and Irene Clements Lectureship in Child Development	25,629.27	28,066.29	28,245.07	27,603.54	4	1,242.16	\$ 51.01	1,288.17	
100042 Herb and Dorothy Finam Carter Lectureship in Physical Science	31,733.81	34,708.21	34,633.93	34,633.93	4	1,517.04	\$ 1,620.00	1,620.00	
100043 Mary Sue Sill Endowed Lectureship in Agricultural Science	26,307.06	26,167.13	26,111.13	26,111.13	4	1,178.78	\$ 2,351.26	3,530.04	
100044 Mary Sue Sill Endowed Lectureship in Agricultural Science	26,307.06	26,167.13	26,111.13	26,111.13	4	1,178.78	\$ 2,351.26	3,530.04	
100045 James Eddie Phillips Endowed Lectureship in Mathematical Science	28,709.97	30,449.28	29,984.98	29,561.41	4	1,381.16	\$ 1,200.09	2,581.25	
100046 Gady * Sara* Paton Endowed Lectureship in Health & Physical Ed	23,557.06	26,167.13	26,111.13	25,411.77	4	1,143.53	\$ 1,144.79	1,144.79	
100047 Tim Solomon Endowed Lectureship	31,355.47	26,167.13	26,111.13	27,877.91	4	1,254.51	\$ 2,351.26	3,066.77	
100048 and Kevin Graham Endowed Lectureship for Depression Awareness	26,167.13	26,167.13	26,111.13	26,111.13	4	1,442.88	\$ 1,515.56	1,515.56	
100049 and Kevin Graham Endowed Lectureship for Depression Awareness	26,167.13	26,167.13	26,111.13	26,111.13	4	1,442.88	\$ 1,515.56	1,515.56	
100050 Todd and Cindy Sumner Endowed Lectureship in Chemistry	40,921.29	41,867.40	41,777.81	41,512.17	4	1,868.05	\$ 2,562.02	4,430.06	
100051 Joyce and Sammy Coy Endowed Lectureship in Criminal Justice & Soc.	24,007.06	26,167.13	26,111.13	25,428.44	4	1,144.23	\$ 51.26	1,166.54	
100052 Flora Brewer Endowed Chair in Education	263,070.57	261,671.25	261,111.28	261,961.04	4	11,787.80	\$ 23,512.62	35,300.41	
100053 B.H. Brewer Endowed Chair in Education	23,557.06	26,167.13	26,111.13	26,111.13	4	1,178.78	\$ 2,351.26	3,530.04	
100054 Ted Owens Endowed Lectureship in Health & Physical Education	25,207.06	26,167.13	26,111.13	26,111.13	4	1,143.53	\$ 1,144.79	1,144.79	
100055 and Karen Sumner Endowed Lectureship in Pre-Nursing	23,557.06	26,167.13	26,111.13	25,411.77	4	1,178.78	\$ 2,351.26	3,530.04	
100056 Bill G. Taylor Endowed Lectureship in Mathematical Science	26,307.06	26,167.13	26,111.13	26,111.13	4	1,178.78	\$ 2,351.26	3,530.04	
100058 Burgers Family Lectureship in Business	52,514.11	52,334.25	52,222.26	52,380.21	4	2,357.56	\$ 4,702.52	7,090.08	
100059 Jane Go-Gore Endowed Lectureship	31,483.47	31,400.35	31,333.35	31,434.12	4	1,414.54	\$ 2,821.51	4,336.06	
100061 Kansas Holman Lectureship in Health Education	25,207.06	26,167.13	26,111.13	25,828.44	4	1,162.28	\$ 2,415.54	2,415.54	
100062 Dorothy S Tobias Endowed Professorsip in Chemistry	176,694.32	176,694.32	176,694.32	176,694.32	3	5,963.43	\$ 861.92	8,619.92	
100063 Gerald Paul and Kay Anne Lauren Lectureship in Mathematical Science	25,242.00	25,242.00	25,242.00	25,242.00	3	861.92	\$ 861.92	861.92	
100064 Chater and Elythe Holmes Endowed Lectureship in English	25,242.00	25,242.00	25,242.00	25,242.00	3	861.92	\$ 861.92	861.92	
100065 The Bunnethwa Endowed Lectureship in Research	25,242.00	25,242.00	25,242.00	25,242.00	3	861.92	\$ 861.92	861.92	
100067 Dr. William L. and Barbara Scareed Endowed Lectureship in Political Sci	25,242.00	25,242.00	25,242.00	25,242.00	3	861.92	\$ 861.92	861.92	
TOTAL, Camson:	6,434,070.01	6,492,476.64	6,434,070.01	6,107,815.45	358,444.02	351,238.83	851,128.83	1,249,572.91	
Langston University									
420001 Endowment	84,728,938.55	32,992,863.39	31,145,512.83	32,084,093.51	4	1,489,089.43	\$ 8,939,461.80	9,383,500.50	
420002 FSO Lectureship (Public)	78,274.40	77,833.05	77,691.43	77,941.29	4	3,007.86	\$ 34,788.36	38,296.72	

OKLAHOMA STATE REGENTS' ENDOWMENT TRUST FUND—2013 DISTRIBUTION SCHEDULE

Account	Account Balance, 6/30/13		Account Balance, 6/30/12		Account Balance, 6/30/11		Intra-year Average Mkt. Value		# Qtrs	FY13 Available Distribution		FY13 Carryover		Total Available Distribution	
	6/30/13	6/30/12	6/30/11	6/30/10	6/30/09	Value	Value	FY13 Available Distribution		FY13 Available Distribution	FY13 Carryover	FY13 Carryover	Total Available Distribution	Total Available Distribution	
420003 FSC Lectureship (Private)	77,896.34	77,580.47	69,011.11	77,414.45	77,668.42	4	3,494.85	\$	38,896.35	42,491.20					
420005 Wilhelmina Bell Endowed Lectureship	146,816.19	145,272.25	146,709.02	146,816.19	146,816.19	4	3,638.69	\$	57,174.25	44,810.97					
420006 J. C. Penney Professorship of Business	135,493.88	134,772.15	134,483.74	134,772.15	134,915.25	4	6,077.23	\$	57,234.49	63,995.72					
420007 W. M. Crisp Professorship in Recreation & Good Sportsmanship	431,958.01	429,661.55	428,741.88	430,130.75	430,130.75	4	19,355.43	\$	185,410.73	204,766.17					
420008 James A. Cline Endowed Chair	415,407.81	413,198.18	412,313.94	413,198.18	413,698.98	4	18,613.80	\$	154,133.97	172,747.77					
420009 Lillian Johnson Hemmitt Endowed Chair	1,052,282.29	1,046,685.02	1,044,445.13	1,047,804.15	1,047,804.15	4	47,151.19	\$	94,050.46	141,201.64					
420010 TOTAL Available Distribution	37,344,137.92	36,530,010.10	35,834,530.97	35,829,824.81	35,829,824.81	3	1,897,624.06	\$	1,924,127.24	1,924,127.24					

OKLAHOMA STATE REGENTS' ENDOWMENT TRUST FUND—2013 DISTRIBUTION SCHEDULE

Account	Account Balance, 6/30/12	Account Balance, 6/30/11	Account Balance, 6/30/10	Three-year Average Mkt. Value	# Qtrs	FY18 Available Distribution	FY12 Carryover	Total Available Distribution	Distribution Requested
University of Science & Arts of Oklahoma									
150001 Mary Jo Hagan, Professorship of Interdisciplinary Studies	504,256.86	521,468.33	520,352.40	522,026.89	4	23,483.17	\$ 312,747.81	386,235.98	
150002 Heather Hagan, Professorship of Interdisciplinary Studies	408,694.92	406,321.00	406,651.05	406,985.69	4	18,313.00	189,946.66	218,255.96	
150003 Brenda O'Neil, Miller Chair in Interdisciplinary Studies	263,045.44	251,702.43	251,163.80	251,971.66	4	11,338.72	119,423.53	130,765.25	
150005 Dorothy Gilkey Wilcox, Professorship in Interdisc. Studies	227,855.55	226,643.54	226,138.54	226,885.88	4	10,208.86	107,534.71	117,744.57	
150006 Dorothy Cusack, Professorship in Interdisc. Studies	188,075.68	197,022.08	196,600.46	197,232.74	4	8,875.47	81,107.35	89,982.83	
150007 Professorship in Biology	140,759.53	140,010.81	139,711.19	140,160.51	4	6,397.22	37,485.81	43,773.03	
150008 Chair in Religious Reconciliation	3,211,114.40	3,179,129.25	3,144,488.67	3,213,138.98	4	89,381.30	1,013,107.98	1,102,489.28	
TOTAL, USAO			3,144,488.67	3,213,138.98				1,102,489.28	
Carl Albert State College									
108001 Charles L. Ward, Endowed Teaching Lectureship	49,677.03	51,814.59	54,036.37	51,842.67	4	2,332.92		2,332.92	
108002 George Bush, Professorship for Teaching Excellence	35,855.00	37,394.67	37,414.94	37,414.94	4	1,658.67		1,658.67	
108003 Richard F. Smith, Endowed Lectureship	30,598.14	31,885.81	31,885.81	31,885.81	4	1,492.84		1,492.84	
108004 Daniel F. Smith, Endowed Lectureship	32,598.61	34,001.22	35,403.83	34,019.65	4	1,539.83		1,539.83	
108005 R. L. Winters, Endowed Lectureship	69,629.58	72,621.52	75,725.48	72,660.88	4	3,269.74		3,269.74	
108006 Jodi Hoffman, Endowed Lectureship in Business Technology	29,653.28	30,929.23	32,255.47	30,945.99	4	1,392.57		1,392.57	
108007 F. L. Holton, Endowed Lectureship in Business Technology	53,358.27	60,869.38	63,479.43	63,479.43	4	2,740.61		2,740.61	
108008 Macy R. McFee, Endowed Lectureship in Natural Science	26,873.47	28,028.76	29,250.62	28,043.95	4	1,261.98		1,261.98	
108009 Robert L. McFee, Endowed Lectureship in Natural Science	36,605.60	38,419.92	40,234.24	38,419.92	4	1,698.87		1,698.87	
108010 Walter White, Endowed Lectureship in Early Childhood Education	34,913.38	36,421.99	37,930.60	36,441.66	4	1,539.87		1,539.87	
108011 Walker White, Endowed Lectureship in Excellence	35,110.22	36,620.99	38,131.76	36,640.83	4	1,648.84		1,648.84	
108012 Gerald Ford, Lectureship in Academic Excellence	29,566.61	30,838.33	32,110.18	30,855.54	4	1,388.50		1,388.50	
108013 Dave and Beverly McMillen, Endowed Lectureship	81,200.72	84,694.70	88,306.00	84,740.47	4	3,813.32		3,813.32	
108014 Jimmy and Pearl Orr, Endowed Lectureship	46,735.47	47,752.45	48,769.43	47,778.32	4	2,150.02		2,150.02	
108015 Phillip and Wanda E. Pappas, Endowed Lectureship	45,161.42	46,670.49	48,179.56	46,699.46	4	2,160.23		2,160.23	
108016 Ed J. Rapp, Endowed Lectureship in Academic Leadership	50,046.53	52,186.34	54,326.15	52,221.23	4	2,359.23		2,359.23	
108017 Walker White, Endowed Lectureship in Excellence	25,339.15	26,420.09	27,500.99	26,434.41	4	1,189.55		1,189.55	
108018 Orlin Foundation, Endowed Lectureship in Arts and Sciences	26,658.87	27,805.98	28,952.99	27,821.05	4	1,251.95		1,251.95	
108019 Dora Wofsey, Endowed Lectureship	48,214.50	50,629.32	52,771.45	50,629.32	4	2,278.32		2,278.32	
108020 Dick L. Wofsey, Endowed Lectureship	25,847.27	26,947.27	28,047.27	26,971.69	4	1,250.79		1,250.79	
108021 Dick L. Wofsey, Endowed Lectureship	25,847.27	26,947.27	28,047.27	26,971.69	4	1,250.79		1,250.79	
TOTAL, CASCO	815,454.47	823,257.61	830,143.38	823,146.49	3	33,103.02	-	33,103.02	
Eastern Oklahoma State College									
240001 Julian J. Bobbaum, Lectureship	53,419.42	53,135.27	52,021.56	53,192.09	4	2,398.64	\$ 13,829.90	16,223.55	
240002 George Nelson, Endowed Professorship in Nursing	131,771.25	131,070.33	130,369.33	132,807.97	4	5,680.86	18,630.51	24,311.36	
TOTAL, EOSC	185,190.67	184,205.61	182,390.89	186,000.06	4	8,079.50	32,460.41	40,534.91	
Oklahoma City Community College									
630001 Lectureship	159,813.53	158,963.46	158,623.28	159,133.42	4	7,161.00	\$ 78,487.79	85,643.80	
TOTAL, OCCC	159,813.53	158,963.46	158,623.28	159,133.42	4	7,161.00	78,487.79	85,643.80	
Rogers State University									
461001 Horacean Lectureship	78,214.39	87,745.16	87,577.63	84,505.64	4	3,802.75	\$ 11,446.23	15,248.98	
461002 Maurice Meyer, Lectureship in Liberal Arts	27,489.32	27,736.59	27,677.53	27,631.65	4	1,243.42	5,615.93	6,860.35	
461003 John W. Norman, Endowed Chair in Business Information Technology	316,104.62	332,800.20	354,443.59	334,443.47	4	15,048.96	(0.00)	15,048.96	
461004 Greg Knur, Endowed Chair in Communications	333,583.99	349,107.52	363,538.87	348,883.46	4	16,698.76	106,188.55	121,883.31	
461005 Starkey's Endowed Chair	271,235.15	282,936.02	297,166.79	283,310.32	4	12,771.46	43,870.94	56,644.41	
461006 Silver Dewey Meyer, Chair	24,889.54	24,889.54	24,889.54	24,889.54	4	1,192.80	11,192.80	12,385.60	
461007 Silver Dewey Meyer, Chair	24,889.54	24,889.54	24,889.54	24,889.54	4	1,192.80	11,192.80	12,385.60	
461008 Grace and Franklin Bernson, Endowed Professorship in Nursing	126,210.23	261,671.23	251,111.25	251,051.04	4	11,329.83	23,312.82	34,635.60	
TOTAL, ROVERS	1,651,839.61	1,576,839.45	1,643,570.42	1,708,306.65	3	75,448.43	201,548.13	276,897.57	
Tulsa Community College									
750001 Warren Chair of Nursing (Public)	390,650.70	397,663.10	414,435.42	397,935.07	4	17,859.78		17,859.78	
750002 Nicholas O. Warren, Chair of Nursing (Private)	379,205.89	385,534.97	412,334.18	395,859.69	4	17,813.68		17,813.68	
750003 John W. Sablett, Professorship (Public)	171,106.42	178,472.59	186,278.32	178,619.11	4	8,037.86		8,037.86	
750004 John W. Sablett, Professorship (Private)	183,780.86	191,692.67	200,076.59	191,850.04	4	8,633.25		8,633.25	
750005 T. Oscar Chappelle, Lectureship (Public)	34,206.36	35,681.04	37,241.59	35,710.33	4	1,698.97		1,698.97	
750006 T. Oscar Chappelle, Lectureship (Private)	36,890.51	40,161.56	43,432.61	40,161.56	4	1,732.96		1,732.96	
750007 Founders in Corporate (Private) Health	237,009.71	256,775.20	247,130.94	252,689.62	4	10,658.53		10,658.53	
750008 Julian Bobbaum, Distinguished Lectureship in Public Affairs	24,250.48	25,294.47	26,400.75	25,315.23	4	1,139.19		1,139.19	
750009 Julian Bobbaum, Distinguished Lectureship in Public Affairs (Private)	23,182.53	24,180.54	25,238.11	24,200.39	4	1,089.02		1,089.02	
750010 Yvona Van Trease, Endowed Lectureship (Private)	22,885.40	24,914.71	24,914.71	23,890.29	4	1,078.00		1,078.00	
750011 Yvona Van Trease, Endowed Lectureship (Public)	24,147.31	25,203.64	24,147.31	24,147.31	4	1,087.53		1,087.53	
750012 Yvona Van Trease, Endowed Lectureship (Public)	24,147.31	25,203.64	24,147.31	24,147.31	4	1,087.53		1,087.53	
750013 Yvona Van Trease, Endowed Lectureship (Public)	24,147.31	25,203.64	24,147.31	24,147.31	4	1,087.53		1,087.53	
750014 Yvona Van Trease, Endowed Lectureship (Public)	24,147.31	25,203.64	24,147.31	24,147.31	4	1,087.53		1,087.53	
750015 FSO Electronic Engineering Technology (Private)	22,645.01	23,619.89	24,632.96	23,639.29	4	1,063.77		1,063.77	
750016 Grace and Franklin Bernson, Lectureship in Entrepreneurial Leadership (Private)	22,645.01	23,619.89	24,632.96	23,639.29	4	1,063.77		1,063.77	
750017 JP Morgan, Chase Lectureship (Private)	23,001.73	23,591.96	25,041.29	24,011.66	4	1,080.52		1,080.52	

OKLAHOMA STATE REGENTS' ENDOWMENT TRUST FUND--2013 DISTRIBUTION SCHEDULE

Account	Account Balance, 6/30/11	Account Balance, 6/30/12	Account Balance, 6/30/13	inves-year Average Mkt. Value	# Qtrs	FY13 Available		FY12 Carryover	Total Available	
						Distribution	00		Distribution	Requested
750016 George Kaiser Family Foundation/TCC Infant (Private)	20,939.99	20,939.99	20,939.99	12,561.70	4	5,000.00	5,000.00	5,000.00	5,000.00	5,000.00
750019 Marjorie Bank Fork (Private)	21,137.25	21,137.25	21,137.25	12,187.25	4	5,000.00	5,000.00	5,000.00	5,000.00	5,000.00
750020 ONEOK Endowed Professorship (Private)	20,444.27	20,444.27	20,444.27	21,338.35	4	900.75	900.75	900.75	900.75	900.75
750021 Walton Family Foundation Lectureship (Private)	19,399.34	19,399.34	19,399.34	20,467.64	4	873.68	873.68	873.68	873.68	873.68
750022 Blue Cross and Blue Shield Lectureship (Private)	20,800.87	21,739.37	21,739.37	22,665.40	4	978.83	978.83	978.83	978.83	978.83
750023 FSO Electronic Engineering Technology (Public)	23,947.83	24,967.83	24,967.83	25,006.63	4	1,125.30	1,125.30	1,125.30	1,125.30	1,125.30
750024 Oklahoma State University in Entrepreneurial Leadership (Publ)	23,947.83	24,967.83	24,967.83	26,111.13	4	1,125.30	1,125.30	1,125.30	1,125.30	1,125.30
750025 P. Maria, Char L Lectureship (Public)	23,947.83	24,967.83	24,967.83	25,006.63	4	1,125.30	1,125.30	1,125.30	1,125.30	1,125.30
750026 George Kaiser Family Foundation/TCC Infant (Public)	119,704.70	124,839.13	124,839.13	130,555.64	4	5,626.49	5,626.49	5,626.49	5,626.49	5,626.49
750027 Midfirst Bank Endowed Lectureship (Public)	23,947.83	24,967.83	24,967.83	26,111.13	4	1,125.30	1,125.30	1,125.30	1,125.30	1,125.30
750028 ONEOK Endowed Lectureship (Public)	23,947.83	24,967.83	24,967.83	26,111.13	4	1,125.30	1,125.30	1,125.30	1,125.30	1,125.30
750029 Walton Family Foundation Lectureship (Public)	23,947.83	24,967.83	24,967.83	26,111.13	4	1,125.30	1,125.30	1,125.30	1,125.30	1,125.30
750030 Walton Family Foundation Lectureship (Public)	23,947.83	24,967.83	24,967.83	26,111.13	4	1,125.30	1,125.30	1,125.30	1,125.30	1,125.30
750031 George Kaiser Family Foundation on Char #1	252,420.45	252,420.45	252,420.45	252,420.45	3	8,519.19	8,519.19	8,519.19	8,519.19	8,519.19
750032 George Kaiser Family Foundation on Char #2	252,420.45	252,420.45	252,420.45	252,420.45	3	8,519.19	8,519.19	8,519.19	8,519.19	8,519.19
750033 George Kaiser Family Foundation on Char #3	252,420.45	252,420.45	252,420.45	252,420.45	3	8,519.19	8,519.19	8,519.19	8,519.19	8,519.19
750034 George Kaiser Family Foundation on Char #4	252,420.45	252,420.45	252,420.45	252,420.45	3	8,519.19	8,519.19	8,519.19	8,519.19	8,519.19
750035 George Kaiser Family Foundation on Char #5	252,420.45	252,420.45	252,420.45	252,420.45	3	8,519.19	8,519.19	8,519.19	8,519.19	8,519.19
750036 George Kaiser Family Foundation on Char #6	252,420.45	252,420.45	252,420.45	252,420.45	3	8,519.19	8,519.19	8,519.19	8,519.19	8,519.19
750037 George Kaiser Family Foundation on Char #7	252,420.45	252,420.45	252,420.45	252,420.45	3	8,519.19	8,519.19	8,519.19	8,519.19	8,519.19
750038 George Kaiser Family Foundation on Char #8	252,420.45	252,420.45	252,420.45	252,420.45	3	8,519.19	8,519.19	8,519.19	8,519.19	8,519.19
750039 George Kaiser Family Foundation on Char #9 (part)	96,747.22	96,747.22	96,747.22	96,747.22	3	3,265.22	3,265.22	3,265.22	3,265.22	3,265.22
750040 George Kaiser Family Foundation	4,453,038.93	2,411,244.30	2,411,244.30	2,822,832.85	3	130,971.19	130,971.19	--	130,971.19	130,971.19
TOTAL, VCC										
Ross State College										
531001 Henry Creek Endowed Professorship (Public)	138,661.09	144,630.32	150,956.20	144,449.20	4	6,513.71	6,513.71	0.19	6,513.91	6,513.91
531002 Henry Creek Endowed Professorship (Private)	148,816.87	151,641.18	159,954.38	148,816.87	4	6,513.71	6,513.71	0.19	6,513.91	6,513.91
531003 Henry Creek Student Services Endowment (Public)	110,876.97	115,641.18	120,694.38	115,734.18	4	5,208.04	5,208.04	0.56	5,208.60	5,208.60
531004 Hudding Student Services Endowment (Private)	110,876.97	115,641.18	120,694.38	115,734.18	4	5,208.04	5,208.04	0.56	5,208.60	5,208.60
531005 Don S. Reynolds Lectureship (Private)	21,911.06	22,854.06	23,855.19	22,873.43	4	1,029.30	1,029.30	0.50	1,029.81	1,029.81
531006 Don S. Reynolds Lectureship (Public)	21,911.06	22,854.06	23,855.19	22,873.43	4	1,029.30	1,029.30	0.50	1,029.81	1,029.81
531007 James F. Howell - Country Lawyer (Public)	24,288.13	25,091.88	26,071.85	24,071.85	4	1,039.80	1,039.80	0.89	1,040.79	1,040.79
531008 James F. Howell - Country Lawyer (Private)	24,288.13	25,091.88	26,071.85	24,071.85	4	1,039.80	1,039.80	0.89	1,040.79	1,040.79
531009 Ray M. Hardin, Kelley & Kevin Miller Professorship in Small Business	144,949.34	151,606.38	158,237.88	151,731.20	4	6,827.00	6,827.00	0.32	6,828.22	6,828.22
531010 Ray M. Hardin, Kelley & Kevin Miller Professorship in Small Business	144,949.34	151,606.38	158,237.88	151,731.20	4	6,827.00	6,827.00	0.32	6,828.22	6,828.22
531011 Edward Excellence in Teaching and Learning Professorship (public)	137,750.73	137,750.73	143,432.25	137,750.73	4	6,189.09	6,189.09	0.37	6,189.46	6,189.46
531012 Edward Excellence in Teaching and Learning Professorship (private)	129,982.79	135,532.08	141,339.16	135,532.08	4	6,103.28	6,103.28	0.62	6,104.08	6,104.08
531013 George Kaiser Family Foundation Endowed Chair (Public)	312,338.41	330,884.83	343,671.41	331,169.95	4	14,922.51	14,922.51	0.89	14,933.40	14,933.40
531014 W.F. Bill and Ebbey Adelson Endowed Chair (Public)	177,038.65	183,071.00	191,357.49	183,095.15	4	8,387.48	8,387.48	0.72	8,394.60	8,394.60
TOTAL, RSSC										
NEO&M College										
480001 Endowed Lectureship in Educational Excellence (Private)	65,188.17	67,825.42	70,812.39	68,348.66	4	3,102.69	3,102.69	17,041.43	20,144.12	20,144.12
480002 Endowed Lectureship in Educational Excellence (Public)	222,383.12	212,900.33	230,686.53	224,189.84	4	10,113.28	10,113.28	29,597.09	49,710.37	49,710.37
TOTAL, NEO&M										
Northwestern Oklahoma College										
480001 Joe Lewis Lectureship in Social Science	23,378.99	24,364.23	25,411.32	24,391.59	4	1,097.62	1,097.62	1,897.62	1,897.62	1,897.62
480002 Rick L. Conrad Lectureship in Business Administration	20,996.44	30,347.88	31,625.55	30,366.49	4	1,866.04	1,866.04	1,966.04	1,966.04	1,966.04
480003 Don Westfall Lectureship in Social Science	23,640.01	23,640.01	23,640.01	23,640.01	4	1,059.27	1,059.27	2,066.13	3,125.40	3,125.40
480005 Carl and Carolyn Renfro Lectureship (Private)	84,829.36	88,476.71	92,202.38	88,502.82	4	3,882.63	3,882.63	3,982.63	3,982.63	3,982.63
480006 Carl and Carolyn Renfro Lectureship (Public)	84,829.36	88,476.71	92,202.38	88,502.82	4	3,882.63	3,882.63	3,982.63	3,982.63	3,982.63
480007 Jim Farris English Mathematics Chair	252,420.45	262,420.45	262,420.45	262,420.45	3	8,519.19	8,519.19	8,519.19	8,519.19	8,519.19
TOTAL, Northern										
Western Oklahoma State College										
041001 WCHH Health Care Corporation Professorship in Nursing	130,342.71	129,649.40	129,371.95	129,388.02	4	5,840.46	5,840.46	11,381.81	17,222.37	17,222.37
041002 WCHH Health Care Corporation Prof in Biological Technology	130,342.71	129,649.40	129,371.95	129,388.02	4	5,840.46	5,840.46	11,381.81	17,222.37	17,222.37
041003 Jeff and Kim Wilnes Lectureship in Physical Therapy Assistant	21,738.92	21,593.45	21,547.24	21,616.54	4	872.74	872.74	1,887.95	2,870.09	2,870.09
041005 Winston and Ethelda Hoge Lectureship in Business	23,640.01	23,640.01	23,640.01	23,640.01	4	1,059.27	1,059.27	2,066.13	3,125.40	3,125.40
041006 Jack and Jewel Walker Lectureship in Aviation	29,618.07	29,460.53	29,397.49	29,492.03	4	1,327.14	1,327.14	2,588.61	3,915.75	3,915.75
041007 Doughty Family Lectureship in Business	25,382.61	25,247.60	25,193.57	25,274.69	4	1,137.96	1,137.96	2,218.43	3,356.78	3,356.78
041008 Great Plains Medical Center Lectureship in Nursing	27,272.26	27,272.26	27,272.26	27,272.26	4	1,145.96	1,145.96	5,429.09	6,574.95	6,574.95
041010 Russell Kirchoff Lectureship in Agriculture	26,307.06	26,167.13	26,111.13	26,195.10	4	1,178.78	1,178.78	2,351.26	3,530.04	3,530.04
TOTAL, WOS&C										
Systemwide Total										

Meeting of the
OKLAHOMA STATE REGENTS FOR HIGHER EDUCATION
October 17, 2013

AGENDA ITEM #12:

Contracts and Purchases.

SUBJECT: Approval of FY-2014 Purchases in excess of \$100,000.

RECOMMENDATION:

It is recommended that the State Regents approve FY-2014 purchases for amounts that are in excess of \$100,000.

BACKGROUND:

Agency purchases are presented for State Regents' action. They relate to previous board action and the approved agency budgets.

POLICY ISSUES:

The recommended action is consistent with the State Regents' purchasing policy which requires State Regents' approval of purchases in excess of \$100,000.

ANALYSIS:

The items below are in excess of \$100,000 and require State Regents' approval prior to issuing a purchase order.

Purchases Over \$100,000

Core

- 1) Visual Image Advertising in the amount of \$197,500.00 for advertising for the Reach Higher Program including statewide advertising, two year institution's collaborative media buy and Northeastern State University in Tahlequah advertising buys. (Funded from 210-Core).

OCAP

- 2) Staplegun Design, Inc. in the amount of \$290,000.00 for a media campaign that is centered on increasing the awareness of and affinity for the Oklahoma Promise scholarship program. This media campaign will target parents of children who qualify for the program. (Funded from 701-OCAP).
- 3) Student Outreach Solutions Inc. in the amount of \$583,333.33 to provide student grace period and cohort management services on both Federal Direct and FFELP loans to certain state system schools and state technology schools with the most recently published 3-year cohort default rates pursuant to 34 C.F.R. 668.183(b) in excess of 10%, with the goal to reduce the cohort default rates for these schools. These services are in addition to and are not intended to replace the

default aversion services currently performed by OCAP on existing OCAP FFELP portfolio. (Funded from 701-OCAP).

OneNet

- 4) Expenditure request from OneNet in the amount of \$220,000.00 to purchase a replacement uninterruptible power supply (UPS) system for the Oklahoma City data center. The majority of OneNet above-the-net services are provided from this data center and current UPS systems are nearing end of service life. (Funded from 718-OneNet).
- 5) Presidio in the amount of \$160,000.00 to purchase high-speed storage for Oklahoma City and Tulsa. The storage will provide required performance increase and additional capacity to OneNet's infrastructure and hosting services. (Funded from 718-OneNet).

Meeting of the
OKLAHOMA STATE REGENTS FOR HIGHER EDUCATION
October 17, 2013

AGENDA ITEM #13:

Audit.

SUBJECT: Acceptance of the FY 2013 Annual Audit Reports.

RECOMMENDATION:

It is recommended that the State Regents accept the annual FY2013 Audit Reports.

BACKGROUND:

The State Regents' are required by statute to conduct an annual financial audit by an outside independent auditor. This is the second of five years that Stanfield & Odell has served our agency as independent auditor.

POLICY ISSUES:

This item is consistent with State Regents' policy.

ANALYSIS:

The State Regents' independent auditor, Stanfield & Odell, has completed the annual audit of operations and programs for the year ending June 30, 2013. The following reports are included with this item:

- Independent Auditor's Report on Financial Statements for the State Regents Operations including Compliance Reports required under OMB Circular A-133 and a Schedule of Findings and Questioned Costs, if any.
- Independent Auditor's Report on Financial Statements for the Oklahoma College Assistance Program.

The Independent Auditor's Report on Financial Statements for the State Regents Operations consolidates all operations for which the State Regents have responsibility. Operations fall into two categories: (1) Core administrative operations that involve those activities directly related to carrying out the State Regents' constitutional responsibilities, and (2) Special Programs that involve several programs assigned to the State Regents including the Oklahoma College Assistance Program (OCAP), the Oklahoma Tuition Aid Grant Program, and ONENET. A separate Independent Auditor's Report on Financial Statements for the Oklahoma College Access Program has been prepared to meet OCAP reporting requirements and other needs.

The Compliance Reports required by the Federal Office of Management and Budget under OMB Circular A-133 relate only to programs funded by the federal government. These reports focus on internal control and compliance with the requirements of laws, regulations, grants, and contracts applicable to the federal programs. There were no findings or questioned costs.

Professional standards also require the auditors to communicate certain matters concerning the financial reporting process. To facilitate this communication, the auditors have also prepared a letter providing this information.

It is recommended that the State Regents accept the FY 2013 Audit Reports.

Meeting of the
OKLAHOMA STATE REGENTS FOR HIGHER EDUCATION
October 17, 2013

AGENDA ITEM #14:

Investments.

SUBJECT: Approval of investment managers.

RECOMMENDATION:

It is recommended that the State Regents approve new investment managers and allocation of funds for the endowment trust fund.

BACKGROUND:

Mercer Hammond, investment consultants for the fund, has suggested new manager recommendations for consideration. These managers will continue to diversify our fund portfolio and meet the objectives of realignment to the policy asset class targets.

POLICY ISSUES: This action is consistent with Regents' asset allocation policy.

ANALYSIS:

Mercer is recommending the following managers for the portfolio:

Cedar Rock Capital - \$20 million. This firm's portfolio is concentrated in global equities and has a buy and hold approach to investing. Their key investment theme is finding companies that provide a high return on capital without requiring debt. The firm believes that high quality companies exhibit a number of traits and most importantly, have the ability to earn a sustainable high return on capital over the long-run.

Oaktree US Senior Loan Fund - \$13 million. Oaktree has a long-established pedigree in managing high-yield assets. The overriding focus of this strategy is on down-side protection and a conservative philosophy. Oaktree actively manages its capacity versus expected high-yield issuances. The investment process is comprehensive, using a transparent scoring methodology to identify and rank a multitude of macro and micro risks on an issue by issue basis.

Meeting of the
OKLAHOMA STATE REGENTS FOR HIGHER EDUCATION
October 17, 2013

AGENDA ITEM #15:

Commendations.

RECOMMENDATION:

It is recommended that the State Regents accept this report and commend staff for state and national recognitions.

RECOGNITIONS:

State Regents' staff received the following state and national recognitions:

- **Dr. Debbie Blanke**, associate vice chancellor for Academic Affairs, presented an update on the Reach Higher Program at the 22 Annual Regent's Education Program in Oklahoma City.
- **Angela Caddell**, interim director of Communications and director for Communications, Financial Education and Outreach Services for the Oklahoma College Assistance, presented an update on the Campus Safety and Security Taskforce, OCAP an Money Matters at the 22 Annual Regent's Education Program in Oklahoma City.
- **Bryce Fair**, associate vice chancellor for State Grants and Scholarships and Legislative coordinator, presented an update on the Oklahoma's Promise Program at the 22 Annual Regent's Education Program in Oklahoma City.
- **Jolynn Horn**, assistant vice chancellor the Oklahoma GEAR UP, presented an update on the GEAR UP program at the 22 Annual Regent's Education Program in Oklahoma City.
- **Hollye Hunt**, assistant vice chancellor for Governmental Relations, presented a legislative update at the 22 Annual Regent's Education Program in Oklahoma City.
- **Tony Hutchison**, vice chancellor for Strategic Planning, Analysis and Workforce and Economic Development, presented an update on Complete College America at the 22 Annual Regent's Education Program in Oklahoma City.
- **Chancellor Glen D. Johnson**, met with Secretary of Finance, Administration and Information Technology Preston Doerflinger in Oklahoma City to discuss higher education issues; met with Sheryl Lovelady, executive director of the Oklahoma Afterschool Network (OKAN), and Angela Monson in Oklahoma City to discuss higher education issues; hosted Coffee with the Chancellor for OSRHE's Strategic Planning and Analysis and Workforce and Economic Development division employees; attended Oklahoma State Chamber luncheon with Secretary of Education and Workforce Development Robert Sommers in Oklahoma City; spoke at press conference regarding cut scores at the State Capitol in Oklahoma City; attended meeting with Governor Fallin at the State Capitol in Oklahoma City to discuss her National Governors' Association

(NGA) Chair's Initiative – America Works; met with Speaker T.W. Shannon in Oklahoma City to discuss higher education issues; met with Representative Harold Wright in Oklahoma City to discuss higher education issues; provided welcoming remarks at first meeting of the Campus Safety and Security Task Force Campus Best Practices Workgroup in Oklahoma City; participated in conference call for the Southern Regional Education Board (SREB) Investment Committee; met with Rose State College (RSC) Regent Laurie Vaught Majors in Oklahoma City to discuss higher education issues; met with Pete Regan in Oklahoma City to discuss higher education issues; participated in phone call with Speaker T.W. Shannon regarding higher education issues; met with Representative Lee Denney in Oklahoma City to discuss higher education issues; met with former Cameron University President Cindy Ross in Oklahoma City to discuss higher education issues; met with Oklahoma Panhandle State University (OPSU) President David Bryant in Oklahoma City to discuss higher education issues; served as speaker at the Economic Development Council meeting in Oklahoma City; provided welcoming remarks at the Economic Development Executive Session for Higher Education Administrators conference in Oklahoma City; attended Campus Safety and Security Task Force meeting in Oklahoma City; met with Oklahoma Business Roundtable's John Reid in Oklahoma City to discuss higher education issues; hosted and spoke at New Presidents Orientation in Oklahoma City for Carl Albert State College (CASC) President Garry Ivey, Rose State College (RSC) President Jeanie Webb, Cameron University (CU) President John McArthur, and Connors State College (CSC) President Tim Faltyn; participated in conference call with Dan Schiedel, executive director of OETA; met with Secretary and Commissioner of Agriculture Jim Reese and Keith Beall, chief of staff for Lt. Governor Todd Lamb, in Oklahoma City to discuss higher education issues; met with Carl Albert State College (CASC) President Garry Ivey and the CASC Board of Regents in Poteau to discuss higher education issues; spoke to Carl Albert State College (CASC) student government and leadership students in Poteau; participated in conference call with Rick Puckette and David Miller of IBM to discuss higher education issues; participated in conference call with the Association of Governing Boards (AGB) to discuss higher education issues; participated in conference call with Lee Slater, executive director of the Oklahoma Ethics Commission, to discuss higher education issues; met with Secretary of State Larry Parman in Oklahoma City to discuss higher education issues; participated in conference call with Cameron University (CU) President John McArthur to discuss higher education issues; met with Secretary of Finance, Administration and Information Technology Preston Doerflinger in Oklahoma City to discuss higher education issues; attended Oklahoma Heritage Association (OHA) Board of Directors meeting in Oklahoma City; participated in conference call with University of Oklahoma (OU) President David Boren to discuss higher education issues; attended and presided over EPSCoR Advisory Committee meeting in Oklahoma City; attended meeting with Chad Bridwell, College Board Senior Higher Education manager, in Oklahoma City to discuss higher education issues; provided welcoming remarks at OneNet's NetPotential 2013 Technology Summit in Oklahoma City; attended Oklahoma State Fair Board meeting in Oklahoma City; met with Langston University (LU) President Kent Smith and Attorney General Scott Pruitt in Oklahoma City to discuss higher education issues; spoke at the Campus Compact Heartland Conference in Tulsa; provided welcoming remarks at Oklahoma Teacher Connection's Sixth Annual Reading Conference in Oklahoma City; hosted a luncheon for OSRHE staff involved with organizing Governor Fallin's STEM Summit; participated in conference call with Secretary of Education and Workforce Development Robert Sommers to discuss higher education issues; participated in conference call with Dr. Ajay Menon, Dean of Colorado State University's College of Business, as part of the American Association of State Colleges and Universities (AASCU) Millennium Leadership Initiative (MLI); served as the keynote speaker at GEAR UP / OCAP's Access 360 Conference in Norman; spoke at Reach Higher's Fall Conference at the University of Central Oklahoma (UCO) in Edmond; met with Jason Ramsey, chief executive officer of the OSU/A&M Board of Regents, in Oklahoma City to discuss higher education issues; met with Secretary of

Education and Workforce Development Robert Sommers and State Superintendent Janet Baressi in Oklahoma City to discuss higher education, CareerTech, and common education issues; participated in conference call with Brian Zuckerman with the Science and Technology Policy Institute/IDA in Washington, D.C. to discuss the EPSCoR program; served as master of ceremonies and presented an overview of the State System at the annual Regents Education Program (REP) in Oklahoma City; participated in conference call with University of Oklahoma (OU) President David Boren to discuss higher education issues; attended Woolaroc Artist and Sponsor Dinner at the Woolaroc Museum and Wildlife Preserve in Bartlesville; addressed the statewide Student Advisory Board in Oklahoma City; met with Gary Bush in Oklahoma City to discuss higher education issues; participated in a conference call with Eastern Oklahoma State College (EOSC) President Steve Smith to discuss higher education issues; met with University of Science and Arts of Oklahoma (USAO) President John Feaver in Oklahoma City to discuss higher education issues.

- **Connie Lake**, assistant vice chancellor workforce and economic development, facilitated a strategic planning session for the Youth Council, which is a sub-group of the Governor's Council on Workforce and Economic Development; helped organize the second annual Economic Development Executive Session for Higher Education Administrators at Rose State College; represented Oklahoma higher education during a trip to meet with key corporate real estate and site consultant members, many of whom have brought numerous projects to Oklahoma .
- **Sheri Mauck**, associate vice chancellor for Budget and Finance, participated in the 2013 Governor's Executive Development Program held on the Oklahoma State University campus in Stillwater.
- **Amanda Paliotta**, vice chancellor for Budget and Finance and Information Technology, Telecommunications and OneNet, presented an update on the performance funding model at the 22 Annual Regent's Education Program in Oklahoma City.
- **Adrienne Proffer**, coordinator for Academic Affairs Projects, conducted the annual Course Equivalency Project with nine discipline meetings engaging over 200 faculty members from institution across Oklahoma. This meeting facilitates faculty members' work to ensure Oklahoma students can transfer coursework across the state as they pursue their college degree.
- **Von Royal**, executive director of OneNet and Higher Education's chief information officer and the OneNet Staff including **Sonja Wall**, OCAN program manager; **James Deaton**, director of technology and chief technology officer; **Ken Ferguson**, director of administration and planning; **Ami Layman**, assistant director of Administration; **Robert Nordmark**, director of Network Services; **Brian Burkhart**, assistant director of Network Systems; **Barbara McCrary**, chief information security officer; **April Goode**, coordinator of Customer Services and Outreach are commended for organizing and presenting two successful NetPotential events. NetPotential is OneNet's professional development forum for administrators and information technology directors. Participants learn to harness the full potential of their data network, maximize the benefits of their OneNet services, and meet organizational goals. OneNet's staff presented on a variety of topics including the new Oklahoma Community Anchor Network, information security, funding for Internet access, and OneNet's expanded network and service offerings. More than 115 OneNet customers, partners and vendors participated in this year's events held in Tulsa and Oklahoma City. Participants represented higher education institutions, K-12 schools, career-tech centers, libraries, government agencies, healthcare providers, technology companies and public service organizations from across our state.

- **Saeed Sarani**, the Oklahoma Teacher Connection’s STEM Curriculum and Professional development coordinator, served as a presenter at the K-8 Mathematics Follow-up Services held in Cushing; the State Higher Education Officers Association (SHEEO) annual conference, facilitating Measuring the Effectiveness of Professional Development Nationally, and as a co-presenter, speaking on the topic of Online Professional Development, in Orlando, Florida.
- **Sheila Smith**, Reach Higher administrator, coordinated the 2013 Annual Reach Higher conference with over 100 faculty, staff, students, and business leaders participating. This conference brings stakeholders together to share promising practices to reengage adult learners, to improve the offerings to Oklahoma adult students, and learn from business leaders how to meet their workforce development needs in Oklahoma’s adult degree completion efforts.
- **Dr. Blake Sonobe**, vice chancellor for Academic Affairs, presented an Academic Affairs update at the 22 Annual Regent’s Education Program in Oklahoma City.
- **Debbie Terlip**, associate director of Oklahoma Campus Compact and Student Relations liaison, and **Lisa Walker**, staff assistant III, successfully hosted the 2013 Campus Compact Heartland Conference in Tulsa. This is a regional conference coordinated with Campus Compact associates from Kansas, Missouri, and Nebraska bringing over 170 faculty, staff, and students together to share best practices and exemplary programs in service learning and civic engagement on campuses across the region.
- **Deena Thomas**, the Oklahoma Teacher Connection’s outreach coordinator, served as a judge for the 2014 Oklahoma Teacher of the Year, facilitated by the Oklahoma State Department of Education.
- **Goldie Thompson**, director, and **Deena Thomas**, outreach coordinator, Oklahoma Teacher Connection, presented to pre-service teachers at Northwestern Oklahoma State University about integrating Character Education into their practice.

Meeting of the
OKLAHOMA STATE REGENTS FOR HIGHER EDUCATION
October 17, 2013

AGENDA ITEM #16:

Executive Session.

SUBJECT: Possible vote to go into executive session pursuant to Title 25, Oklahoma Statutes, Section 307(B)(4), for confidential communications between a public body and its attorneys concerning pending investigations, claims or actions.

Meeting of the
OKLAHOMA STATE REGENTS FOR HIGHER EDUCATION
October 17, 2013

AGENDA ITEM #17-a (1):

Programs.

SUBJECT: Approval of institutional requests.

RECOMMENDATION:

It is recommended that the State Regents approve modifications to existing programs, as described below.

BACKGROUND:

Cameron University (CU)
6 degree program requirement changes
1 degree program option deletion

Western Oklahoma State College (WOSC)
1 degree program requirement change

POLICY ISSUES:

These actions are consistent with the State Regents' Academic Program Approval policy.

ANALYSIS:

CU – Master of Science in Behavioral Sciences (610)

Master of Education in Educational Leadership (670)

Master of Business Administration in Business Administration (630)

Master of Science in Organizational Leadership (635)

Master of Education in Education (650)

Degree program requirement changes

- Change retention policy for all graduate programs to remove the phrase “who has completed nine or more graduate credit hours at Cameron University.”
- Change the transfer policy for graduate programs to remove the phrase “provided they have not already been applied to another degree” and add “only coursework with a grade A or B is eligible for transfer.”
- The proposed change in the retention policy allows for better tracking of at-risk students and increases their chances of success by placing students on academic probation sooner.
- The proposed change in the transfer policy provides an opportunity for and encourages students who hold a graduate degree to pursue an additional graduate degree.
- The proposed change in the transfer policy also helps to insure student success and retention.
- No new courses will be added and no courses will be deleted.
- Total credit hours for the degree will not change.

- No funds are requested from the State Regents.

CU – Associate in Science in Interdisciplinary Studies (365)

Degree program option deletion

- Delete option “Pre-Baccalaureate Nursing.”
- There are currently 488 students enrolled in the option who will be given until Spring 2015 to complete their requirements or change to the recently approved Associate in Science in Allied Health Science program.
- The proposed deletion completes the process of transitioning students interested in nursing and other allied health science careers into an associate program better suited to prepare them for similar programs at four-year institutions.
- No courses will be deleted as they will be used in the new program.
- Total credit hours for the degree will not change.
- No funds are requested from the State Regents.

WOSC – Associate in Science in Business (065)

Degree program requirement changes

- Add BUSI 2213 as an alternative course to SPCH 1113.
- For the “Computer Information Systems” option:
 - Remove COSC from “Required Courses.”
- The proposed changes align the curriculum with similar programs at baccalaureate institutions.
- No new courses will be added and no courses will be deleted.
- Total credit hours for the degree will not change.
- No funds are requested from the State Regents.

Meeting of the
OKLAHOMA STATE REGENTS FOR HIGHER EDUCATION
October 17, 2013

AGENDA ITEM #17-a (2):

Programs.

SUBJECT: Ratification of approved institutional request to suspend a degree program.

RECOMMENDATION:

It is recommended that the State Regents ratify the approved institutional request to suspend an existing academic program, as described below.

BACKGROUND:

Eastern Oklahoma State College (EOSC) requested authorization to suspend the program listed below:

- Associate in Applied Science in Ammunition Management and Safety (078).

POLICY ISSUES:

Suspending programs is consistent with the State Regents' Academic Program Review policy. Institutions have three years to reinstate or delete suspended programs. Students may not be recruited or admitted into suspended programs. Additionally, suspended programs may not be listed in institutional catalogs.

ANALYSIS:

EOSC requested authorization to suspend the Associate in Applied Science in Ammunition Management and Safety (078)

- EOSC reports that this program was developed for ammunition interns at the Defense Ammunition Center located in McAlester. Due to the increase in defense cuts and the reduced demand for ammunition specialists, the need for interns has been eliminated.
- EOSC will reinstate or delete the program by October 30, 2016.

Authorization was granted by the Chancellor for the above request. State Regents' ratification is requested.

Meeting of the
OKLAHOMA STATE REGENTS FOR HIGHER EDUCATION
October 17, 2013

AGENDA ITEM #17-b:

Agency Operations.

SUBJECT: Ratification of Purchases.

RECOMMENDATION:

It is recommended that the State Regents ratify purchases in amounts in excess of \$25,000 but not in excess of \$100,000 between August 1, 2013 and September 19, 2013.

BACKGROUND:

Agency purchases are presented for State Regents' action. They relate to previous board action and the approved agency budgets.

POLICY ISSUES:

The recommended action is consistent with the State Regents' purchasing policy which provides for the Budget Committee's review of purchases in excess of \$25,000.

ANALYSIS:

For the time period between August 1, 2013 and September 19, 2013, there are 13 purchases in excess of \$25,000 but not in excess of \$100,000.

Purchases Between \$25,000.00 and \$99,999.99.

CORE

- 1) University of Oklahoma Printing Service in the amount of \$26,514.00 for printing of the Preparing for College brochures for 8th-12th grade. Preparing for College brochures are designed to encourage students in grades 8th-12th to begin early preparing and planning for college. (Funded from 210-CORE).
- 2) JoAnna Wall in the amount of \$36,775.00 for serving as the Single Mothers Academic Resources Team (SMART) Statewide Coordinator. The SMART Statewide Coordinator is funded from a grant received from the Women's Foundation of Oklahoma. (Funded from 210-CORE).
- 3) Renaissance Convention Center in the amount of \$30,381.30 for Governor Fallin's Science, Technology, Engineering and Mathematics' (STEM) Summit. The STEM Summit was funded by registration fees and donations from the Oklahoma Business Roundtable and the Department of Commerce. (Funded from 210-CORE).

OCAP

- 4) Blackboard Connect in the amount of \$45,000.00 for the annual subscription to communicate with current Oklahoma Promise students and potential Oklahoma Promise scholarship recipients who are in the application process. With more than 45,000 students in the Oklahoma Promise

system this is an efficient way to communicate and deliver important information on the program. (Funded from 701-OCAP).

OneNet

- 5) Dell Marketing in the amount of \$73,408.14 for six (6) PowerEdge servers. Three of the servers will provide OSRHE with virtual desktop and three of the servers will be used to provide OneNet with virtual servers in Tulsa for disaster recovery. (Funded from 718-OneNet).
- 6) True Digital in the amount of \$63,500.00 for monthly network security monitoring conducted 24/7/365 for security against suspicious and/or malicious activity on OSRHE network. (Funded from 718-OneNet).
- 7) Top Hand Tower in the amount of \$33,970.00 for system-wide replacement of all tower lights on all towers. Replacement of all tower lights was last performed in September 2007. (Funded from 718-OneNet).
- 8) CDW Computer Centers Incorporated in the amount of \$59,879.50 for RadDirect Intell Standalone equipment that will allow OneNet to provide multiple bandwidths for its customers. (Funded from 718-OneNet).
- 9) AT&T in the amount of \$34,214.40 for a dedicated consultant to serve as a subject matter expert related to telecommunications services. (Funded from 718-OneNet).

GEAR UP

- 10) ACT Incorporated in the amount of \$93,996.00 for Fall 2013 District Choice Testing Program. ACT to provide ACT test to all 11th grade students at the 24 GEAR UP school sites in Oklahoma. Testing date is October 1, 2013. (Funded from 730-GEAR UP).
- 11) Staplegun Design, Inc. in the amount of \$30,000.00 to develop and implement Oklahoma GEAR UP media campaign for November 2013 to promote the advantages and pathways to higher education for parents and students. (730-GEAR UP).
- 12) Embassy Suites Norman Hotel in the amount of \$55,854.30 for the OCAP/GEAR UP College Access Fall Conference. This conference brings together all members of the Oklahoma constituency including partnership grants as well as state personnel, partners and school districts for updated training and information for the continuation of GEAR UP grants. (Funding from 730-GEAR UP).

Multiple Funds

- 13) Software House International in the amount of \$46,974.25 for Software Assurance maintenance and licenses. The maintenance on the licenses provides upgrades for the Microsoft products. (Funded from 210-CORE, 718-OneNet and 730-GEAR UP).

Meeting of the
OKLAHOMA STATE REGENTS FOR HIGHER EDUCATION
October 17, 2013

AGENDA ITEM #17-c:

Posthumous Degrees.

SUBJECT: University of Central Oklahoma.

RECOMMENDATION:

It is recommended that the State Regents approve the awarding of a nonacademic degree as listed below:

BACKGROUND:

The University of Central Oklahoma made a request to award a Bachelor of Arts degree posthumously to Ms. Tina M. Iverson, who passed away suddenly. At the time of her death, Ms. Iverson had earned a total of 151 credit hours and maintained a grade point average of 3.56.

POLICY ISSUES:

This request is consistent with State Regents' policy which states such degrees are generally given to a student deceased in his/her last semester of study. The proposed diploma for the posthumous degree is attached for State Regents' ratification.

University of Central Oklahoma

Edmond



Oklahoma

Upon recommendation of the Faculty and by authority of the Oklahoma State Regents for Higher Education hereby posthumously confers upon

Tina Iverson

the degree

Baccalaureate of Arts

with all honors, rights and privileges appertaining thereto, in recognition of fulfillment of the requirements for this degree. In Witness Whereof, we have subscribed our names and affixed the seals of the Boards of Regents of Oklahoma

Jim Hand

 Secretary, Regents for Higher Education

John Manney

 Chancellor, Regents for Higher Education

Timothy

 President of the University



 President

Jerry Maddox

 Chairman, Regional University System of Oklahoma

Meeting of the
OKLAHOMA STATE REGENTS FOR HIGHER EDUCATION
October 17, 2013

AGENDA ITEM #18-a:

Programs.

SUBJECT: Current Status Report on Program Requests.

RECOMMENDATION:

This item is for information only.

BACKGROUND:

The Status Report on Program Requests tracks the status of all program requests received since July 1, 2013 as well as requests pending from the previous year.

POLICY ISSUES:

This report lists requests regarding degree programs as required by the State Regents' Academic Program Approval policy.

ANALYSIS:

The Status Report on Program Requests lists all program requests received by the State Regents and program actions taken by the State Regents within the current academic year (2013-2014).

The current status report contains the Current Degree Program Inventory and the following schedules:

1. Letters of Intent
2. Degree Program Requests Under Review
3. Approved New Program Requests
4. Requested Degree Program Deletions
5. Approved Degree Program Deletions
6. Requested Degree Program Name Changes
7. Approved Degree Program Name Changes
8. Requested Degree Designation Changes
9. Approved Degree Designation Changes
10. Cooperative Agreements
11. Suspended Programs
12. Reinstated Programs
13. Inventory Reconciliations
14. Net Reduction Table

Supplement available upon request.

Meeting of the
OKLAHOMA STATE REGENTS FOR HIGHER EDUCATION
October 17, 2013

AGENDA ITEM #18-b (1):

Annual Reports.

SUBJECT: Academic Policy Exceptions Quarterly Report.

RECOMMENDATION:

This item is for information only.

BACKGROUND:

At the May 1994 meeting, the State Regents delegated authority to the Chancellor to approve minor exceptions and clarifications to Oklahoma State Regents for Higher Education (OSRHE) policies that will not result in a broad scale circumvention of policy. All exceptions are requested by the president and supported by extenuating circumstances and are to be reported to the State Regents on a quarterly basis. This is the 56th report of exceptions to academic policy granted by the Chancellor.

POLICY ISSUES:

Five exceptions to OSRHE academic policies were granted by the Chancellor since the May 31, 2013 report.

ANALYSIS:

Rose State College (RSC)

August 14, 2013

An exception to the OSRHE Undergraduate Degree Requirements policy, which states that a minimum of 15 hours of resident credit applied toward the associate degree shall be taken at the awarding institution, exclusive of correspondence work and physical education courses, was granted to a RSC student. The exception allowed RSC to apply 7 credit hours from Oklahoma State University-Oklahoma City (OSU-OKC) to comprise the 15 hour resident credit minimum at RSC. The exception was based on the fact RSC and OSU-OKC have an articulation agreement regarding the police science option of the Associate in Science in Criminal Justice and recommendation of the president.

Tulsa Community College (TCC)

August 14, 2013

An exception to the OSRHE Institutional Admission and Retention policy, which states that a student who is academically suspended twice from the same institution may not return to the suspending school until the student has demonstrated the ability to succeed academically by raising his or her GPA to the retention standards by attending another institution, was granted to a TCC student. The exception allowed readmission of the student and was based on documentation of the student's commitment to

successfully completing his college degree, the recommendation of the TCC Academic Appeals Executive Council, and the president.

Western Oklahoma State College (WOSC)

May 20, 2013, August 23, 2013, and August 28, 2013

Three exceptions to the OSRHE Institutional Admission and Retention policy, which states off-campus high school concurrent enrollment courses be taught by regular faculty whose primary employment is as a faculty member at the institution delivering the course, were granted to WOSC to allow specified faculty to teach concurrent enrollment courses. Two of the policy exceptions allowed courses to be taught at the Southwest Technology Center and the Hobart Campus of Western Technology Center. Additionally, a third policy exception was granted to WOSC to allow a specified faculty member to teach a concurrent course online to both high school and traditional college students. These three exceptions were based on the fact that the instructors met the qualifications of a regular, full-time faculty member as approved by the department chair, dean of the college offering the course, and recommendation of the president.

Meeting of the
OKLAHOMA STATE REGENTS FOR HIGHER EDUCATION
October 17, 2013

AGENDA ITEM #18-b (2):

Annual Reports.

SUBJECT: Postsecondary Institutions Operating in Oklahoma: Summary of Accreditation Status.

RECOMMENDATION:

This item is for information only.

BACKGROUND:

State Regents' staff monitors the accreditation status of all institutions awarding college credit and degrees in Oklahoma. Out-of-state regionally or nationally accredited institutions that operate a physical site in Oklahoma annually report information to the State Regents regarding their accreditation status and education activity to the Chancellor. A summary of accredited institutions is provided annually to the State Regents.

It is not possible to monitor out-of-state institutions delivering courses and programs electronically to Oklahoma when no in-state physical site is used. Out-of-state institutions operating a physical site in Oklahoma via electronic technology are expected to follow the standards of "best practices" in distance learning as detailed in the Institutional Accreditation policy and procedures.

POLICY ISSUES:

Based on Oklahoma Statutes, the State Regents' Institutional Accreditation policy and procedures requires public and private institutions awarding college credit to maintain accreditation status through one of the following: 1) regional accreditation [one of six agencies recognized in the United States], 2) state accreditation through the Oklahoma State Regents for Higher Education (OSRHE), or 3) accreditation through a national agency recognized by the United States Department of Education.

The Institutional Accreditation policy requires nationally accredited institutions operating in Oklahoma to comply with Consumer Protection provisions by prominently disclosing 1) their accreditation status and 2) the transferability of courses in publications (transfer allowed on a course-by-course basis at the discretion of the receiving institution). Additionally, out-of-state institutions that are not regionally or nationally accredited must seek OSRHE accreditation and follow procedures outlined in the policy to operate in Oklahoma.

ANALYSIS:

A matrix outlining the accreditation status of postsecondary institutions operating in Oklahoma is attached. Currently, no institutions are accredited by the OSRHE. A summary for 2012-2013 of the 64 institutions operating in Oklahoma and the respective accreditation affiliation is provided below.

Institutions/Accreditation

- ❖ 27 Oklahoma public institutions are accredited through the Higher Learning Commission of the North Central Association of Colleges and Universities (HLC).
- ❖ 12 Oklahoma private independent not-for-profit institutions are accredited through the HLC.
- ❖ 1 out-of-state public institution has a physical location in Oklahoma and is accredited by HLC.
- ❖ 24 private independent not-for-profit and for-profit proprietary institutions have physical locations in Oklahoma:
 - ◆ 8 of the 24 are in-state private for-profit proprietary institutions operating in Oklahoma:
 - 4 are accredited through the Accrediting Commission of Career Schools and Colleges (ACCSC).
 - 3 are accredited through the Accrediting Commission for Independent Colleges and Schools (ACICS).
 - 1 is accredited through the Accrediting Bureau of Health Education Schools.
 - ◆ 5 of the 24 are out-of-state accredited private independent not-for-profit institutions operating in Oklahoma:
 - 3 are regionally accredited through the HLC.
 - 2 are accredited through the Southern Association of Colleges and Universities.
 - ◆ 9 of the 24 are out-of-state for-profit proprietary institutions operating in Oklahoma:
 - 1 is accredited by ACCSC.
 - 1 is accredited by ACICS and HLC.
 - 4 are accredited by the ACICS.
 - 3 are accredited by HLC.
 - ◆ 2 of the 24 are in-state private independent not-for-profit institutions operating in Oklahoma:
 - 1 is accredited by the Transnational Association of Christian Colleges and Schools.
 - 1 is accredited by the Association for Biblical Higher Education.

Proprietary Institution Data

Public and private/independent institutions report enrollment, degrees conferred and other data through the Unitized Data System; however, proprietary institution data is collected through a separate mechanism. The 2012-2013 report of degree programs, productivity, enrollment, and number of students receiving federal financial aid is summarized below (Career Point College did not report data for AY 2012-2013).

Programs Offered

	Certificate	Diploma	Associate	Baccalaureate	Master	Total
Private For-profit	8	59	111	66	22	266
Private Independent Not-for-profit	10	16	44	77	34	181
Out-of-State Public	0	0	0	1	0	1
						448

Credentials or Degrees Conferred

	Certificate	Diploma	Associate	Baccalaureate	Master	Total
Private For-profit	12	1,909	1,392	325	82	3,720
Private Independent Not-for-profit	2	76	68	84	41	271
Out-of-State Public	0	0	0	0	0	0
						3,991

Enrollment and Federal Financial Aid

	Unduplicated Headcount	Unduplicated Headcount of Students Receiving Federal Financial Aid	Percent of Students Receiving Federal Financial Aid
Private For-profit	13,723	12,543	91.40
Private Independent Not-for-profit	5,123	1,191	23.25
Out-of-State Public	10	10	100
Total	18,856	13,744	

Attachment

**ACCREDITATION STATUS OF
POSTSECONDARY INSTITUTIONS OPERATING IN OKLAHOMA**
(as of July 1, 2013)

ABHE:	Association for Biblical Higher Education	ATS:	Association of Theological Schools
ABHES:	Accrediting Bureau of Health Education Schools	HLC:	Higher Learning Commission of the North Central Association of Colleges and Schools
ACCSC:	Accrediting Commission of Career Schools and Colleges	SACS:	Southern Association of Colleges and Universities
ACICS:	Accrediting Council for Independent Colleges and Schools	TRACCS:	Transnational Association of Christian Colleges and Schools

IN-STATE PRIVATE INDEPENDENT INSTITUTIONS ACCREDITED BY HLC	LOCATION
All State System Institutions (including technical branches)	
Bacone College	Muskogee
Mid-America Christian University	Oklahoma City
Oklahoma Baptist University	Shawnee
Oklahoma Christian University	Oklahoma City
Oklahoma City University	Oklahoma City
Oklahoma Wesleyan University	Bartlesville
Oral Roberts University	Tulsa
Phillips Theological Seminary	Tulsa
Southern Nazarene University	Bethany
Southwestern Christian University	Oklahoma City
The University of Tulsa	Tulsa
St. Gregory's University	Shawnee

<p>OUT-OF-STATE ACCREDITED Institutions</p> <p>OPERATING PHYSICAL SITES IN OKLAHOMA</p>	<p>PROGRAMS</p>
<p>DeVry University (Illinois) Accreditation: Higher Learning Commission Location: Oklahoma City</p>	<p>Certificate Program: 3 Associate Programs: 2 Baccalaureate Programs: 8 Masters Programs: 7</p>
<p>Embry-Riddle Aeronautical University (Florida) Accreditation: Southern Association of Colleges and Universities Location: Oklahoma City</p>	<p>Certificate Programs: 4 Associate Programs: 2 Baccalaureate Programs: 4 Masters Programs: 3</p>
<p>Franklin University (Ohio) Accreditation: Higher Learning Commission Location: Poteau</p>	<p>Associate Programs: 6 Baccalaureate Programs: 9</p>
<p>ITT Technical Institute (Indiana) Accreditation: Accrediting Council for Independent Colleges and Schools Locations: Oklahoma City and Tulsa</p>	<p>Associate Programs: 12* Baccalaureate Programs: 8* *Cumulative programs for OKC and Tulsa locations.</p>
<p>National American University Accreditation: Higher Learning Commission Location: Tulsa</p>	<p>Diploma Programs: 1 Associate Programs: 13 Baccalaureate Programs: 21 Masters Programs: 3</p>
<p>Newman University (Kansas) Accreditation: Higher Learning Commission Location: Oklahoma City</p>	<p>Diploma Program: 1 Baccalaureate Programs: 1</p>
<p>Southwestern Baptist Theological Seminary (Texas) Accreditation: Southern Association of Colleges and Universities and Association of Theological Schools Location: Shawnee</p>	<p>Masters Programs: 3</p>
<p>Southwestern College (Kansas) Accreditation: Higher Learning Commission Location: Midwest City</p>	<p>Certificate Programs: 3 Baccalaureate Programs: 7 Masters Program: 1</p>
<p>University of Arkansas at Little Rock (Arkansas) Accreditation: Higher Learning Commission Location: Tulsa Community College, Tulsa</p>	<p>Baccalaureate Programs: 1</p>
<p>University of Phoenix (Arizona) Accreditation: Higher Learning Commission Locations: Oklahoma City and Tulsa</p>	<p>Associate Programs: 2* Baccalaureate Programs: 10* Masters Programs: 6* *Cumulative programs for OKC and Tulsa locations.</p>

INSTITUTIONS ACCREDITED BY NATIONAL ACCREDITING AGENCIES RECOGNIZED BY THE UNITED STATES DEPARTMENT OF EDUCATION	PROGRAMS
Brown Mackie College Accreditation: Accrediting Council for Independent Colleges and Schools Location: Tulsa	Diploma Programs: 1 Associate Programs: 16* Baccalaureate Programs: 4* *Cumulative programs for OKC and Tulsa locations.
Career Point Institute Accreditation: Accrediting Council for Independent Colleges and Schools Location: Tulsa	Diploma Programs: 11 Associate Programs: 6
Clary Sage College Accreditation: Accrediting Council for Independent Colleges and Schools Education Schools Location: Tulsa	Diploma Programs: 7 Associate Programs: 3
Community Care College Accreditation: Accrediting Council for Independent Colleges and Schools Location: Tulsa	Diploma Programs: 10 Associate Programs: 12
Family of Faith Bible College Accreditation: Association for Biblical Higher Education Location: Shawnee	Certificate Programs: 1 Baccalaureate Programs: 3
Heritage College Accreditation: Accrediting Bureau of Health Education Schools Location: Oklahoma City	Diploma Programs: 2 Associate Programs: 7
Hillsdale Free Will Baptist College Accreditation: Transnational Association of Christian Colleges and Schools Location: Moore	Certificate Program: 1 Associate Programs: 12 Baccalaureate Programs: 17 Masters Programs: 1
Oklahoma Health Academy Accreditation: Accrediting Commission of Career Schools and Colleges Location: Moore and Tulsa	Diploma Programs: 1
Oklahoma Technical College Accreditation: Accrediting Bureau of Health Education Schools Location: Tulsa	Diploma Programs: 8 Associate Programs: 6

INSTITUTIONS ACCREDITED BY NATIONAL ACCREDITING AGENCIES RECOGNIZED BY THE UNITED STATES DEPARTMENT OF EDUCATION	PROGRAMS
Platt College Accreditation: Accrediting Commission of Career Schools and Colleges Locations: Lawton, Norman, Oklahoma City and Tulsa	Diploma Programs: 19* Associate Programs: 11* Baccalaureate Programs: 4* *Cumulative programs for Lawton, Norman, OKC, and Tulsa locations.
Spartan College of Aeronautics and Technology Accreditation: Accrediting Commission of Career Schools and Colleges Location: Tulsa	Diploma Programs: 3 Associate Programs: 4 Baccalaureate Programs: 1
Tulsa Welding School Accreditation: Accreditation: Accrediting Commission of Career Schools and Colleges Location: Tulsa	Diploma Programs: 2 Associate Programs: 1
Vatterott College Accreditation: Accrediting Commission of Career Schools and Colleges Location: Oklahoma City and Tulsa	Diploma Programs: 6* Associate Programs: 18* *Cumulative programs for OKC and Tulsa locations.
Virginia College Accreditation: Accrediting Council for Independent Colleges and Schools Location: Tulsa	Certificate Programs: 5 Associate Programs: 4
Wright Career College Accreditation: Accrediting Council for Independent Colleges and Schools Location: Oklahoma City and Tulsa	Diploma Programs: 15* Associate Programs: 24* Baccalaureate: 6* *Cumulative programs for OKC and Tulsa locations.

Meeting of the
OKLAHOMA STATE REGENTS FOR HIGHER EDUCATION
October 17, 2013

AGENDA ITEM #18-b (3):

Deleted Item.

Meeting of the
OKLAHOMA STATE REGENTS FOR HIGHER EDUCATION
October 17, 2013

AGENDA ITEM #18-b (4):

Annual Reports.

SUBJECT: Salaries in the Oklahoma State System of Higher Education, 2012-2013 Faculty and Selected Administrative Positions.

RECOMMENDATION:

This is an information item recommended for the State Regents' acceptance.

BACKGROUND:

Colleges and universities in the State System provide annually aggregate salary and benefit data for faculty by rank and for selected administrative positions. This information is compiled and analyzed in an enclosed supplement and provides a valuable resource for college administrators, governing boards, the coordinating board, the Governor, and the Legislature for both immediate and long-range planning. An historical analysis of national faculty salary trends compared to Oklahoma is also included.

The average faculty salary for all full-time faculty equated to a 9-10 month contract basis in Oklahoma state-supported colleges and universities, excluding the constituent agencies, is \$64,977 for the year 2012-2013. This is an increase of \$623 or 1.0 percent above 2011-2012. The total number of full-time faculty in Oklahoma's 25 colleges and universities (not including constituent agencies) in 2012-2013 is 5,032, an increase of 28, or 0.6 percent, over 2011-2012. When the constituent agencies are included, the total for the system is 6,785, an increase of 210 or 2.3 percent above the previous year.

The 2012-2013 salaries range from a low of \$11,760 to a high of \$295,900 on a 9-10 month basis and from \$3,060 to \$372,300 for contracts on an 11-12 month basis. This data excludes salaries for deans and other administrative personnel.

The data shows that fringe benefits have slightly decreased by 0.7 percent for 9-10 month faculty and by 1.9 percent for 11-12 month contracts. The average benefit package for 9-10 month faculty is \$23,322 and \$30,305 for 11-12 month faculty. Institutions have made a focused effort to minimize increases in the benefits through changes in providers and benefit packages offered to their employees.

When compared to national salary averages, Oklahoma's salaries show a slight increase in relative averages in all tiers, 80.59 compared to 79.94% last year. The research universities average salary is 89.56 percent of the national average. Four-year universities are 86.24 percent of the national average and two-year colleges are at 78.01 percent of their national average.

Supplement

Meeting of the
OKLAHOMA STATE REGENTS FOR HIGHER EDUCATION
October 17, 2013

AGENDA ITEM #18-b (5):

Annual Reports.

SUBJECT: Preparing for College Mass Mailing.

RECOMMENDATION:

This item is for information only.

BACKGROUND:

In January 1999 the Oklahoma State Regents for Higher Education announced an aggressive plan to increase the proportion of Oklahomans holding a bachelor's degree from 20 to 28 percent by 2010 and the proportion of associate degree holders from 5 to 10 percent. Called Brain Gain, the plan was designed to move Oklahoma from the bottom to the top one-third of all states for its educational and economic performance. The State Regents are seeking to add more college degree holders to the state's population by focusing on three areas – increasing the proportion of Oklahomans who earn a college degree, keeping more Oklahoma graduates in the state and attracting college degree holders from outside the state.

Additionally, in 1997 the Citizens' Commission on the Future of Oklahoma Higher Education recommended that the State Regents expand efforts to explain the services Oklahoma higher education offers to Oklahoma and Oklahomans and the benefits the state and its citizens receive from those services.

For the 21st consecutive year, the Oklahoma State Regents for Higher Education, in a joint effort with the Oklahoma College Assistance Program (OCAP), undertook a mass mailing of publications designed to help 8th-12th grade students better prepare for college. Many of the materials include information that has been specifically requested by 8th-12th grade counselors through annual surveys.

POLICY ISSUES:

This initiative is consistent with recommendations made by the Citizens' Commission on the Future of Oklahoma Higher Education in October 1997 to better publicize higher education services and benefits.

ANALYSIS:

The 2013 mailing was handled in-house by the following staff volunteers:

Valarie Autry	Linda Cocklin	Cory Hoang	Emelia Ross
Leticia Barrios	Jarrold Cordova	Chelsea Hunt	Mindy Teszlewicz
Stephanie Beauchamp	Misti Estrada	Melissa Michie	Deena Thomas
Sharon Bourbeau	Penny Gandy	Bailee Milner	Goldie Thompson
Cindy Brown	Amy Goddard	Daquana Post	Lourdes Torres
Sylvia Bryant	Rhonda Goss	Adrienne Proffer	Sarah VanSant
Candice Campbell	Matt Higdon	Rebecca Richardson	Lisa Walker

Several staff members assisted with other aspects of the mailing, including printing, procurement of supplies, room reservations, room setup/cleanup, refreshments for volunteers and distribution.

Audrey Breen	Martha Ellington	D'Andre Malone	Pete Oram
Theresa Broughton	Bryce Gandy	Debra Mann	Kelly Rotko
Angela Caddell	Margie Humdy	Gene Mattingly	Tyson VanBuren
Vannessa Coon	Jan Madden	Glenda McDaniel	Jeremy Wright

As a result of the overwhelming support from staff members this year, the mailing was again accomplished in two and a half working days.

The following publications were distributed to head counselors at Oklahoma junior high and high schools in August 2013.

Eighth- Thru 10th-Grade Students... What's Your Plan for College? Oklahoma's Official Guide to Preparing for College

High School Juniors & Seniors... What's Your Plan for College? Oklahoma's Official Guide to Preparing for College

Nearly 232,000 brochures on preparing for college were distributed to head counselors at Oklahoma public and State Department of Education-accredited private schools for distribution to each 8th-12th grade student in their schools. This is the 11th year that separate, grade-specific brochures were produced. Approximately 146,300 brochures focusing on early academic and financial planning for college were distributed to 8th-10th grades, and approximately 85,700 brochures focusing on academic requirements and financial aid were sent to 11th-12th grades. The brochures were also sent statewide to home school organizations, libraries, educational organizations such as TRIO, Job Corps locations, and tribal and faith-based organizations. Online versions of both brochures are also available on the State Regents' and OCAP websites. The brochures are designed to inform students of the courses they must take in high school to be admitted to an Oklahoma state college or university. They also detail admission standards, placement score and financial aid information. In addition, they encourage students to call the State Regents' toll-free Student Information number or visit the www.OKcollegestart.org website for additional information. The brochures also feature a map of Oklahoma public colleges and universities with phone numbers and website addresses, as well as estimated college costs, hourly wage comparisons for various jobs, financial planning information and tips for choosing the right college. This is the 21st year these brochures have been produced.

Counselor's Resource Book: Oklahoma's Colleges and Universities

Approximately 560 copies of this publication were distributed to counselors at public and private high schools. At least one resource book was sent to each Oklahoma high school with 12th-grade students. Copies were also sent statewide to home school organizations, libraries, educational organizations such as TRIO, Job Corps locations, and tribal and faith-based organizations. In lieu of traditional binding, the resource books are three-hole punched for placement in a notebook so the information can be easily duplicated. Students, counselors, parents and others are also encouraged to access the online version on the State Regents' website. The resource book provides a short profile of each college and university in Oklahoma and includes information on preparing for college, concurrent enrollment, transfer, college costs and financial aid. In addition, it provides a glossary of college-related terms; publicizes the State Regents' toll-free Student Information number and the www.OKcollegestart.org website; and includes a section for international students, with information on English language requirements, costs, Oklahoma weather and culture, student populations and more. The resource book is produced in coordination with the Communicators Council. This is the 18th year it has been produced.

Are You Looking for Money? Paying for College with Grants, Scholarships, and Federal Loans

Approximately 500 copies of the “Are You Looking for Money?” publication were distributed to counselors at public and private high schools. Copies were also sent statewide to home school organizations, libraries, educational organizations such as TRIO, Job Corps locations, and tribal and faith-based organizations. Each Oklahoma high school with 12th-grade students received one copy of the booklet plus a bookmark with information on ordering additional materials. The booklet is designed to be a “one-stop” reference guide of information about grants, scholarships and federal education loans for students. The booklet is also available online on the State Regents’ and OCAP websites.

OKLAHOMA STATE REGENTS FOR HIGHER EDUCATION
655 Research Parkway, Oklahoma City

MINUTES

Seven Hundred Fifty-Second Meeting



September 5, 2013

OKLAHOMA STATE REGENTS FOR HIGHER EDUCATION
655 Research Parkway, Oklahoma City, Oklahoma

Minutes of the Seven Hundred Fifty-Second Meeting
September 5, 2013

CONTENTS

	Page
Announcement of filing of meeting and posting of the agenda.....	19341
Call to order.....	19341
Minutes of the previous meeting	19341
Reports.....	19341
New Programs	19342
Program Deletions	19342
Grants	19342
Policy.....	19343
ACT annual report.....	19343
E&G allocations	19344
Endowed chairs program	19344
EPSCoR.....	19344
Contracts and purchases	19345
Investments.....	19346
State Regents' meetings.....	19346
Commendations	19346
Executive session.....	19346
Consent docket	19346
Reports.....	19347
Report of the committees.....	19347
New business	19348
Announcement of next regular meeting.....	19348
Adjournment.....	19348

OKLAHOMA STATE REGENTS FOR HIGHER EDUCATION
Research Park, Oklahoma City

**Minutes of the Seven Hundred Fifty-Second Meeting
of the
Oklahoma State Regents for Higher Education
September 5, 2013**

1. **ANNOUNCEMENT OF FILING OF MEETING NOTICE AND POSTING OF THE AGENDA IN ACCORDANCE WITH THE OPEN MEETING ACT.** The Oklahoma State Regents for Higher Education held their regular meeting at 9 a.m. on Thursday, September 5, 2013, at the State Regents' offices in Oklahoma City, Oklahoma. Notice of the meeting had been filed with the Secretary of State on November 6, 2012. A copy of the agenda for the meeting had been posted in accordance with the Open Meeting Act.
2. **CALL TO ORDER.** Regent Harrel called the meeting to order and presided. Present for the meeting were State Regents Toney Stricklin, Jay Helm, Jody Parker, Ann Holloway, Ike Glass, Jimmy Harrel, Mike Turpen, and John Massey.
3. **MINUTES OF THE PREVIOUS MEETINGS.** Regent Massey made a motion, seconded by Regent Parker, to approve the minutes of the State Regents' Committee-of-the-Whole and the minutes of the State Regents' regular meeting on June 26, 2013, and June 27, 2013. Voting for the motion were Regents Helm, Parker, Holloway, Glass, Harrel, Turpen, Massey, and Stricklin. Voting against the motion were none.
4. **REPORTS.**
 - a. Report of the Chairman. Chairman Harrel thanked Regents for helping to make the meetings efficient and effective. He added that he was looking forward to a good year.
 - b. Report of the Chancellor. Chancellor Johnson provided Regents with a summary of engagements that he attended on behalf of the State Regents and advised Regents of several upcoming events. He reported on the success of Governor Mary Fallin's STEM Summit, held on August 20, 2013. He also advised Regents of the annual Regents Education Program conference, scheduled for September 26, 2013.

5. NEW PROGRAMS.

- a. Regent Parker made a motion, seconded by Regent Turpen, to approve the request from Cameron University to offer the Associate in Science in Allied Health Sciences. Voting for the motion were Regents Parker, Holloway, Glass, Harrel, Turpen, Massey, Stricklin, and Helm. Voting against the motion were none.
- b. Regent Massey made a motion, seconded by Regent Glass, to approve the request from East Central University to offer the Graduate Certificate in Human Resources – Addictions Counseling. Voting for the motion were Regents Holloway, Glass, Harrel, Turpen, Massey, Stricklin, Helm, and Parker. Voting against the motion were none.

6. PROGRAM DELETIONS. Regent Stricklin made a motion, seconded by Regent Parker, to approve the following institutional requests for program deletions:

- ♦ The University of Central Oklahoma requested to delete the Bachelor of Arts in Education in Social Studies Education.

Voting for the motion were Regents Glass, Harrel, Turpen, Massey, Stricklin, Helm, Parker, and Holloway. Voting against the motion were none.

7. GRANTS.

- a. Regent Stricklin made a motion, seconded by Regent Massey, to approve the grant of \$26,000 to support the Single Mothers Academic Resource Team (SMART). Voting for the motion were Regents Harrel, Turpen, Massey, Stricklin, Helm, Parker, Holloway and Glass. Voting against the motion were none.
- b. Regent Stricklin made a motion, seconded by Regent Massey, to accept FY2013 grant funds in the amount of \$693,111 from the Elementary and Secondary Education Act (ESEA), Improving Teacher Quality (ITQ), Title II, Part A allocation of state grant program funds from the U.S. Department of Education. Voting for the motion were Regents Turpen, Massey, Stricklin, Helm, Parker, Holloway, Glass, and Harrel. Voting against the motion were none.

- c. Regent Stricklin made a motion, seconded by Regent Massey, to approve the proposed Oklahoma Teacher Connection (OTC) budget of \$177,884 to fund Pre-Collegiate and Collegiate grant programs. Voting for the motion were Regents Massey, Stricklin, Helm, Parker, Holloway, Glass, Harrel, and Turpen.

8. POLICY.

- a. Chairman Harrel stated that the proposed permanent rule revisions for the Academic Scholars Program were for posting only.
- b. Chairman Harrel stated that the proposed permanent rule revisions for the Regional University Baccalaureate Scholarship Program were for posting only.
- c. Chairman Harrel stated that the proposed repeal of the State Regents' policy for the Renee Neuwald Memorial Scholarship was for posting only.
- d. Chairman Harrel stated that the proposed revision of State Regents' policy for the Council on Information Technology was for posting only.
- e. Chairman Harrel stated that the revisions to the State Regents' investment policy target asset allocation table were for posting only.
- f. Regent Stricklin made a motion, seconded by Regent Holloway, to approve the revocation of APA rules for the Robert S. Ker Conference Center. Voting for the motion were Regents Stricklin, Helm, Parker, Holloway, Glass, Harrel, Turpen, and Massey. Voting against the motion were none.

- 9. ACT ANNUAL REPORT.** Dr. Cindy Brown, Director of Student Preparation, provided Regents with an overview of the annual report on the ACT scores for the 2013 graduating class. She noted that Oklahoma's composite scores, reading scores, and science reasoning scores increased. She also noted that although mathematics scores remain the lowest for Oklahoma testers, the average remained at a high of 20.1. Regent Massey made a motion, seconded by Regent Turpen, to accept the ACT Annual Report. Voting for the motion were Regents Helm, Parker, Holloway, Glass, Harrel, Turpen, Massey, and Stricklin. Voting against the motion were none.

10. E&G ALLOCATION.

- a. Regent Stricklin made a motion, seconded by Regent Glass, to approve the revised operating budget submitted by Redlands Community College for FY2014, which

addresses the items outlined in the conditional approval issued in the June 27, 1013 meeting. Voting for the motion were Regents Parker, Holloway, Glass, Harrel, Turpen, Massey, Stricklin, and Helm. Voting against the motion were none.

- b. Regent Turpen made a motion, seconded by Regent Massey, to approve the allocation of \$1,116,929.88 each to the Oklahoma State University Center for Health Sciences and the University of Oklahoma Health Sciences Center from revenue collected from the taxes placed on the sale of cigarettes and tobacco products. Voting for the motion were Regents Holloway, Glass, Harrel, Turpen, Massey, Stricklin, Helm, and Parker. Voting against the motion were none.

11. **ENDOWED CHAIRS PROGRAM.** Regent Turpen made a motion, seconded by Regent Massey, to approve a substitute account at the request of Oklahoma State University, which will replace the match of one of the professorships previously approved in duplication. Voting for the motion were Regents Glass, Harrel, Turpen, Massey, Stricklin, Helm, Parker, and Holloway. Voting against the motion were none.

12. **EPSCoR.**

- a. Regent Turpen made a motion, seconded by Regent Massey, to approve EPSCoR matching funds in the amount of \$213,000 to the University of Oklahoma for NASA EPSCoR projects. Voting for the motion were Regents Harrel, Turpen, Massey, Stricklin, Helm, Parker, Holloway, and Glass. Voting against the motion were none.
- b. Regent Turpen made a motion, seconded by Regent Massey, to ratify the FY2014 contract between the Board of Regents of the University of Oklahoma and the Oklahoma State Regents for Higher Education for facilities leased effective July 1, 2013. Voting for the motion were Regents Turpen, Massy, Stricklin, Helm, Parker, Holloway, Glass, and Harrel. Voting against the motion were none.
- c. Regent Turpen made a motion, seconded by Regent Massey, to approve the allocation of \$500,000 to participating universities for year five of the National Institutes of Health

INBRE grant award and a one-time allocation of \$100,000 to Oklahoma State University for the National Institutes of Health COBRE grant entitled “Oklahoma Center for Respiratory and Infectious Diseases”. Voting for the motion were Regents Massey, Stricklin, Helm, Parker, Holloway, Glass, Harrel, and Turpen. Voting against the motion were none.

13. CONTRACTS AND PURCHASES.

a. Regent Turpen made a motion, seconded by Regent Stricklin, to approve the following purchases for amounts in excess of \$100,000:

- Xerox Corporation in the amount of \$102,147 for FY2014 lease and maintenance of two production printers for OSRHE Central Services print shop
- Juniper in the amount of \$1,200,000 for Juniper networking equipment to provide additional ports and optics to connect new customers and upgrade existing customers
- An amount of \$250,000 to purchase Content Filtering Software to add a new service that can be offered to K-12 and library customers requiring the use of Content Filtering as a result of federal mandate.

Voting for the motion were Regents Stricklin, Helm, Parker, Holloway, Glass, Harrel, Turpen, and Massey. Voting against the motion were none.

b. Regent Turpen made a motion, seconded by Regent Stricklin, to ratify the Letter of Agreement between Battelle for Kids and Oklahoma GEAR UP to provide the phase two system of supports and professional development for school leadership regarding student academic growth measures and classroom improvement. Voting for the motion were Regents Helm, Parker, Holloway, Glass, Harrel, Turpen, Massey, and Stricklin. Voting against the motion were none.

14. INVESTMENTS. Regent Parker made a motion, seconded by Regent Massey, to approve new investment managers Great Hill Equity Partners V and Lime Rock Resources III and the

allocation of funds for the endowment trust fund. Voting for the motion were Regents Parker, Holloway, Glass, Harrel, Turpen, Massey, Stricklin, and Helm. Voting against the motion were none.

15. **STATE REGENTS' MEETINGS.** Regent Massey made a motion, seconded by Regent Glass, to approve the 2014 schedule of regular meetings for filing with the Office of the Secretary of State. Voting for the motion were Regents Holloway, Glass, Harrel, Turpen, Massey, Stricklin, Helm, and Parker. Voting against the motion were none.
16. **COMMENDATIONS.** Regent Glass made a motion, seconded by Regent Parker, to recognize State Regents' staff for service and recognitions on state and national projects. Those being recognized included Dr. Debbie Blanke, Dr. Linda Mason, Ms. Melissa Michie, Ms. Deena Thomas, Mr. Von Royal, Ms. Sonja Wall, Mr. James Deaton, Mr. Robert Nordmark, Mr. Randy Crosby, Mr. Ken Ferguson, Ms. April Goode, Mr. Saeed Sarani, and Ms. Goldie Thompson. Voting for the motion were Regents Glass, Harrel, Turpen, Massey, Stricklin, Helm, Parker, and Holloway. Voting against the motion were none.
17. **EXECUTIVE SESSION.** Mr. Robert Anthony, General Counsel for the Oklahoma State Regents for Higher Education, advised Regents that there was not a need to go into executive session.
18. **CONSENT DOCKET.** Regent Massey made a motion, seconded by Regent Holloway, to approve the following consent docket items.
 - a. Programs.
 - (1) Program Modifications. Approval of institutional requests.
 - (2) Suspensions. Ratification of institutional requests.
 - b. Electronic Media.
 - (1) Approval of Northern Oklahoma College's requests to offer the existing Associate in Science in Arts and Sciences and the Associate in Science in Business Administration via electronic media.

- (2) Approval of the University of Central Oklahoma's request to offer the existing Bachelor of Science in General Studies via electronic media.

Voting for the motion were Harrel, Turpen, Massey, Stricklin, Helm, Parker, Holloway, and Glass. Voting against the motion were none.

19. REPORTS. Regent Massey made a motion, seconded by Regent Parker, to approve the following reports:

- a. Programs. Status report on program requests.
- b. Annual Reports.
 - (1) Annual Report on Program Requests.
 - (2) Annual Institutional Self-Report on Grants Obtained.
 - (3) Tuition and Fees Rate Book, FY2014.
 - (4) Student Cost Survey, FY2014.
 - (5) Cash Flow Reserve Report for FY2014.
 - (6) Annual Regents Education Program Report.

Voting for the motion were Regents Turpen, Massey, Stricklin, Helm, Parker, Holloway, Glass, and Harrel. Voting against the motion were none.

20. REPORT OF THE COMMITTEES.

- a. Academic Affairs and Social Justice and Student Services Committees. The Academic Affairs and Social Justice and Student Services Committees had no additional action items.
- b. Budget and Audit Committee. The Budget and Audit Committee had no additional items for Regents' action.
- c. Strategic Planning and Personnel and Technology Committee. The Strategic Planning and Personnel and Technology Committee had no additional action items.
- d. Investment Committee. The Investment Committee had no additional items for Regents' action.

21. **NEW BUSINESS.** No new business was brought before the Regents.
22. **ANNOUNCEMENT OF NEXT REGULAR MEETING.** Regent Harrel announced that the State Regents' next regular meetings would be held on Wednesday, October 16, 2013 at 10:30 a.m. and Thursday, October 17, 2013, at 9 a.m. at the State Regents offices in Oklahoma City, Oklahoma.
23. **ADJOURNMENT.** With no additional items to address, the meeting was adjourned.

ATTEST:

James D. Harrel, Chairman

John Massey, Secretary

OKLAHOMA STATE REGENTS FOR HIGHER EDUCATION

Research Park, Oklahoma City

**MINUTES OF THE
COMMITTEE-OF-THE-WHOLE
Wednesday, September 4, 2013**

1. **ANNOUNCEMENT OF FILING OF MEETING NOTICE AND POSTING OF THE AGENDA IN ACCORDANCE WITH THE OPEN MEETING ACT.** The Committee-of-the-Whole met at 10:30 a.m. on Wednesday, September 4, 2013, in the Regents Conference Room at the State Regents' offices in Oklahoma City, Oklahoma. Notice of the meeting was filed with the Secretary of State on November 6, 2012. A copy of the agenda had been posted as required by the Open Meeting Act.
2. **CALL TO ORDER.** Participating in the meeting were Regents Toney Stricklin, Jay Helm, Ann Holloway, Ike Glass, Jimmy Harrel, Mike Turpen, and John Massey. Regent Harrel called the meeting to order and presided.
3. **COMPLETE COLLEGE AMERICA.** Ms. Dominique Raymond, Vice President of Alliance State Relations for Complete College America, provided Regents with an update on the national Complete College America initiative. Currently 34 states are included in the Complete College America Alliance of States. She stressed the elements of a successful college completion goal and added that Oklahoma is currently including all of those elements in its Complete College America initiative. Chancellor Glen D. Johnson shared that in the first year of the initiative, Oklahoma exceeded its goal of 1,700 additional degrees by awarding 2,945 new degrees and certificates. Mr. Tony Hutchison, Vice Chancellor for Strategic Planning and Analysis and Economic and Workforce Development, explained that each campus in Oklahoma was assigned a specific goal for the Complete College America initiative and that these goals and other CCA metrics had been incorporated into the higher education funding formula.

Regent Stricklin asked about the ongoing public belief that there are no jobs for college degree holders and that the marketplace instead is looking for skilled technical workers. Ms. Raymond responded that Complete College America includes those with one-year certificates or above. She also stressed that the degrees must be tailored to match the needs of the local businesses and manufacturers.

Regent Turpen asked about the impact of student debt on college completion initiatives. Ms. Raymond responded that financial aid incentives could be included in the initiatives.

Chairman Harrel thanked Ms. Raymond for her presentation. He added that the needs of the workforce are constantly changing and that higher education must remain active in order to meet those needs.

4. **OKLAHOMA COLLEGE ASSISTANCE PROGRAM.** Mr. Rick Edington, Executive Director of the Oklahoma College Assistance Program (OCAP), provided Regents with an update on student loan issues. He discussed changes to the structure of student loans based on the FY2014 federal budget and the Bipartisan Student Loan Certainty Act.
5. **BUDGET REPORT.** Ms. Amanda Paliotta, Vice Chancellor for Budget and Finance, Information Technology, Telecommunications, and OneNet, provided Regents with an update on

the FY2015 budget outlook. She advised Regents that based on collections through the end of FY2013, that revenue had increased over the prior year by approximately \$40 billion. She noted, however, that the Rainy Day fund deposit of \$2.7 million for FY2013 was the lowest in three years. Current budget estimates would be based only on July collections. Vice Chancellor Paliotta reminded Regents that the most robust report of revenue would be available following the December meeting of the Equalization Board.

Vice Chancellor Paliotta also provided Regents with an overview of the budget process and timeline. Institutions will receive their budget needs forms for FY2015 in mid-September and will have 3-4 weeks to complete and submit to the State Regents' office. The State Regents will take action on the FY2015 budget request at their special meeting on Thursday, November 7, 2013.

6. **CONGRESSIONAL VISIT.** Chairman Harrel welcomed Oklahoma Congressman James Lankford and asked him to address the Regents. Congressman Lankford thanked Regents for their service to Oklahoma and discussed the impact of higher education on the state and national economy. He also discussed issues relating to student loans and No Child Left Behind. Finally, Congressman Lankford discussed the current issue with Syria, stating that there were no good solutions.
7. **EXECUTIVE SESSION.** Regent Massey made a motion, seconded by Regent Glass, to go into executive session for confidential communications with attorneys concerning pending investigations, claims, or actions. Voting for the motion were Regents Helm, Holloway, Glass, Harrel, Turpen, Massey, and Stricklin. Voting against the motion were none.

Following executive session discussions, Regents returned to open session.

8. **INSTITUTIONAL UPDATES.**

- a. University of Science and Arts of Oklahoma. Chairman Harrel welcomed President John Feaver, University of Science and Arts of Oklahoma (USAO), and asked him to provide an update on the institution's Mission Enhancement Plan (MEP). President Feaver discussed the history of the university and its unique mission as the state's only public liberal arts university. Over the past several years, USAO has increased admissions standards and is now on par with the University of Oklahoma and Oklahoma State University.

President Feaver discussed the discrepancy in the public's perception of USAO as a regional university, rather than a public liberal arts university, and asked for State Regents' help in resolving the issue, noting that the institution does not have the marking power to change public perception across the state. Chancellor Johnson responded that the State Regents have shown continuing support for USAO through the allocation of additional funds toward the Mission Enhancement Plan and through the re-designation of USAO as the state's public liberal arts university on all published materials. Regent Stricklin asked President Feaver to develop a detailed proposal to bring to Regents including specific ways in which the State Regents' might help to differentiate USAO as the state's public liberal arts university.

- b. Redlands Community College. Chairman Harrel welcomed Interim President Jack Bryant, Redlands Community College (RCC), and asked him to provide Regents with an update on the institution's revised FY2014 budget. Interim President Bryant reported that the revised budget will show that RCC has paid approximately 70 percent of outstanding

debts and has plans to pay the remainder by the end of the calendar year. He added that this was achieved through focused cost cutting and by working with the school's largest creditors to set up payment plans. Regents thanked Interim President Bryant for the outstanding work he and his staff achieved over the summer.

9. TASKFORCE REPORTS.

- a. Online Education Task Force. Dr. Blake Sonobe, Vice Chancellor for Academic Affairs, provided Regents with an update on the State Regents' Online Education Task Force. He reported that the Policy Audit subcommittee had completed its review of policies and found no barriers to a future Online Education initiative. Other items still under discussion by the Policy Audit subcommittee include tuition and fees, admissions standards, course load limits, and intellectual property policies. Dr. Sonobe reported that the E-Core subcommittee continues discussions regarding course quality and academic integrity. He added that faculty training was also discussed, with the subcommittee determining that it should training for those faculty teaching online should be mandatory.
- b. Safety and Security Task Force. Ms. Angela Caddell, Interim Director of Communications, provided Regents with an update of the work of the State Regents' Safety and Security Task Force. She reported that the task force had organized into three workgroups: campus best practices; issue monitoring and advocacy research; and training and plan development. Each workgroup has established chairs and vice chairs and will meet on their respective topics throughout the year.

10. LEGISLATIVE UPDATE. Ms. Hollye Hunt, Associate Vice Chancellor for Legislative Affairs, provided Regents with an update on the approved interim studies.

11. STEM UPDATE. Chancellor Johnson provided Regents with a report of Governor Mary Fallin's STEM Summit, held on Tuesday, August 20, 2013. Over 300 individuals attended, representing business and industry, higher education, and career technology. The summit included two separate panel discussions from business and industry leaders and a panel discussion from education leaders. Mr. Norm Augustine, former CEO of Lockheed-Martin, provided the luncheon address. Chancellor Johnson noted that Mr. Augustine's address detailed the importance of higher education in the growth of STEM industries.

12. "BEST OF HIGHER EDUCATION" REPORT. Regents received the May 2013 update on institutional activities.

13. ADJOURNMENT. With no other items to discuss, the meeting was adjourned.

ATTEST:

James D. Harrel, Chairman

John Massey, Secretary