



OKLAHOMA STATE REGENTS
FOR HIGHER EDUCATION

Improving our future by degrees

Agenda

October 16, 2014

NOTE

This document contains recommendations and reports to the State Regents regarding items on the October 16, 2014 regular meeting agenda. For additional information, please call 405-225-9116 or to get this document electronically go to www.okhighered.org State System.

Materials and recommendations contained in this agenda are tentative and unofficial prior to State Regents' approval or acceptance on October 16, 2014.

OKLAHOMA STATE REGENTS FOR HIGHER EDUCATION
655 Research Parkway, Oklahoma City

A G E N D A

Thursday, October 16, 2014 – 9 a.m.
State Regents' Conference Room
655 Research Parkway, Suite 200, Oklahoma City
Chairman Michael C. Turpen, Presiding

1. **Announcement of filing of meeting notice and posting of the agenda in accordance with the Open Meeting Act.**
2. **Call to Order.** Roll call and announcement of quorum.
3. **Minutes of Previous Meetings.** Approval of minutes.
4. **Report of the Chairman.** (No Action, No Discussion).
5. **Report of Chancellor.** (No Action, No Discussion).

ACADEMIC

6. **New Programs.**
 - a. University of Oklahoma. Approval to offer the Graduate Certificate in Applied Behavior Analysis. Page 1.
 - b. Northeastern State University. Approval to offer the Master of Science in Physician Assistant Studies, the Master of Science in Education in Special Education – Autism Spectrum Disorders, and the Bachelor of Science in Nutritional Sciences. Page 7.
 - c. Southeastern Oklahoma State University. Approval to offer the Master of Science in Native American Leadership. Page 25.
 - d. Rogers State University. Approval to offer the Bachelor of General Studies in General Studies. Page 33.
 - e. Connors State College. Approval to offer the Certificate in Certified Nursing Assistant and the Certificate in Licensed Practical Nurse. Page 43.
 - f. Oklahoma State University-Oklahoma City. Approval to offer the Certificate in Electronic Engineering Technology. Page 51.
7. **Program Deletions.** Approval of institutional requests for program deletions. Page 55.

8. **Oklahoma's Promise.** Approval of official funding estimate. Page 57.
9. **Priority Academic Student Skills (PASS).** Consideration of college and career readiness. Page 65.

FISCAL

10. **Policy.**
 - a. Approval of Tuition and Fee Policy. Page 67.
 - b. Administrative Rule Change. Approval of the Notice of Rulemaking Intent with the Office of Administrative Rules of the proposed permanent rule revision to the Regents Purchasing Policy. Page 69.
11. **Revenue Bonds.** Review and approval for transmittal to Attorney General the University of Oklahoma's Statement of Essential Facts for 2015A/B Bond Issuance. Page 71.
12. **Endowment.** Approval of June 30, 2014 market values, distribution schedules and reports. Page 73.
13. **Grant.** Acceptance of the College Access Challenge Grant for 2014-2015. Page 93.
14. **Contracts and Purchases.** Approval of purchases over \$100,000. Page 97.
15. **Deleted Item.** Page 99.
16. **Investment.** Approval of new investment managers. Page 101.

EXECUTIVE

17. **Commendations.** Recognition of State Regents' staff for service and recognitions on state and national projects. Page 103.
18. **Executive Session.** Page 107.
 - a. Possible discussion and vote to enter into executive session pursuant to Title 25, Oklahoma Statutes, Section 307(B)(4) for confidential communications between the board and its attorneys concerning a pending investigation, claim, or action if the board's attorney determines that disclosure will seriously impair the ability of the board to process the claim or conduct a pending investigation, litigation, or proceeding in the public interest.
 - b. Enter into executive session.
 - c. Open session resumes.
 - d. Vote to exit executive session.

19. **Personnel.** Discussion and possible action regarding the positions of Executive Director of the Oklahoma College Assistance Program and the Director of Strategic Planning and Communications. Page 109.
20. **Supplemental Post Employment Insurance.** Approval of the Supplemental Post Employment Insurance Benefit. Page 115.

CONSENT DOCKET

21. **Consent Docket.** Approval/ratification of the following routine requests which are consistent with State Regents' policies and procedures or previous actions.
 - a. Programs. Program Modifications. Approval of institutional requests. Page 125.
 - b. Electronic Media. Approval of the University of Oklahoma's request to offer the existing Master of Science in Natural Gas Engineering and Management in Natural Gas Engineering and Management via electronic media. Page 127.
 - c. Agency Operations. Ratification of purchases over \$25,000. Page 129.
 - d. Resolution. Approval of a resolution honoring retiring staff. Page 130.1.
22. **Reports.** Acceptance of reports listed.
 - a. Programs. Status report on program requests. (Supplement) Page 131.
23. **Report of the Committees.** (No Action, No Discussion).
 - a. Academic Affairs and Social Justice and Student Services Committees.
 - b. Budget and Audit Committee.
 - c. Strategic Planning and Personnel Committee and Technology Committee.
 - d. Investment Committee.
24. **Announcement of Next Regular Meeting** — The next regular meetings are scheduled to be held on Thursday, November 6, 2014 at 10:30 a.m., Wednesday, December 3, 2014 at 10:30 a.m. and Thursday, December 4, 2014 at 9 a.m. in Oklahoma City.
25. **Adjournment.**

Meeting of the
OKLAHOMA STATE REGENTS FOR HIGHER EDUCATION
October 16, 2014

AGENDA ITEM #6-a:

New Programs.

SUBJECT: University of Oklahoma. Approval to offer the Graduate Certificate in Applied Behavior Analysis.

RECOMMENDATION:

It is recommended that the State Regents approve the Graduate Certificate in Applied Behavior Analysis, with the stipulation that continuation of the program will depend upon meeting the criteria established by the institution and approved by the State Regents, as described below.

- **Graduate Certificate in Applied Behavior Analysis.** Continuation beyond Fall 2019 will depend upon meeting the following criteria:
Majors enrolled: a minimum of 4 students in Fall 2018; and
Graduates: a minimum of 3 students in 2018-2019.

BACKGROUND:

Academic Plan

The University of Oklahoma's (OU) 2013-2014 Academic Plan lists the following institutional priorities and new funding initiatives:

- Continue aggressive recruitment of large freshmen classes and improve the processing of graduate student applicants for admission. We are in our first year of implementing the Common Application for undergraduates and in the first year of implementing the College-Net software for processing applications for graduate students.
- Continue an intense focus on undergraduate retention and graduate rates by 1) utilizing data from holistic admissions to provide early invention/mentoring/tutoring for students whose profiles suggest they will profit from aggressive intervention, 2) increase the coordination of undergraduate academic advising across campus, and 3) enhance course offerings during summer session. Additionally, we will continue to work to get undergraduate students taking 30 or more hours per year via the flat rate tuition policy to get them on a 4/5 year timeline to degree completion.
- Continue to manage undergraduate course offerings to adequately meet student needs for courses by requiring course sections to be close to fully enrolled and by adding sections (or increasing course size) as needed to meet student demand by utilizing qualified instructors, lecturers, and other adjunct instructors.

APRA Implementation

In August 1991, the State Regents launched the Academic Planning/Resource Allocation (APRA) initiative, which was based on the principle that institutional officials would prioritize their programs and activities, and then fund higher priority activities at levels that ensured quality. In times of flat or declining budgets or financial constraints, institutions are expected to reallocate resources from lower priority activities to higher priority activities, rather than reducing quality by funding lower priority activities at the same rate as higher priority activities.

Since 1992, OU has taken the following program actions in response to APRA:

85	Degree and/or certificate programs deleted
76	Degree and/or certificate programs added

Program Review

OU offers 266 degree and/or certificate programs as follows:

13	Certificates
0	Associate of Arts or Sciences Degrees
0	Associate of Applied Science Degrees
114	Baccalaureate Degrees
85	Master’s Degrees
54	Doctoral Degrees
0	First Professional Degrees

All of these programs were reviewed in the past five years with the exception of those programs with specialty accreditation. Programs with specialty accreditation are aligned with OU’s program review schedule as appropriate. Thus, if a professional program received a ten-year accreditation, it would not be reviewed for ten years, which is an approved exception to State Regents’ policy.

Program Development Process

OU’s faculty developed the proposal, which was reviewed and approved by institutional officials. OU’s governing board approved delivery of the Graduate Certificate in Applied Behavior Analysis at the March 27, 2014 meeting. OU requests authorization to offer this certificate as outlined below.

POLICY ISSUES:

This action is consistent with the Academic Program Approval policy.

ANALYSIS:

Graduate Certificate in Applied Behavior Analysis

Program purpose. The purpose of the proposed graduate certificate is to provide students with the knowledge and skills necessary to become a Board Certified Behavior Analyst (BCBA).

Program rationale and background. Student behavior management issues are a major problem in today’s classrooms. These difficulties can be magnified when students have additional challenges, such as disabilities. There has become such a demand for individuals knowledgeable in behavior analysis that the BCBA was created in 1998 to codify and strengthen courses of study in behavior analysis. OU’s Department of Educational Psychology has been offering the course work needed to become a Board

Certified Behavior Analyst. The proposed graduate certificate, which can be completed as a stand-alone certificate or included in a special education master’s or doctoral program, will provide students with a transcriptable credential that officially signifies they have completed the appropriate course work needed to become board certified.

Employment opportunities. Today, many agencies that provide services to youth and adults with disabilities, including schools and other educational entities, employ individuals certified in behavioral analysis work as part of their educational team. However, according to the Oklahoma Autism Network, Oklahoma has a major shortage in certified behavior analysts. The proposed graduate certificate alone will not directly lead to employment. Rather the intent of the graduate certificate is to serve as an added credential for those individuals with the appropriate educational background and already working in related fields, such as education or social services. OU is confident that completing the graduate certificate will benefit those students working in the field.

Student demand. The proposed graduate certificate is expected to meet the enrollment and graduate standards by the established deadline prior to final approval by the State Regents as shown in the following table.

Productivity Category	Criteria	Deadline
Minimum Enrollment of majors in the program	4	Fall 2018
Minimum Graduates from the program	3	2018-2019

Duplication and impact on existing programs. There are no Graduate Certificate in Applied Behavior Analysis programs offered in Oklahoma. A system wide letter of intent was communicated by email April 8, 2014. The University of Central Oklahoma (UCO) requested a copy of the proposal, which was sent via email May 2, 2014. UCO submitted a letter of protest citing concerns of market saturation. OU responded to UCO’s concern indicating that the courses were already offered at OU, meet the standards for BCBA certification, and would provide students with an official and transcriptable credential that was more apparent to employers. In response to the information provided by OU, UCO withdrew their protest. Based on all information available and anticipated workforce need, approval will not constitute unnecessary duplication.

Curriculum. The proposed graduate certificate program will consist of 18 total credit hours as shown in the following table. No new courses will be added and the curriculum is detailed in the attachment (Attachment A).

Content Area	Credit Hours
Core Courses	15
Guided Elective	3
Total	18

Faculty and staff. Existing faculty will teach the proposed graduate certificate program.

Support services. The library, facilities, and equipment are adequate for this certificate program.

Financing. The proposed graduate certificate will be offered on a self-supporting basis and the current tuition and fee structure will be sufficient to adequately fund the program. No additional funding is requested from the State Regents to support the program.

Program resource requirements. Program resource requirements for the Graduate Certificate in Applied Behavior Analysis are shown in the following tables.

A. Funding Sources	Year of Program				
	1st Year	2nd Year	3rd Year	4th Year	5th Year
Total Resources Available from Federal Sources	\$0	\$0	\$0	\$0	\$0
Total Resources Available from Other Non-State Sources	\$0	\$0	\$0	\$0	\$0
Existing State Resources	\$0	\$0	\$0	\$0	\$0
State Resources Available through Internal Allocation and Reallocation	\$0	\$0	\$0	\$0	\$0
Student Tuition	\$11,370	\$11,370	\$22,740	\$22,740	\$22,740
<i>Narrative/Explanation: Tuition was calculated based on students completing 9 credit hours per academic year.</i>					
TOTAL	\$11,370	\$11,370	\$22,740	\$22,740	\$22,740

B. Breakdown of Budget Expenses/Requirements	Year of Program				
	1st Year	2nd Year	3rd Year	4th Year	5th Year
Administrative/Other Professional Staff	\$750	\$750	\$750	\$750	\$750
<i>Narrative/Explanation: The costs for administrative/professional staff reflect 3 percent of the salary needed to support the proposed graduate certificate.</i>					
Faculty	\$9,750	\$9,750	\$9,750	\$9,750	\$9,750
<i>Narrative/Explanation: The costs for faculty reflect 15 percent of the salary needed to teach new students the proposed graduate certificate.</i>					
Graduate Assistants	\$0	\$0	\$0	\$0	\$0
Student Employees	\$0	\$0	\$0	\$0	\$0
Equipment and Instructional Materials	\$0	\$0	\$0	\$0	\$0
Library	\$0	\$0	\$0	\$0	\$0
Contractual Services	\$0	\$0	\$0	\$0	\$0
Other Support Services	\$0	\$0	\$0	\$0	\$0
Commodities	\$0	\$0	\$0	\$0	\$0
Printing	\$50	\$50	\$50	\$50	\$50
<i>Narrative/Explanation The amounts above are budgeted for potential advertising costs.</i>					
Telecommunications	\$0	\$0	\$0	\$0	\$0
Travel	\$0	\$0	\$0	\$0	\$0

Awards and Grants	\$0	\$0	\$0	\$0	\$0
TOTAL	\$10,550	\$10,550	\$10,550	\$10,550	\$10,550
Attachment					

**UNIVERSITY OF OKLAHOMA
GRADUATE CERTIFICATE IN APPLIED BEHAVIOR ANALYSIS**

Degree Requirements	Credit Hours
Core Courses	15
EDSP 5143 Applied Behavior Analysis in School Settings	3
EDSP 6023 Small-n Research Designs	3
RS 6213 Applied Behavior Analysis II	3
RS 6283 Ethical and Professional Conduct of Behavior Analysts	3
RS 6293 Applied Behavior Analysis III	3
Guided Elective	3
Select one of the following	
EDSP 4093 Individual Behavior Supports	3
EDSP 5063 Issues and Strategies in Functional Curriculum	3
Total	18

Meeting of the
OKLAHOMA STATE REGENTS FOR HIGHER EDUCATION
October 16, 2014

AGENDA ITEM #6-b:

New Programs.

SUBJECT: Northeastern State University. Approval to offer the Master of Science in Physician Assistant Studies, the Master of Science in Education in Special Education – Autism Spectrum Disorders, and the Bachelor of Science in Nutritional Sciences.

RECOMMENDATION:

It is recommended that the State Regents approve Northeastern State University's requests to offer the Master of Science in Physician Assistant Studies on the Muskogee campus, the Master of Science in Education in Special Education – Autism Spectrum Disorders, both traditionally and electronically, and the Bachelor of Science in Nutritional Sciences with options in Dietetics and Allied Health, with the stipulation that continuation of the programs will depend upon meeting the criteria established by the institution and approved by the State Regents, as described below.

- **Master of Science in Physician Assistant Studies.** Continuation beyond Fall 2019 will depend upon meeting the following criteria:
 - Majors enrolled: a minimum of 32 students in Fall 2018; and
 - Graduates: a minimum of 16 students in 2018-2019.

- **Master of Science in Education in Special Education – Autism Spectrum Disorders.** Continuation beyond Fall 2019 will depend upon meeting the following criteria:
 - Majors enrolled: a minimum of 28 students in Fall 2018; and
 - Graduates: a minimum of 12 students in 2018-2019.

- **Bachelor of Science in Nutritional Sciences.** Continuation beyond Fall 2019 will depend upon meeting the following criteria:
 - Majors enrolled: a minimum of 42 students in Fall 2018; and
 - Graduates: a minimum of 15 students in 2018-2019.

BACKGROUND:

Academic Plan

Northeastern State University's (NSU) 2013-2014 Academic Plan lists the following institutional priorities and new funding initiatives:

- Strengthen retention and increase enrollment through strategic recruitment and concentrated retention efforts.

- Efforts to improve developmental programming will be under review.
- Program quality will be strengthened by better use of assessment data and efforts to develop experiences tying the classroom to career and community experiences. At the current time, budget impact is not anticipated for curricular changes in programs.
- Submit certificate programs in financial planning and supply chain management to meet area needs. These programs will originate in the College of Business & Technology and utilize the cost recovery budgetary system through the College of Extended Learning.
- Plans to provide programming to meet the needs of the Creek Nation early care providers are also under discussion with the College of Education and Creek Nation officials. These efforts will take place within existing budget allocations.
- Program plans include revision of the Health Care Administration degree to include a stronger business focus, and implementation of dual certification Elementary / Special Education degree.
- Within the health care profession, the Occupational Therapy program is anticipated to admit its first cohort and begin classes in January 2014.
- Within the Liberal Arts College, the expansion of the Spanish and Spanish Education programs into the Broken Arrow area will be a focus that should better serve constituents in the metropolitan area.
- Accreditation work anticipated during 2013-14 includes the certification of the cadaver lab for the Occupational Therapy program and a self-study completed by the College of Business for its anticipated site visit in 2014. The Counseling program will also work toward earning pre-candidate status for CACREP accreditation.
- Finally, academic units will conduct a final review of programs identified in 2010 for potential elimination through the academic priorities processes. Programs not revised and strengthened will be eliminated.

APRA Implementation

In August 1991, the State Regents launched the Academic Planning/Resource Allocation (APRA) initiative, which was based on the principle that institutional officials would prioritize their programs and activities, and then fund higher priority activities at levels that ensured quality. In times of flat or declining budgets or financial constraints, institutions are expected to reallocate resources from lower priority activities to higher priority activities, rather than reducing quality by funding lower priority activities at the same rate as higher priority activities.

Since 1992, NSU has taken the following program actions in response to APRA:

40	Degree and/or certificate programs deleted
28	Degree and/or certificate programs added

Program Review

NSU offers 85 degree and/or certificate programs as follows:

7	Certificate
0	Associate of Arts or Sciences Degrees
0	Associate of Applied Science Degrees
54	Baccalaureate Degrees
23	Master's Degrees
0	Doctoral Degrees
1	First Professional Degree

All of these programs were reviewed in the past five years with the exception of those programs with specialty accreditation. Programs with specialty accreditation are aligned with NSU's program review schedule as appropriate. Thus, if a professional program received a ten-year accreditation, it would not be reviewed for ten years, which is an approved exception to State Regents' policy.

Program Development Process

NSU's faculty developed the proposals, which were reviewed and approved by institutional officials. NSU's governing board approved delivery of the Master of Science in Physician Assistant Studies, the Master of Science in Education in Special Education – Autism Spectrum Disorders, and the Bachelor of Science in Nutritional Sciences at the June 19, 2014 meeting. NSU requests authorization to offer these degree programs, as outlined below.

NSU is currently approved to offer the following degree programs via electronic media:

- Bachelor of Science in Human and Family Science – Early Care (045)
- Bachelor of Science in Nursing (104)
- Master of Education in Reading (075)
- Master of Education in Science Education (139)

POLICY ISSUES:

This action is consistent with the Academic Program Approval and the Electronically Delivered and Traditional Off-Campus Courses and Programs policies.

ANALYSIS:

Master of Science in Physician Assistant Studies

Program purpose. The purpose of the proposed program is to provide students with the knowledge and skills needed to qualify to sit for the Physician Assistant National Certification Exam.

Program rationale and background. Physician assistants provide care under the supervision of licensed physicians in family practice medicine, orthopedics, cardiology, emergency medicine, and other medical areas. The increasing demand for physician assistants is driven by shortages of doctors. Additionally, due to the expanded coverage created by the Patient Protection and Affordable Care Act, doctor's offices are becoming overcrowded and scheduling appointments is difficult. However, Oklahoma has a great challenge in providing access to primary care, especially in many of the underserved and rural communities, where physician assistants may be the only medical provider for miles. According to NSU, approximately 52 percent of the physician assistants in Oklahoma are located in either Tulsa or Oklahoma County, which equates to one physician assistant for every 1,845 individuals. In Northeast Oklahoma, where 17 of the 18 counties are federally designated Medically Underserved Areas, there exists approximately one physician assistant for every 6,284 individuals. In light of these statistics, NSU developed the proposed program to meet the critical need of health care providers, specifically to serve in rural and underserved areas of the state.

Employment opportunities. According to NSU, studies show that many more qualified potential students apply to physician assistant programs than are accepted. NSU also reports that the University of Oklahoma Health Sciences Center's (OUHSC) Master of Health Science in Physician Assistant Studies (086) accepts approximately 75 of the 250-300 applicants. However, careers for physician assistants are rapidly growing across Oklahoma. In 2008 the Eastern Region Healthcare Coalition gap analysis

projected a 12 percent growth and a 2010 Oklahoma Health Care Workforce Center survey projected a 16 percent annual increase in the need for new physician assistants through 2015. Furthermore, through 2022, the Oklahoma Employment Security Commission, employment for physician assistants is expected to increase nearly 30 percent statewide. NSU is confident that graduates of the proposed program will meet the growing demand, not only in rural and underserved counties, but across the state.

Student demand. The proposed degree program is expected to meet the enrollment and graduate standards by the established deadline prior to final approval by the State Regents as shown in the following table.

Productivity Category	Criteria	Deadline
Minimum Enrollment of majors in the program	32	Fall 2018
Minimum Graduates from the program	16	2018-2019

Duplication and impact on existing programs. The proposed program may share some similar content with the following programs:

Institution	Existing Program
University of Oklahoma Health Science Center	Master of Health Science in Physician Assistant Studies (086)

A system wide letter of intent was communicated via email on March 25, 2014. None of the State System institutions notified State Regents’ staff of a protest to the proposed program. Due to distance between institutions, the limited number of openings available for students in OUHSC’s Master of Health Science in Physician Assistant Studies (086) program, and increasing workforce needs, approval will not constitute unnecessary duplication.

Curriculum. The proposed degree program will consist of 110 total credit hours each as shown in the following table. Forty-three new courses will be added and the curriculum is detailed in the attachment (Attachment A). The curriculum is modeled off the University of Wisconsin-LaCrosse, Gundersen Lutheran Medical Center, and Mayo Health Systems; the program will seek accreditation through the Accreditation Review Commission on Education for the Physician Assistant Education (ARC-PA). Graduates of the program will qualify to sit for the Physician Assistant National Certification exam and the jurisprudence exam required in the Oklahoma Physician Assistant Act, and other requirements by the State Board of Medical Licensure and Supervision. Admission to the program will require an earned bachelor degree from a regionally accredited institution, completion of prescribed prerequisite courses, university admission, a cumulative 3.0 grade point average (GPA) on a 4.0 scale, and a 3.0 GPA in all science courses. Prior health care experience is expected.

Content Area	Credit Hours
Major Requirements	110
Total	110

Faculty and staff. 1) A program director with National Commission on Certification of Physician Assistant certification or physician credentials, 2) a medical director with current licensure as an allopathic or osteopathic physician and board certified in their area of specialty, and 3) a total of three

principal faculty members as well as instructional faculty will be hired to administer and teach the proposed Master of Science in Physician Assistant Studies program.

Support services. The proposed program will be housed in the Mike Synar Center and Main Administration Building on NSU’s Muskogee campus. Adequate space currently exists; however, a portion of the first floor of the Synar Center will be renovated to provide for a program waiting room/reception area, eight faculty offices, and six fully equipped examination rooms. The didactic components of the curriculum will be instructed in residence on the Muskogee campus. The clinical phase of the curriculum will occur at the following clinical sites: Tahlequah City Hospital, the Cherokee Nation, the Muscogee (Creek) Nation, and Northeastern Oklahoma Community Health Center.

Financing. The proposed degree program will be offered on a self-supporting basis and the current tuition and fee structure will be sufficient to adequately fund the program. NSU reports that funding for the proposed program will come from several sources including: academic reassignment of resources, approximately \$1 million in capital project monies, and donations from the Muskogee Foundation. Additionally, one of NSU’s tribal partners has pledged \$200,000 per year for five years to offset startup operation costs. NSU will also receive in-kind resources from clinical sites and reallocation and will be complemented as needed by reserve one-time funding and both federally directed funding and grant support to fund the program. No additional funding is requested from the State Regents to support the degree program.

Program resource requirements. Program resource requirements for the Master of Science in Physician Assistant Studies are shown in the following tables.

A. Funding Sources	Year of Program				
	1 st Year	2 nd Year	3 rd Year	4 th Year	5 th Year
Total Resources Available from Federal Sources	\$0	\$0	\$0	\$0	\$0
Total Resources Available from Other Non-State Sources	\$0	\$0	\$0	\$0	\$0
Existing State Resources	\$0	\$0	\$0	\$0	\$0
State Resources Available through Internal Allocation and Reallocation	\$569,593	\$240,374	\$244,619	\$248,949	\$253,365
<i>Narrative/Explanation: The amounts above are reassigned resources through academic prioritization, reallocation, and one-time reserve funding.</i>					
Student Tuition	\$455,511	\$869,003	\$890,853	\$913,796	\$937,885
<i>Narrative/Explanation: The amounts shown above are based on tuition rates currently charged at NSU, with a 5 percent annual increase. Fees are added commensurate with NSU’s policy and are in line with those charged by the University of Oklahoma for their Physician Assistant program. NSU anticipates enrollment during the first five years of 16, 32, 32, 32, and 32 students. Tuition rates of \$242 per credit hour and a professional service fee of \$250 per credit hour, for a total of \$491 per credit hour for an expected 58 credits per year will support the program.</i>					
TOTAL	\$1,025,104	\$1,109,377	\$1,135,472	\$1,162,745	\$1,191,250

B. Breakdown of Budget Expenses/Requirements	Year of Program				
	1 st Year	2 nd Year	3 rd Year	4 th Year	5 th Year
Administrative/Other Professional Staff	\$23,305	\$23,771	\$24,246	\$24,731	\$25,226

<i>Narrative/Explanation: The amounts shown above will be used for salary expenses for a new administrative assistant.</i>					
Faculty	\$919,539	\$937,930	\$956,689	\$975,823	\$995,339
<i>Narrative/Explanation: The amounts above will be used for salaries of the program director, medical director, the principal faculty, and instructional faculty. Costs include 38 percent fringe benefits.</i>					
Graduate Assistants	\$0	\$0	\$0	\$0	\$0
Student Employees	\$0	\$0	\$0	\$0	\$0
Equipment and Instructional Materials	\$5,000	\$5,000	\$5,000	\$5,000	\$5,000
<i>Narrative/Explanation: These funds will be used for annual equipment needs.</i>					
Library	\$25,060	\$25,060	\$25,060	\$25,060	\$25,060
<i>Narrative/Explanation: The amounts shown are budgeted for costs to cover the expenses of the following databases: Cochrane and other Evidence Based Medicine Reviews, Ovid Journals and Databases, Access Medicine, Dynamed, and Clinical Key.</i>					
Contractual Services	\$0	\$0	\$0	\$0	\$0
Other Support Services	\$0	\$0	\$0	\$0	\$0
Commodities	\$27,200	\$62,200	\$62,200	\$62,200	\$62,200
<i>Narrative/Explanation: The amounts shown will be used for educational and administrative supplies, as well as operational expenses.</i>					
Printing	\$5,000	\$5,000	\$5,000	\$5,000	\$5,000
<i>Narrative/Explanation: The amounts shown are budgeted for costs of printing promotional materials.</i>					
Telecommunications	\$0	\$0	\$0	\$0	\$0
Travel	\$20,000	\$20,000	\$20,000	\$20,000	\$20,000
<i>Narrative/Explanation: The amounts shown are budgeted for costs associated with clinical coordination, student assessment, and professional development.</i>					
Awards and Grants	\$0	\$0	\$0	\$0	\$0
TOTAL	\$1,025,104	\$1,078,961	\$1,098,195	\$1,117,814	\$1,137,825

Master of Science in Education in Special Education – Autism Spectrum Disorders

Program purpose. The proposed program will prepare teachers to effectively work with and educate students with autism spectrum disorders and other disabilities.

Program rationale and background. The Centers for Disease Control estimate the prevalence of Autism Spectrum Disorders (ASD) to be 1 in 88 individuals nationwide. These data suggest the need for teachers with expertise in this specialty area; however, there appears to be few institutions that offer ASD specific coursework within their special education degrees. In Oklahoma, there are 12 teacher preparation programs for mild-moderate disabilities, one for severe-profound disabilities, and one for deaf/hard of hearing. According to the Oklahoma Commission for Teacher Preparation, a master's degree with an emphasis in ASD does not exist. NSU surveyed both current undergraduate teacher candidates and teachers from local area school districts to determine the interest in the proposed program. Of the responses received, 55 percent indicated an interest in a master's degree in ASD and 88 percent indicated interest in learning about evidence based classroom strategies for students with ASD. In response to both the national data and survey responses, NSU developed the proposed program to meet the needs of both educators and society.

Employment opportunities. Many students interested in pursuing the proposed master’s degree will already be employed but are interested in pursuing a graduate degree, specifically with a focus on ASD. Additionally, Oklahoma faces a critical shortage of qualified special education teachers to provide services to students with ASD. According to the Oklahoma Employment Security Commission, the need for special education teachers will increase 5 to 11 percent through 2022, depending on the grade level. Within NSU’s service area, a recent review of existing openings yielded 50 positions available for special education. NSU is confident that the proposed program will provide students with access to a master’s degree designed according to the Council on Exceptional Children’s standards and as a result address the critical shortage of special education teachers within its service area, as well as across the state.

Student demand. The proposed degree program is expected to meet the enrollment and graduate standards by the established deadline prior to final approval by the State Regents as shown in the following table.

Productivity Category	Criteria	Deadline
Minimum Enrollment of majors in the program	28	Fall 2018
Minimum Graduates from the program	12	2018-2019

Duplication and impact on existing programs. The proposed program may share some similar content with the following programs:

Institution	Existing Program
University of Oklahoma	Master of Education in Special Education (219)
Oklahoma State University	Master of Science in Teaching, Learning, and Leadership (057) with an option in Special Education
Cameron University	Master of Education in Special Education (650)
East Central University	Master of Education in Grad-Special Education (085)
Southwestern Oklahoma State University	Master of Education in Special Education (081)
Southeastern Oklahoma State University	Master of Education in Special Education (072)
University of Central Oklahoma	Master of Education in Special Education (175)

A system wide letter of intent was communicated via email on March 25, 2014. None of the State System institutions notified State Regents’ staff of a protest to the proposed program. Due to the specialized focus of the curriculum and increasing workforce needs, approval will not constitute unnecessary duplication.

Curriculum. The proposed degree program will consist of 33 total credit hours each as shown in the following table. Five new courses will be added and the curriculum is detailed in the attachment (Attachment B).

Content Area	Credit Hours
Major Requirements	27
Guided Electives	6
Total	33

Faculty and staff. Existing faculty will teach the proposed Master of Science in Education in Special Education – Autism Spectrum Disorders program.

Delivery method and support services. The program will be offered in a traditional and an online format using the Blackboard learning management system and NSU will meet the required academic standards outlined in policy to ensure the quality of the degree program. Academic standards include faculty training, student services, and other support services including library, facilities and computing equipment containing a variety of software suites necessary to support the program. Additionally, NSU will use the web-based conferencing tool Blackboard Collaborate to enhance student interaction by allowing students to use multimedia resources during synchronous sessions or to access recorded lectures, discussions, and class activities.

Financing. The proposed degree program will be offered on a self-supporting basis and the current tuition and fee structure will be sufficient to adequately fund the program. No additional funding is requested from the State Regents to support the degree program.

Program resource requirements. Program resource requirements for the Master of Science in Education in Special Education – Autism Spectrum Disorders are shown in the following tables.

A. Funding Sources	Year of Program				
	1st Year	2nd Year	3rd Year	4th Year	5th Year
Total Resources Available from Federal Sources	\$0	\$0	\$0	\$0	\$0
Total Resources Available from Other Non-State Sources	\$0	\$0	\$0	\$0	\$0
Existing State Resources	\$28,800	\$57,600	\$57,600	\$57,600	\$57,600
<i>Narrative/Explanation: The amounts shown above represent current funds for existing faculty salaries and benefits to devote a portion of their time to the proposed program.</i>					
State Resources Available through Internal Allocation and Reallocation	\$4,800	\$9,600	\$9,600	\$9,600	\$9,600
<i>Narrative/Explanation: The amounts shown above represent funds used for adjunct pay to be used to offset full-time faculty teaching assignments for specialty courses.</i>					
Student Tuition	\$9,800	\$29,398	\$39,197	\$49,020	\$68,594
<i>Narrative/Explanation: The tuition amounts above were calculated based on an estimated enrollment of 8, 12, 16, 20, and 28 students enrolled in years 1 through 5. NSU anticipates charging \$204.15 per credit hour.</i>					
TOTAL	\$43,400	\$96,598	\$106,397	\$116,220	\$135,794

B. Breakdown of Budget Expenses/Requirements	Year of Program				
	1st Year	2nd Year	3rd Year	4th Year	5th Year
Administrative/Other Professional Staff	\$0	\$0	\$0	\$0	\$0
Faculty	\$33,600	\$67,200	\$67,200	\$67,200	\$67,200
<i>Narrative/Explanation: The amounts shown above reflect a proportion of current faculty and adjunct salary that will be allocated to the proposed program.</i>					

Graduate Assistants	\$0	\$0	\$0	\$0	\$0
Student Employees	\$0	\$0	\$0	\$0	\$0
Equipment and Instructional Materials	\$0	\$0	\$0	\$0	\$0
Library	\$0	\$0	\$0	\$0	\$0
Contractual Services	\$0	\$0	\$0	\$0	\$0
Other Support Services	\$0	\$0	\$0	\$0	\$0
Commodities	\$0	\$0	\$0	\$0	\$0
Printing	\$0	\$0	\$0	\$0	\$0
Telecommunications	\$0	\$0	\$0	\$0	\$0
Travel	\$0	\$0	\$0	\$0	\$0
Awards and Grants	\$0	\$0	\$0	\$0	\$0
TOTAL	\$33,600	\$67,200	\$67,200	\$67,200	\$67,200

Bachelor of Science in Nutritional Sciences

Program purpose. The purpose of the proposed program is to prepare students to pursue a career as a Registered Dietician or other related allied health career field.

Program rationale and background. The proposed program currently exists as a Dietetics option within the Bachelor of Science in Human and Family Sciences (045). During the 2013-2014 academic year, there are 55 students who declared the Dietetics option as their major, which is over double the number of students in the 2012-2013 academic year. In order to adequately provide students with the specialized education needed to be eligible for an internship or similar practice setting to become a Registered Dietician, a stand-alone degree is necessary. Moving the dietetics option into a more defined nutritional sciences program will result in a program more specifically tailored to meet the needs of students in both the dietetics option and in the allied health option.

Employment opportunities. Students graduating with the proposed degree will be able to find employment in a variety of areas, including hospitals, nursing homes and residential facilities, outpatient care centers, and government agencies. Nationwide, the need for dietitians and nutritionists is expected to increase 21 percent, which is faster than average. These data are similar to the expected growth in Oklahoma. The Oklahoma Employment Security Commission's long-term occupational outlook projects an increase of almost 22 percent between 2012 and 2022. In the Northeast Workforce Investment Area, the expected growth is higher, 24 percent, for dieticians and nutritionists. NSU is confident that the proposed program will provide students the necessary and recognizable credential to find employment within the field.

Student demand. The proposed degree program is expected to meet the enrollment and graduate standards by the established deadline prior to final approval by the State Regents as shown in the following table.

Productivity Category	Criteria	Deadline
Minimum Enrollment of majors in the program	42	Fall 2018

Minimum Graduates from the program	15	2018-2019
------------------------------------	----	-----------

Duplication and impact on existing programs. The proposed program would duplicate the following programs:

Institution	Existing Program
University of Oklahoma Health Sciences Center	Bachelor of Science in Nutritional Sciences (009)
Oklahoma State University	Bachelor of Science in Human Sciences in Nutrition Sciences (097)
University of Central Oklahoma	Bachelor of Science in Nutrition, Dietetics, and Food Management (113)

A system wide letter of intent was communicated via email on March 25, 2014. Oklahoma State University (OSU) requested a copy of the proposal, which was sent July 2, 2014. Neither OSU nor other State System institutions notified State Regents' staff of a protest to the proposed program. Due to distance between institutions and increasing workforce needs, approval will not constitute unnecessary duplication.

Curriculum. The proposed degree program will consist of 124 total credit hours each as shown in the following table. Five new courses will be added and the curriculum is detailed in the attachment (Attachment C).

Content Area	Credit Hours
General Education	49-51
Program Core	38
Option	20-26
Electives	11-17
Total	124

Faculty and staff. Existing faculty will teach the proposed Bachelor of Science in Nutritional Sciences program.

Support services. The library, facilities, and equipment are adequate for this degree program.

Financing. The proposed degree program will be offered on a self-supporting basis and the current tuition and fee structure will be sufficient to adequately fund the program. No additional funding is requested from the State Regents to support the degree program.

Program resource requirements. Program resource requirements for the Bachelor of Science in Nutritional Sciences are shown in the following tables.

A. Funding Sources	Year of Program				
	1 st Year	2 nd Year	3 rd Year	4 th Year	5 th Year
Total Resources Available from Federal Sources	\$0	\$0	\$0	\$0	\$0

A. Funding Sources	Year of Program				
	1st Year	2nd Year	3rd Year	4th Year	5th Year
Total Resources Available from Other Non-State Sources	\$0	\$0	\$0	\$0	\$0
Existing State Resources	\$0	\$0	\$0	\$0	\$0
State Resources Available through Internal Allocation and Reallocation	\$340,000	\$210,000	\$20,000	\$16,000	\$16,000
<i>Narrative/Explanation: The amounts above are reassigned resources through academic prioritization and reallocation.</i>					
Student Tuition	\$49,920	\$131,040	\$176,122	\$213,819	\$254,848
<i>Narrative/Explanation: Anticipated tuition revenue was calculated based on a five-year enrollment of 10, 25, 32, 37, and 42 students, with each student completing 30 credit hours per academic year. Current tuition and fees, with a 5 percent annual increase were used in the calculations.</i>					
TOTAL	\$389,920	\$341,040	\$196,122	229,819	\$270,848

B. Breakdown of Budget Expenses/Requirements	Year of Program				
	1st Year	2nd Year	3rd Year	4th Year	5th Year
Administrative/Other Professional Staff	\$0	\$0	\$0	\$0	\$0
Faculty	\$119,430	\$162,512	\$170,277	\$178,431	\$186,992
<i>Narrative/Explanation: The amounts above will be used to fund a 9 month Instructor/Program Director, 9 month full-time Instructor, a 9 month full-time temporary adjunct faculty.</i>					
Graduate Assistants	\$0	\$0	\$0	\$0	\$0
Student Employees	\$3,600	\$3,600	\$3,600	\$5,400	\$5,400
<i>Narrative/Explanation: The amounts shown are budgeted for 2 student workers in years 1 through 3 and 3 student workers in years 4 and 5.</i>					
Equipment and Instructional Materials	\$250,000	\$125,000	\$10,000	\$10,000	\$10,000
<i>Narrative/Explanation: The funds indicated above will be used for renovation of the existing food lab and assessment lab, as well as for food lab supplies.</i>					
Library	\$2,000	\$2,000	\$2,000	\$2,000	\$2,000
<i>Narrative/Explanation: Funds will be used for normal library acquisitions.</i>					
Contractual Services	\$0	\$0	\$0	\$0	\$0
Other Support Services	\$0	\$0	\$0	\$0	\$0
Commodities	\$5,000	\$4,500	\$2,500	\$2,500	\$2,500
<i>Narrative/Explanation: The amounts shown are budgeted for operational expenses and for educational and administrative supplies.</i>					
Printing	\$3,000	\$1,000	\$1,000	\$1,000	\$1,000
<i>Narrative/Explanation: The amounts shown are budgeted for costs of printing recruitment materials.</i>					
Telecommunications	\$1,500	\$1,000	\$500	\$500	\$500
<i>Narrative/Explanation: The funds above will cover communication costs.</i>					
Travel	\$3,500	\$3,500	\$3,500	\$3,500	\$3,500

Narrative/Explanation: The funds above will cover costs for 3 faculty to travel to an annual meeting.

Awards and Grants	\$0	\$0	\$0	\$0	\$0
TOTAL	\$388,030	\$303,112	\$193,377	\$203,331	\$211,892

Attachments

ATTACHMENT A

**NORTHEASTERN STATE UNIVERSITY
MASTER OF SCIENCE IN PHYSICIAN ASSISTANT STUDIES**

Degree Requirements	Credit Hours
Major Requirements	110
*PAS 5xx6 Human Gross Anatomy	6
*PAS 5xx2 Medical Biochemistry	2
*PAS 5xx4 Medical Physiology	4
*PAS 5xx2 Clinical Infectious Disease	2
*PAS 5xx4 Medical Pharmacology and Pharmacotherapeutics I	4
*PAS 5xx1 Medical Pharmacology and Pharmacotherapeutics II	1
*PAS 5xx2 Introduction to Physician Assistant Profession	2
*PAS 5xx4 Medical History and Physical Exam	4
*PAS 5xx1 Applied Medical History and Physical Exam	1
*PAS 5xx1 The Patient Examination	1
*PAS 5xx2 Evidence Based Practice	2
*PAS 5xx2 Clinical Practice Skills	2
*PAS 5xx1 Health Care Administration, Law, and Ethics in Medicine	1
*PAS 5xx1 Behavioral Medicine	1
*PAS 5xx2 Clinical Procedures	2
*PAS 5xx2 Evidenced Based Medicine	2
*PAS 5xx1 Pathology	1
*PAS 5xx1 Medical Diagnostics	1
*PAS 5xx2 Internal Medicine: Cardiology	2
*PAS 5xx1 Internal Medicine: Pulmonology	1
*PAS 5xx1 Internal Medicine: Gastroenterology	1
*PAS 5xx1 Neuroanatomy	1
*PAS 5xx2 Internal Medicine Subspecialties I: Endocrinology and Nephrology	2
*PAS 5xx2 Obstetrics, Gynecology and Pediatrics	2
*PAS 5xx2 Internal Medicine Subspecialties II: Hematology and Rheumatology	2
*PAS 5xx1 Emergency Medicine	1
*PAS 5xx2 Clinical Neuroscience	2
*PAS 5xx3 Principles of Surgical Medicine	3

*PAS 5xx4	Family Medicine Rotation I	4
*PAS 5xx4	Internal Medicine Rotation I	4
*PAS 5xx4	General Surgery Rotation	4
*PAS 5xx4	Obstetrics and Gynecology Rotation	4
*PAS 5xx4	Pediatric Rotation	4
*PAS 5xx4	Psychiatry Rotation	4
*PAS 5xx4	Emergency Medicine Rotation	4
*PAS 5xx4	Dermatology Rotation	4
*PAS 5xx4	Family Medicine Rotation 2	4
*PAS 5xx4	Internal Medicine Rotation 2	4
*PAS 5xx4	Orthopedic Surgery Rotation	4
*PAS 5xx4	Elective Clinical Rotation	4
*PAS 5xx2	Capstone Seminar 1	2
*PAS 5xx2	Capstone Seminar 2	2
*PAS 5xx2	Capstone Seminar 3	2
Total		110

*Asterisks denote new courses

ATTACHMENT B

**NORTHEASTERN STATE UNIVERSITY
MASTER OF SCIENCE IN EDUCATION IN SPECIAL EDUCATION – AUTISM SPECTRUM
DISORDERS**

Degree Requirements		Credit Hours
Major Requirements		27
EDUC 5103 or EDUC 5483	Educational Research Qualitative Research	3
EDUC 5483	Advanced Educational Measurements	3
SPED 4263 or SLP 5343	Assistive Technology Strategies and Universal Design for Students with ASD Assistive Technology	3
*SPED 5303	Positive Behavioral Supports for Students with ASD	3
*SPED 5203	Evidence Based Strategies and Curriculum Design for Students with ASD	3
*SPED 5810	Seminar: Administration of Special Education Programs	2
SPED 5323	Response to Intervention and Assessment of Students with ASD	3
*SPED 5803	Practicum in ASD	3
READ 5113 or READ 5223	Emergent/Early Literacy Intermediate/Middle School/High School Reading Instruction	3
*SPED 5901	Research on Teaching and Assessment of Students with ASD	1
Guided Electives		6
Students must select 6 credit hours from the following:		
READ 5113 or READ 5223	Emergent/Early Literacy Intermediate/Middle School/High School Reading Instruction	3
READ 5480	Applied Assessment	1-4
READ 5512	Issues in Facilitating Literacy Development	2
ECED 5813	Utilization of Resources in Early Childhood	3
ECED 5713	Advanced Study of Cognitive Development	3
ECED 5563	Diversity in Early Childhood	3
LIBM 5323	Advanced Materials for Young Adults	3
SLP 5222	Early Intervention	2
SLP 3813	Language Development	3
Total		33

*Asterisks denote new courses

**NORTHEASTERN STATE UNIVERSITY
BACHELOR OF SCIENCE IN NUTRITIONAL SCIENCES**

Degree Requirements	Credit Hours
General Education Courses	49-51
ENGL 1113 Freshman Composition I	3
ENGL 1213 Freshman Composition II	3
COMM 1113 or Fundamentals of Oral Communication COMM 2213 or Public Speaking COMM 3233 or Business and Professional Communication COMM 3303 Group Dynamics	3
POLS 1113 American Federal Government	3
HIST 1483 or American History 1492-1876 HIST 1493 American History Since 1876	3
GEOG 2243 or Fundamentals of Geography SOC 1113 or Introduction to Sociology PSYC 1113 or Introduction to Psychology ECON 2213 or Principles of Microeconomics ECON 2313 Principles of Macroeconomics	3
Global Perspectives Select 1 course from 2 of the following 5 categories for a total of 6 credit hours. See current catalog for a list of approved courses within each category. Second Language American Indian Studies Geography Political Science Literature, Customs, and Society	6
HED 1113 or Personal Health NURT 1653 and Basic Nutrition Students must also select 3 credit hours from a list of Life Skills courses. See current catalog for a list of approved courses.	6
Humanities Select 1 course from the following 2 categories: Culture and Ideas (See current catalog for a list of approved courses.) Fine Arts Appreciation (See current catalog for a list of approved courses.)	6
Natural Sciences (one course must include a lab) Physical Sciences (See current catalog for a list of approved courses.) Biological Sciences (See current catalog for a list of approved courses.)	7-9
MATH 1473 or Applied Mathematics MATH 1513 College Algebra	3

	Advance course in mathematics, statistics, or computer programming	
UNIV 1002	University Strategies	2
UNIV 2091	General Education Capstone	1
Core Requirements		38
NUTR 1653	Basic Nutrition	3
NUTR 2111	Introduction to Dietetics	1
NUTR 3653	Food and Culture	3
NUTR 4592	Dietetics Capstone	2
NUTR 4243	Life Cycle Nutrition	3
*NUTR 3104	The Science of Food	4
NUTR 3583	Nutrition Assessment and Counseling	3
NUTR 3763	Medical Nutrition Therapy I	3
NUTR 4583	Medical Nutrition Therapy II	3
*NUTR 4352	Advanced Nutrition	2
*NUTR 3955	Food Systems Management	5
*NUTR 4263	Geriatric Nutrition	3
NUTR 4823	Community Nutrition	3
Dietetics Option		24
CHEM 1223 and CHEM 1231	General Chemistry II (Lecture) General Chemistry II (Lab)	4
CHEM 3123 and CHME 3132	Organic Chemistry I (Lecture) Organic Chemistry I (Lab)	5
BIOL 3224	Microbiology	4
BIOL 3314	Human Physiology	4
BADM 3933 or PSYC 3553 or SOC 3323 or MATH 3513	Business Statistics Psychological Statistics Social Statistics Statistics	3
*CHEM 4214	Biochemistry	4
Allied Health Option		20
	Enrollment, with approval from academic advisor or faculty member, will depend on student's health profession interest. At least 5 credit hours must be completed at the 3000/4000 level.	
General Electives		11-17
	Select courses so that credit hours completed total 124.	
Total		124

*Asterisks denote new courses

Meeting of the
OKLAHOMA STATE REGENTS FOR HIGHER EDUCATION
October 16, 2014

AGENDA ITEM #6-c:

New Programs.

SUBJECT: Southeastern Oklahoma State University. Approval to offer the Master of Science in Native American Leadership.

RECOMMENDATION:

It is recommended that the State Regents approve Southeastern Oklahoma State University's request to offer the Master of Science in Native American Leadership, via electronic delivery, with the stipulation that continuation of the program will depend upon meeting the criteria established by the institution and approved by the State Regents, as described below.

- **Master of Science in Native American Leadership.** Continuation beyond Fall 2016 will depend upon meeting the following criteria:
 - Majors enrolled: a minimum of 15 students in Fall 2015; and
 - Graduates: a minimum of 8 students in 2015-2016.

BACKGROUND:

Academic Plan

Southeastern Oklahoma State University's (SEOSU) 2013-2014 Academic Plan lists the following institutional priorities and new funding initiatives:

- Regional Accreditation
 - The Higher Learning Commission (HLC) is scheduled to conduct a comprehensive evaluation visit for continued accreditation at Southeastern on February 24-26, 2014. During the past year, the self-study coordinator and steering committee have been working on the self-study report. Two reports, the *Institutional Data Update* and the *Substantive Change Application for an Additional Location* (new location for program delivery at Grayson College South Campus in Van Alstyne, Texas) were submitted in HLC in April and July of 2012, respectively.
- Specialized Accreditation
 - Southeastern is committed to academic excellence and several disciplines have achieved specialized accreditation. Listed below are current activities regarding specialized accreditation:
 - Association to Advance Collegiate Schools of Business (AACSB) – The John Massey School of Business (JMSB) received initial AACSB accreditation in 2009; this accreditation applies to all undergraduate and graduate programs. The next maintenance of accreditation review is scheduled for October 27-29, 2013, the year of record for the review is 2012-2013.
 - National Association of Schools of Music (NASM) – Music programs at Southeastern have been accredited by NASM since 1978. A team completed a visit for continued accreditation on March

24-26, 2013; Southeastern is preparing its final response to the Commission Action Report from NASM and it will be acted upon in November 2013.

- Aviation Accreditation Board International (AABI) – On July 31, 2013, Southeastern received notice that the interim report was accepted by the AABI Board of Trustees and no further action is required until the next visit in 2017. Undergraduate aviation programs at all four locations (Durant Campus, Tinker Air Force Base, Oklahoma City Community College, and Rose State College) are accredited until 2017. The Aviation Sciences Institute is preparing to seek AABI accreditation for the M.S. in Aerospace Administration and Logistics.
 - Council for the Accreditation of Counseling and Related Educational Programs (CACREP) – In July 2012, Southeastern was notified that that M.A. in Clinical Mental Health Counseling was accredited by CACREP for eight years. The next visit will be in 2020.
 - National Council for Accreditation of Teacher Education (NCATE) – Teacher Education programs at Southeastern were accredited by NCATE in October 2010. The next visit will be in 2017.
 - The Department of Occupational Safety and Health is researching the feasibility of achieving accreditation by the Accreditation Board for Engineering and Technology (ABET). The department chair attended the annual ABET symposium in Spring 2013 that provided information regarding ABET accreditation.
- Choctaw University
 - Representatives from the Office of the Academic Affairs and Choctaw Nation have successfully developed a new academic partnership called Choctaw University. Students enrolled in the Executive Leadership Training Program of the Choctaw Nation have the option to targeted courses for university credit. To support this initiative, 19 new courses in Leadership (LEAD prefix) have been developed to be offered in an eight-week format. Southeastern also is developing a Leadership Option for the B.A. in Communication Designed to articulate with the overall objectives and outcomes of the Choctaw University program.
 - Bachelor of Science in Liberal and Applied Studies
 - The Bachelor of General Studies (BGS) was modified into the Bachelor of Science in Liberal and Applied Studies (BSLAS) to support this partnership and better meet the needs of our students. The BSLAS allows students to design a course of study that suits their individual educational goals. It empowers students to have more control over their college academic experience, and, because of the broad-based curriculum, allows them to exercise creativity and innovation as they plan for their own careers.
 - Bachelor of Science in Organizational Leadership (Reach Higher)
 - Southeastern is expanding its marketing of Reach Higher into movie theaters in Sherman and Paris, Texas, and Ardmore, Oklahoma. Reach Higher is presented at recruiting fairs, job fairs, and various civic and industry organizations thus creating greater awareness of degree completion options available at Southeastern.
 - Sustain Current and Develop New Outreach Initiatives
 - Southeastern currently is authorized to deliver degree programs at six off-campus locations in Oklahoma and one location in Texas. On July 23, 2013, Southeastern was notified that is *Substantive Change Application for an Additional Location* for Grayson College South Campus in Van Alstyne, Texas was approved by the Higher Learning Commission. Southeastern currently is preparing the request to be submitted to OSRHE. For the two out-of-state locations, Southeastern uses a financial model that requires all expenditures for program delivery must be offset by on-site revenues. Southeastern uses a combination of full-time anchor faculty at the off-

campus locations, distance education modes of delivery from the main campus, and the hiring of on-site adjunct faculty to deliver these programs in a cost-effective manner.

- Review of the Academic Policies and Procedures Manual
 - Last year, Southeastern initiated a comprehensive review of its Academic Policies and Procedures Manual (APPM). This collaborative effort of the Office of Academic Affairs and the Faculty Senate has made good progress; the reviewed chapters have been updated so that they accurately reflect current practices, more clearly define policies and procedures, and make processes more consistent and efficient. The 2012-13 effort focused primarily on revising the tenure/promotion policy; changes will be applied to applications for tenure/promotion in 2013-14. Additional chapters will be reviewed and revised during 2013-14.

APRA Implementation

In August 1991, the State Regents launched the Academic Planning/Resource Allocation (APRA) initiative, which was based on the principle that institutional officials would prioritize their programs and activities, and then fund higher priority activities at levels that ensured quality. In times of flat or declining budgets or financial constraints, institutions are expected to reallocate resources from lower priority activities to higher priority activities, rather than reducing quality by funding lower priority activities at the same rate as higher priority activities.

Since 1992, SEOSU has taken the following program actions in response to APRA:

29	Degree and/or certificate programs deleted
21	Degree and/or certificate programs added

Program Review

SEOSU offers 53 degree and/or certificate programs as follows:

0	Certificates
0	Associate of Arts or Sciences Degrees
0	Associate of Applied Science Degrees
41	Baccalaureate Degrees
12	Master’s Degrees
0	Doctoral Degrees
0	First Professional Degrees

All of these programs were reviewed in the past five years with the exception of those programs with specialty accreditation. Programs with specialty accreditation are aligned with SEOSU’s program review schedule as appropriate. Thus, if a professional program received a ten-year accreditation, it would not be reviewed for ten years, which is an approved exception to State Regents’ policy.

Program Development Process

SEOSU’s faculty developed the proposal, which was reviewed and approved by institutional officials. SEOSU’s governing board approved delivery of the Master of Science in Native American Leadership at the June 20, 2013 meeting. SEOSU requests authorization to offer this degree, as outlined below.

SEOSU is currently approved to offer the following degree programs via electronic media:

- Bachelor of Arts in Criminal Justice (059)

- Bachelor of Business Administration in Management (027)
- Bachelor of Science in Computer Information Systems (061)
- Bachelor of Science in Computer Science (052)
- Bachelor of Science in Elementary Education (016)
- Master of Business Administration (075)
- Master of Education in Elementary Education (072)
- Master of Education in School Administration (073)
- Master of Education in Secondary Education (074)
- Master of Science in Aerospace Administration and Logistics (079)

POLICY ISSUES:

This action is consistent with the Academic Program Approval and the Electronically Delivered and Traditional Off-Campus Courses and Programs policies.

ANALYSIS:

Master of Science in Native American Leadership

Program purpose. The purpose of the proposed program is to provide an advanced degree relevant to the needs of the local community and tribal nations. The program will include an evaluation of historical and current leadership within tribal nations with a direct connection to events, social interactions, economic development, law, and education.

Program rationale and background. SEOSU maintains an enrollment of 28 – 30 percent Native American students and graduates over 200 Native American students per year. While SEOSU has offered an undergraduate minor in Native Studies, the institution has intentionally not offered a major so that students will seek an education in areas of career interest and workforce demand. However, once in the workforce, students often quickly understand the importance of an advanced degree for job security and promotion. Information from tribal staff revealed a need for a graduate degree in leadership studies in relation to working with Native American populations. Staff in the education and human resources department of the Chickasaw and Choctaw Nations have communicated with SEOSU representatives both the need and support for a graduate leadership program focusing on Native Americans. In response, SEOSU developed the proposed program to address the needs of this unique population.

Employment opportunities. The proposed graduate program is not intended to lead to immediate employment. Rather, SEOSU anticipates that the individuals interested in pursuing the program are already employed and would benefit professionally from an advanced degree in leadership. While the degree is not specifically designed for tribal employees, SEOSU expects the tribal employees will be particularly interested in obtaining this degree. The region of southeastern Oklahoma is home to the Choctaw Nation of Oklahoma and is also close to the Chickasaw Nation. Both tribal governments have impacted the regional and state economy in a positive way over the past several years and continue to do so. Additionally, the online delivery format will allow individuals across the state interested in tribal leadership to have access to the program. Students earning the proposed degree will be able to use the credential to advance in their careers and seek upper-level management positions. SEOSU is confident the proposed program is meeting the needs of both its service area and the state.

Student demand. The proposed degree program is expected to meet the enrollment and graduate standards by the established deadline prior to final approval by the State Regents as shown in the following table.

Productivity Category	Criteria	Deadline
Minimum Enrollment of majors in the program	15	Fall 2015
Minimum Graduates from the program	8	2015-2016

Duplication and impact on existing programs. The proposed program may share some similar content with the following program:

Institution	Existing Program
University of Oklahoma	Master of Arts in Native American Studies (351)

A system wide letter of intent was communicated via email on May 22, 2014. Oklahoma State University (OSU) and the University Oklahoma (OU) requested a copy of the proposal, which was sent July 9, 2014 and July 22, 2014, respectively. Neither OSU, OU, nor any other State System institution notified the State Regents' staff of a protest to the proposed program. Approval will not constitute unnecessary duplication.

Curriculum. The proposed degree program will consist of 32 total credit hours each as shown in the following table. Twelve new courses will be added and the curriculum is detailed in the attachment (Attachment A).

Content Area	Credit Hours
Major Requirements	32
Total	32

Faculty and staff. Existing faculty will teach the proposed Master of Science in Native American Leadership program.

Delivery method and support services. SEOSU will utilize the Blackboard learning and course management system and Campus Connect (web-based student information system) to deliver and support the program. Instructors will make full use of the online features including discussion boards, assignment drop boxes, and assessment tools. Blackboard permits a variety of real-time interactions on an individual basis as well as scheduled group meetings promoting peer interaction among and between students and faculty. Additionally, the library, facilities, and equipment are adequate for this degree program.

Financing. The proposed degree program will be offered on a self-supporting basis and the current tuition and fee structure will be sufficient to adequately fund the program. No additional funding is requested from the State Regents to support the degree program.

Program resource requirements. Program resource requirements for the Master of Science in Native American Leadership are shown in the following tables.

Year of Program

A. Funding Sources	1st Year	2nd Year	3rd Year	4th Year	5th Year
Total Resources Available from Federal Sources	\$0	\$0	\$0	\$0	\$0
Total Resources Available from Other Non-State Sources	\$0	\$0	\$0	\$0	\$0
Existing State Resources	\$0	\$0	\$0	\$0	\$0
State Resources Available through Internal Allocation and Reallocation	\$0	\$0	\$0	\$0	\$0
Student Tuition	\$150,000	\$150,000	\$200,000	\$200,000	\$200,000
<i>Narrative/Explanation: Tuition was calculated based on students paying \$10,000 per academic year. The Choctaw Nation of Oklahoma has a tuition assistance program that provides reimbursement of up to \$5,000 per year for employees. The Chickasaw Nation's tuition assistance program provides up to \$3,500 per year. Additionally, the tribal assistance for higher education at the graduate level is approximately \$2,000 per semester for full-time enrollment. These assistance program will help students cover the cost of the program.</i>					
TOTAL	\$150,000	\$150,000	\$200,000	\$200,000	\$200,000

B. Breakdown of Budget Expenses/Requirements	Year of Program				
	1st Year	2nd Year	3rd Year	4th Year	5th Year
Administrative/Other Professional Staff	\$0	\$0	\$0	\$0	\$0
Faculty	\$38,500	\$38,500	\$38,500	\$38,500	\$38,500
<i>Narrative/Explanation: Both current and adjunct faculty will be used to teach the courses. All 3 credit hour courses taught allow for a payment scale of \$3,500 per instructor and 2 credit hour courses are taught at \$2,333 per course.</i>					
Graduate Assistants	\$0	\$0	\$0	\$0	\$0
Student Employees	\$0	\$0	\$0	\$0	\$0
Equipment and Instructional Materials	\$0	\$0	\$0	\$0	\$0
Library	\$4,000	\$4,000	\$4,000	\$4,000	\$4,000
<i>Narrative/Explanation: Amounts shown will be used for subscriptions to resource data bases.</i>					
Contractual Services	\$0	\$0	\$0	\$0	\$0
Other Support Services	\$0	\$0	\$0	\$0	\$0
Commodities	\$0	\$0	\$0	\$0	\$0
Printing	\$500	\$500	\$500	\$500	\$500
<i>Narrative/Explanation: The amounts show will be used for printing informational brochures.</i>					
Telecommunications	\$100	\$100	\$100	\$100	\$100
<i>Narrative/Explanation: The amounts shown will be used to defray any additional costs associated with communication between the program director and adjunct instructors.</i>					
Travel	\$0	\$0	\$0	\$0	\$0
Awards and Grants	\$0	\$0	\$0	\$0	\$0
TOTAL	\$43,100	\$43,100	\$43,100	\$43,100	\$43,100

Attachment

ATTACHMENT A

**SOUTHEASTERN OKLAHOMA STATE UNIVERSITY
MASTER OF SCIENCE IN NATIVE AMERICAN LEADERSHIP**

Degree Requirements		Credit Hours
Major Requirements		32
*NAL 5002	Introduction to Native American Leadership	2
*NAL 5113	Personal and Organizational Leadership Styles for Native American Organizations	3
*NAL 5123	Managing Diversity with Emphasis on the Native American Workplace	3
*NAL 5133	Effective Communication through Presentations	3
*NAL 5143	Critical Thinking and Problem Solving	3
*NAL 5153	Developing the Native American Leader	3
*NAL 5013	Current Topics in Indian Country	3
*NAL 5213	Native American Education Policy	3
*NAL 5223	Geography and Treaties	3
*NAL 5233	Tribal Sovereignty	3
*NAL 5243	Ethnohistory of Native Peoples	3
*NAL 5970	Special Studies	
Total		32

*Asterisks denote new courses

Meeting of the
OKLAHOMA STATE REGENTS FOR HIGHER EDUCATION
October 16, 2014

AGENDA ITEM #6-d:

New Programs.

SUBJECT: Rogers State University. Approval to offer the Bachelor of General Studies in General Studies.

RECOMMENDATION:

It is recommended that the State Regents approve Roger State University's request to offer the Bachelor of General Studies in General Studies with the stipulation that continuation of the program will depend upon meeting the criteria established by the institution and approved by the State Regents, as described below.

- **Bachelor of General Studies in General Studies.** Continuation beyond Fall 2019 will depend upon meeting the following criteria:
 - Majors enrolled: a minimum of 20 students in Fall 2018; and
 - Graduates: a minimum of 9 students in 2018-2019.

BACKGROUND:

Academic Plan

Rogers State University's (RSU) 2013-2014 Academic Plan lists the following institutional priorities and new funding initiatives:

- Provide creative and innovative learning environments
 - Hold joint session of freshman, sophomore and junior Honors seminars at least once each month
 - Offer study abroad opportunities in Italy, United Kingdom, Costa Rica, and other opportunities
 - Expand capacity to offer specific courses to include concurrent enrollment
 - Develop department computer/testing centers, such as in Mathematics and Physical Sciences Department, to allow for computer-based student research projects
 - Make available to on-ground classes all E-campus online supplements for English and Humanities course work.
- Strengthen curricular and co-curricular programs to enrich the overall student learning experience
 - Recruit and advise students for the Honors minor, and offer at least two courses per year specifically to serve Honors minor
 - Expand the geology program equipment to allow for course and degree expansion
 - Develop three library skills tutorials using resources from the IMLS information grant
 - Continue to engage students through on-campus social and enrichment opportunities, including RSU homecoming, Day of Caring, Talent Show, and student speakers
 - Seek NCAA Division II membership

- Provide opportunities to achieve and maintain essential program accreditation
 - Collaborate with Self-Study coordinators and committees to continue Self-Study preparation for 2014 Higher Learning Commission (HLC) site visit
 - Collaborate with School of Business and Technology to initiate MBA program and create university processes, with first cohort scheduled for fall 2014
 - Collaborate with Pryor Campus to prepare for HLC site visit for new Pryor campus
 - Achieve continued Nursing accreditation through the Accreditation Commission for Education in Nursing, Inc. (ACEN)
 - Review program and general education student learning outcomes, assessment measures, and performance standards for all disciplines
 - Develop articulation agreement with other universities, specifically for master's degree programs and select baccalaureate programs
- Develop, implement, and advance a comprehensive enrollment management plan, including student recruitment, retention, and persistence toward graduation
 - Increase social media efforts on targeted cohorts utilizing Facebook, Twitter and other social media venues
 - Utilize RSU digital television to target high school to college viewing audience and rebrand as appropriate
 - Market RSU educational pathways and programs, including bachelor's degrees offered at branch campus locations and online degrees for Oklahoma residents
 - Enhance tracking of prospects through the enrollment funnel
 - Provide more frequent, consistent, and targeted contact to prospective applicants
 - Provide academic departments with weekly updates on new prospects, including contact information and proposed major
 - Provide University programs, such as Honors, music, and athletics, with weekly updates on new prospects, including contact information and proposed major
 - Advance Recruitment Efforts in Tulsa County Public Schools
 - Advance Relationships with Area Community Colleges and Technology Centers
 - Including OSU-IT at Pryor campus and TCC 2 Plus 2 transfer
- Develop, implement and advance a comprehensive technology plan, including the use of sustainable technologies
 - Implement RSU's comprehensive technology plan, upgrading scheduled equipment such as additional Smartboards, server virtualization, additional storage, wireless internet in administration buildings, and paperless processing where feasible
- Update the capital project master plan for all campuses
 - Work with Capital Project Master Plan Committee to update and prioritize all capital projects for the University, using results of architectural consultation
- Evaluate continuously university processes, structures, activities and outcomes; modifying as appropriate
 - Continue to evaluate student learning outcomes, review results, and use results to improve programs and student learning
 - Continue to conduct student and graduate satisfaction surveys, including NSSE in Spring 2014, alumni surveys, employer surveys, course/faculty instruction surveys, evaluation of administrators and organizational processes by staff and faculty, and other assessments for continuous improvement
 - Complete the implementation of the LibQUAL+ survey to assess and improve library functions and offerings
 - All units will submit annual strategic plans and reports that provide evidence of thoughtful planning and growth

- Establish curricular and co-curricular opportunities for students to cultivate civic skills and strengthen social responsibility
 - Encourage the addition of service-learning components in coursework, particularly junior and senior level coursework
 - Develop student community volunteer center, coordinate student volunteers and community organizations at branch campuses
 - Facilitate and sponsor opportunities for student engagement in community/service learning opportunities throughout Northeast Oklahoma through the Talent Search program
- Increase opportunities for area residents to participate in educational, cultural and recreational activities
 - Offer free half-day computer essentials class for community through RSU Business Department
 - Host community events such as political debates, Leadership Bartlesville Tour, and involve community in RSU homecoming activities
 - Participate in community events such as parades, Chamber of Commerce events
 - Provide ropes course experiences for area businesses and organizations as requested
 - Expand the Alumni Hillcat Hacker event by 25%
 - Collaborate with Google and Tulsa Air & Space Museum to host the AeroGames on the RSU campus. Promote STEM programs for middle school and high school students while increasing RSU visibility and promoting community partnership

APRA Implementation

In August 1991, the State Regents launched the Academic Planning/Resource Allocation (APRA) initiative, which was based on the principle that institutional officials would prioritize their programs and activities, and then fund higher priority activities at levels that ensured quality. In times of flat or declining budgets or financial constraints, institutions are expected to reallocate resources from lower priority activities to higher priority activities, rather than reducing quality by funding lower priority activities at the same rate as higher priority activities.

Since 1992, RSU has taken the following program actions in response to APRA:

76	Degree and/or certificate programs deleted
31	Degree and/or certificate programs added

Program Review

RSU offers 31 degree and/or certificate programs as follows:

0	Certificates
10	Associate of Arts or Sciences Degrees
3	Associate of Applied Science Degrees
17	Baccalaureate Degrees
1	Master’s Degree
0	Doctoral Degrees
0	First Professional Degrees

All of these programs were reviewed in the past five years with the exception of those programs with specialty accreditation. Programs with specialty accreditation are aligned with RSU’s program review schedule as appropriate. Thus, if a professional program received a ten-year accreditation, it would not be reviewed for ten years, which is an approved exception to State Regents’ policy.

Program Development Process

RSU's faculty developed the proposal, which was reviewed and approved by institutional officials. RSU's governing board approved delivery of the Bachelor of General Studies in General Studies at the May 8, 2014 meeting. RSU requests authorization to offer this degree, as outlined below.

POLICY ISSUES:

This action is consistent with the Academic Program Approval policy.

ANALYSIS:

Bachelor of General Studies in General Studies

Program purpose. The purpose of the proposed program is to allow students to broaden their knowledge in multiple disciplines and to provide critical thinking and problem-solving skills that will facilitate meaningful employment and advancement in a variety of career fields.

Program rationale and background. The proposed program will accommodate students who want a broad-based, multidisciplinary education in preparation for a variety of careers or graduate education. With the combination of a required minor, students will have an opportunity to tailor their academic focus to suit their unique interests while gaining valuable workforce skills such as critical thinking and problem-solving.

Employment opportunities. Many careers available in the labor market do not require a degree in a specific discipline. Instead, these careers need individuals with a diverse knowledge base, along with critical thinking, writing, and oral communication skills. Because of the multidisciplinary requirements of the proposed program students will be able to gain these valuable skills and seek employment in a variety of career fields. The curriculum requires students to select two focus area disciplines, as well as a university-approved minor. With this flexibility students will be able to tailor their degree toward unique job opportunities in a variety of career fields. RSU is confident that graduates of the proposed program will gain the knowledge and skills need to secure employment in their chosen career.

Student demand. The proposed degree program is expected to meet the enrollment and graduate standards by the established deadline prior to final approval by the State Regents as shown in the following table.

Productivity Category	Criteria	Deadline
Minimum Enrollment of majors in the program	20	Fall 2018
Minimum Graduates from the program	9	2018-2019

Duplication and impact on existing programs. The proposed program may share some similar content with the following programs:

Institution	Existing Program
East Central University	Bachelor of General Studies in General Studies (056)
Northeastern State University	Bachelor of General Studies in General Studies (132)

Northwestern Oklahoma State University	Bachelor of Arts in General Studies (016)
University of Central Oklahoma	Bachelor of Science in General Studies (105)

A system wide letter of intent was communicated via email on May 7, 2014. East Central University (ECU) requested a copy of the proposal, which was sent June 27, 2014. Neither ECU nor any other State System institutions notified the State Regents' staff of a protest to the proposed program. Due to distance between institutions and increasing workforce needs, approval will not constitute unnecessary duplication.

Curriculum. The proposed degree program will consist of 124 total credit hours each as shown in the following table. Two new courses will be added and the curriculum is detailed in the attachment (Attachment A).

Content Area	Credit Hours
General Education	41
Major Requirements	42-54
Minor	18-24
General Electives	5-23
Total	124

Faculty and staff. Existing faculty will teach the proposed Bachelor of General Studies in General Studies program.

Support services. The library, facilities, and equipment are adequate for this degree program.

Financing. The proposed degree program will be offered on a self-supporting basis and the current tuition and fee structure will be sufficient to adequately fund the program. No additional funding is requested from the State Regents to support the degree program.

Program resource requirements. Program resource requirements for the Bachelor of General Studies in General Studies are shown in the following tables.

A. Funding Sources	Year of Program				
	1 st Year	2 nd Year	3 rd Year	4 th Year	5 th Year
Total Resources Available from Federal Sources	\$0	\$0	\$0	\$0	\$0
Total Resources Available from Other Non-State Sources	\$0	\$0	\$0	\$0	\$0
Existing State Resources	\$0	\$0	\$0	\$0	\$0
State Resources Available through Internal Allocation and Reallocation	\$0	\$0	\$0	\$0	\$0
Student Tuition	\$50,100	\$52,500	\$77,280	\$92,650	\$121,800

Narrative/Explanation: Tuition was calculated based on a student enrollment of 10, 10, 14, 16, and 20 students in years 1 through 5. RSU anticipates students completing 30 credit hours each academic year. RSU also calculated a 5 percent

A. Funding Sources	Year of Program				
	1 st Year	2 nd Year	3 rd Year	4 th Year	5 th Year
<i>increase in tuition each year.</i>					
TOTAL	\$50,100	\$52,500	\$77,280	\$92,650	\$121,800

B. Breakdown of Budget Expenses/Requirements	Year of Program				
	1 st Year	2 nd Year	3 rd Year	4 th Year	5 th Year
Administrative/Other Professional Staff	\$0	\$0	\$0	\$0	\$0
Faculty	\$0	\$4,200	\$4,500	\$4,600	\$4,700
<i>Narrative/Explanation: The proposed program is multidisciplinary and will utilize existing courses; therefore faculty salaries are supported through various departments. The amounts shown are budgeted for adjunct or faculty overload to teach the junior and senior seminar. RSU does not anticipate offering the seminars until year 2.</i>					
Mentors	\$0	\$1,200	\$1,500	\$2,100	\$2,700
<i>Narrative/Explanation: The amounts shown are budgeted for a mentor, selected by the student and approved by the instructor of record, who will be required to meet with the student to discuss the student's senior paper.</i>					
Student Employees	\$0	\$0	\$0	\$0	\$0
Equipment and Instructional Materials	\$0	\$0	\$0	\$0	\$0
Library	\$0	\$0	\$0	\$0	\$0
Contractual Services	\$0	\$0	\$0	\$0	\$0
Other Support Services	\$0	\$0	\$0	\$0	\$0
Commodities	\$0	\$0	\$0	\$0	\$0
Printing	\$2,000	\$2,000	\$2,500	\$2,500	\$3,000
<i>Narrative/Explanation: The amounts shown are budgeted for costs of printing recruitment materials.</i>					
Telecommunications	\$0	\$0	\$0	\$0	\$0
Travel	\$0	\$0	\$0	\$0	\$0
Awards and Grants	\$0	\$0	\$0	\$0	\$0
TOTAL	\$2,000	\$7,400	\$8,500	\$9,200	\$10,400

Attachment

ATTACHMENT A

**ROGERS STATE UNIVERSITY
BACHELOR OF GENERAL STUDIES IN GENERAL STUDIES**

Degree Requirements	Credit Hours
General Education Courses	41
ENGL 1113 Composition I	3
ENGL 1213 Composition II	3
SPCH 1113 Speech Communication	3
HIST 2483 or HIST 2493 American History to 1877 American History since 1877	3
POLS 1113 American Federal Government	4
ECON 2113 or ECON 2123 or PSY 1113 or SOC 1113 Select 1 course from the following: Principles of Macroeconomics Principles of Microeconomics Introduction to Psychology Introduction to Sociology	3
CHEM 1315 or GEOL 1014 or GEOL 1114 or GEOL 1124 or GEOL 1224 or GEOL 2124 or PHYS 1014 or PHYS 1114 Select 1 course from the following: General Chemistry I Earth Science Physical Geology Physical Geography Historical Geology Astronomy General Physical Science General Physics I	4-5
BIOL 1114 or BIOL 1134 or BIOL 1144 Select 1 course from the following: General Biology General Environmental Biology General Cellular Biology	4
MATH 1503 or MATH 1513 or MATH 1613 or MATH 1715 or MATH 2265 Select 1 course from the following: Mathematics for Critical Thinking College Algebra Trigonometry Pre-Calculus Analytical Geometry	3-5
ART/HUM 1113 or COMM/HUM 2413 or ENGL 2613 or HUM 2113 or HUM 2223 or HUM 2893 or MUSIC/HUM 2573 or PHIL 1113 Select 2 courses from the following: Art Appreciation Theatre Appreciation Introduction to Literature Humanities I Humanities II Cinema Music Appreciation Introduction to Philosophy	6
BIOL 3013 or Select 1 course from the following: Plants and Civilization	

ECON 3003 or GEOG 2243 or GERM 1113 or HIST 2013 or HIST 2023 or HUM 3633 or LANG 1113 or NAMS 1143 or NAMS 2503 or PHIL 1313 or POLS 3053 or SOC 3213 or SPAN 1113	International Economic Issues and Policies Human Geography Beginning German World Civilization I World Civilization II Comparative Religion Foundations of World Languages Native Americans of North America Cherokee I Values and Ethics International Relations Minority Groups Beginning Spanish	
Electives to Total 41 credit hours		0-3
Major Requirements		42-54
*BGS 3003	Junior Seminar	3
*BGS 4003	Senior Seminar	3
Students must select two of the following university-approved minors as their areas of concentration. Areas must be from separate disciplines.		
Art		21
Biology		21-23
Business Administration		24
Chemistry		20
Communication Arts		18
Computer Sciences		19
Corporate Communications		18
Criminal Justice		24
English		18
Environmental Studies		21
Graphic Design		24
History		21
Honors		18
Humanities		21
Justice Administration		21
Military History		24
Music		22
Native American Studies		18
Not-For-Profit Administration		24
Philosophy		21

Political Science	18
Psychology	18
Public Administration	21
Radio-Television	18
Social Entrepreneurship	24
Sociology	18
Spanish	24
Sport Management	18-21
Technical Writing	18
Minor	18-24
Students must select a university-approved minor that does not duplicate either of their areas of concentration.	
General Electives	5-23
Select courses so that credit hours completed total 124.	
Total	124

*Asterisks denote new courses

Meeting of the
OKLAHOMA STATE REGENTS FOR HIGHER EDUCATION
October 16, 2014

AGENDA ITEM #6-e:

New Programs.

SUBJECT: Connors State College. Approval to offer the Certificate in Certified Nursing Assistant and the Certificate in Licensed Practical Nurse.

RECOMMENDATION:

It is recommended that the State Regents approve Connors State College's requests to offer the Certificate in Certified Nursing Assistant and the Certificate in Licensed Practical Nurse, with the stipulation that continuation of the programs will depend upon meeting the criteria established by the institution and approved by the State Regents, as described below.

- **Certificate in Certified Nursing Assistant.** This certificate is embedded within the Associate in Applied Science in Nursing (068) and will be included in the regular 5-year program review due in 2015.
- **Certificate in Licensed Practical Nurse.** This certificate is embedded within the Associate in Applied Science in Nursing (068) and will be included in the regular 5-year program review due in 2015.

BACKGROUND:

Academic Plan

Connors State College's (CSC) 2013-2014 Academic Plan lists the following institutional priorities and new funding initiatives:

- Increase retention and success in developmental courses to national averages. This will be a major focus area for 2013-2014.
 - Continue to review developmental program, making curricular and instructional modifications as dictated by the data:
 - Student retention rates
 - Student success rates (70 percent success in meeting class objectives)
 - Student evaluations of course/instructor
 - Instructor feedback
 - Establish, equip and staff College Success Centers (CSC) on each campus location. CSC will offer free tutoring, career advisement, academic skill development workshops, etc.
 - Develop a freshman orientation program that will be required of all first-time college students and those transfer students who are admitted on academic probation.
- Increase the number and quality of online courses.

- Develop a comprehensive Distance Education policy that will guide how courses are: developed, reviewed for appropriate content and rigor, evaluated, and counted in faculty load as well as addressing faculty compensation.
- Initiate a quality review of existing online courses.
- Increase the number of general education courses by two per year. To be taught online.
- Evaluate retention and success of students in online courses and compare to traditional face-to-face and ITV courses.
- Annually review existing Assessment of Student Learning and Assessment Plan.
 - Review and revise (if needed) all program level objectives and measurements for objectives.
 - Review and revise (if needed) the Assessment Plan.
 - Further standardize the methods for collection and analysis of data from assessment of student learning in the General Education area.
- Submit two allied health Cooperative Alliance Program request to OSRHE for approval.
 - State and national data indicate an increasing demand for health care professionals in the coming years. Connors State College will partner with Indian Capital Technology Center to develop programs in Occupational Therapy Assistant and Physical Therapist Assistant. Our research indicates strong student and employer demand will exist for these programs.

APRA Implementation

In August 1991, the State Regents launched the Academic Planning/Resource Allocation (APRA) initiative, which was based on the principle that institutional officials would prioritize their programs and activities, and then fund higher priority activities at levels that ensured quality. In times of flat or declining budgets or financial constraints, institutions are expected to reallocate resources from lower priority activities to higher priority activities, rather than reducing quality by funding lower priority activities at the same rate as higher priority activities.

Since 1992, CSC has taken the following program actions in response to APRA:

48	Degree and/or certificate programs deleted
10	Degree and/or certificate programs added

Program Review

CSC offers 23 degree and/or certificate programs as follows:

3	Certificates
16	Associate in Arts or Sciences Degrees
4	Associate in Applied Science Degrees
0	Baccalaureate Degrees
0	Master's Degrees
0	Doctoral Degrees
0	First Professional Degrees

All of these programs were reviewed in the past five years with the exception of those programs with specialty accreditation. Programs with specialty accreditation are aligned with CSC's program review schedule as appropriate. Thus, if a professional program received a ten-year accreditation, it would not be reviewed for ten years, which is an approved exception to State Regents' policy.

Program Development Process

CSC’s faculty developed the proposals, which were reviewed and approved by institutional officials. CSC’s governing board approved delivery of the Certificate in Certified Nursing Assistant and the Certificate in Licensed Practical Nurse at the January 24, 2014 meeting. CSC requests authorization to offer these certificates as outlined below.

POLICY ISSUES:

This action is consistent with the Academic Program Approval policy.

ANALYSIS:

Certificate in Certified Nursing Assistant

Program purpose. The proposed certificate is embedded within the Associate in Applied Science in Nursing (068) and will prepare students for Certification for Nursing Assistant (CNA) exam.

Program rationale and employment opportunities. CSC reports an average of 95 applicants per semester for their Associate in Applied Science (AAS) in Nursing (068) program, with approximately 51 percent of those applicants being qualified to be admitted into the program. However, some of these students are unable to complete the program due to a variety of factors, including academics, finances, and life issues. Students who are able to complete a specific portion of the curriculum are eligible to take the CNA exam. These individuals will then be able to find employment within the nursing field. Additionally, some students may wish to obtain their CNA and begin employment in the field while working toward completing their AAS degree. According to the Oklahoma Employment Security Commission, job growth for nursing assistants is expected to increase 13 percent through 2022. CSC is confident students will find employment upon completion of the curriculum.

Student demand. The proposed certificate program is expected to fulfill student demand within the Associate in Applied Science in Nursing (068) program.

Duplication and impact on existing programs. There are no Certificate in Certified Nursing Assistant programs offered in Oklahoma. A system wide letter of intent was communicated by email July 22, 2014. None of the State System institutions notified the State Regents’ office of a protest. Approval will not constitute unnecessary duplication.

Curriculum. The proposed certificate program will consist of 30 total credit hours as shown in the following table. No new courses will be added and the curriculum is detailed in the attachment (Attachment A).

Content Area	Credit Hours
General Education	9
Support and Related Courses	14
Program Requirements	7
Total	30

Faculty and staff. Existing faculty will teach the proposed program.

Financing and program resource requirements. The proposed program is an embedded certificate within the Associate in Applied Science in Nursing (068) program. Program resource requirements are supported through the main program and the certificate will be offered on a self-supporting basis. Current tuition and fee structure will be sufficient to adequately fund the certificate. No additional funding is requested from the State Regents to support the certificate.

Certificate in Certified Licensed Practical Nurse

Program purpose. The proposed certificate is embedded within the Associate in Applied Science in Nursing (068) and will prepare students for careers as a Licensed Practical Nurse (LPN).

Program rationale and employment opportunities. CSC offers an Associate in Applied Science in Nursing (068) program for individuals whose goal is to become a Registered Nurse. The program accepts approximately 51 percent of the applicants. However, some of these students are unable to complete the program due to a variety of factors, including academics, finances, and life issues. Students who are able to complete a specific portion of the curriculum are eligible to take the LPN exam. These individuals will then be able to find employment within the nursing field. Additionally, some students may wish to obtain their LPN certification and begin employment in the field while working toward completing their AAS degree. According to the Oklahoma Employment Security Commission, jobs for LPNs are expected to increase 13 percent through 2022. CSC is confident students will find employment upon completion of the curriculum.

Student demand. The proposed certificate program is expected to fulfill student demand within the Associate in Applied Science in Nursing (068) program.

Duplication and impact on existing programs. The proposed program may share some similar content with the following programs:

Institution	Existing Program
Northern Oklahoma College	Certificate in Practical Nurse Eligibility (677)

A system wide letter of intent was communicated by email July 22, 2014. None of the State System institutions notified the State Regents’ office of a protest. Approval will not constitute unnecessary duplication.

Curriculum. The proposed certificate program will consist of 30 total credit hours as shown in the following table. No new courses will be added and the curriculum is detailed in the attachment (Attachment B).

Content Area	Credit Hours
Support and Related Courses	10
Program Requirements	20
Total	30

Faculty and staff. Existing faculty will teach the proposed program.

Financing and program resource requirements. The proposed program is an embedded certificate within the Associate in Applied Science in Nursing (068) program. Program resource requirements are

supported through the main program and the certificate will be offered on a self-supporting basis. Current tuition and fee structure will be sufficient to adequately fund the certificate. No additional funding is requested from the State Regents to support the certificate.

**CONNORS STATE COLLEGE
CERTIFICATE IN CERTIFIED NURSING ASSISTANT**

Degree Requirements		Credit Hours
General Education		9
ENGL 1113	English Composition I	3
ENGL 1213	English Composition II	3
POLS 1113	American Federal Government	3
Support and Related Courses		14
BIOL 1314	Anatomy and Physiology I	4
BIOL 1324	Anatomy and Physiology II	4
FCSE 1213	Introduction to Nutrition	3
PSYC 1113	Introduction to Psychology	3
Program Requirements		7
NURS 1117	Foundations of Nursing	7
Total		30

CONNORS STATE COLLEGE
 CERTIFICATE IN LICENSED PRACTICAL NURSE

Degree Requirements		Credit Hours
Support and Related Courses		10
BIOL 1324	Anatomy and Physiology II	4
FCSE 1213	Introduction to Nutrition	3
PSYC 1113	Introduction to Psychology	3
Program Requirements		20
NURS 1117	Foundations of Nursing	7
NURS 1132	Math for Nurses	2
NURS 1228	Adaptations of the Family	8
NURS 1223	Clinical Practicum	3
Total		30

Meeting of the
OKLAHOMA STATE REGENTS FOR HIGHER EDUCATION
October 16, 2014

AGENDA ITEM #6-f:

New Programs.

SUBJECT: Oklahoma State University-Oklahoma City. Approval to offer the Certificate in Electronics Engineering Technology.

RECOMMENDATION:

It is recommended that the State Regents approve Oklahoma State University-Oklahoma City's request to offer the Certificate in Electronics Engineering Technology, with the stipulation that continuation of the program will depend upon meeting the criteria established by the institution and approved by the State Regents, as described below.

- **Certificate in Electronics Engineering Technology.** This certificate is embedded within the Associate in Applied Science in Electronics Engineering Technology (006) and will be included in the regular 5-year program review due in 2018.

BACKGROUND:

Academic Plan

Oklahoma State University-Oklahoma City's (OSU-OKC) 2013-2014 Academic Plan lists the following institutional priorities and new funding initiatives:

The most important academic priorities for OSU-OKC are to increase retention and graduation rates, enhanced student success, and academic excellence.

- **Student Success and Opportunities Center and the Division of Initial College Studies:** These two areas partnered to place academic tutors within several developmental classrooms. These tutors were in the classrooms during the first two weeks of the semester. Student interaction with the tutors increased, both in and out of the classroom, due to students' having established a relationship with the tutors. Due to the early success, the program will be expanded this year.
- **Student Retention and Graduation:** The University recognizes the need to increase the retention and graduation rates of students. In addressing the notion that retention and graduation is more than just a task of Student Services, each academic division will develop a division plan for addressing student retention and graduation. This plan and metrics will be submitted to the Vice-President of Academic Affairs, and will be evaluated annually.
- **Soft Skills and Professionalism:** Business and industry stakeholders have expressed a trend in their hiring processes, noting the absence of soft skills in many of their new employees. In response to this need, academic programs will examine the need for soft skills instruction within their programs, and develop focused plans on how to address these much-needed skills through courses presently offered within the program.

- **Prior Learning Assessment:** Many non-traditional students enter college with many valuable real-world work experiences. Some of these experiences are complimentary of some of the technical competencies taught in college courses. The Prior Learning Assessment process provides an avenue for students to receive college credit for those experiences. The university will explore PLA to assist students in progressing towards their degree or certificate.
- **Academic Advising Support:** The President has approved of adding an additional academic advisor to the campus who will be focused on the Division of Arts and Sciences. While this is a half-time position, the level of student support through advisement will be enhanced by this addition. Since 2011, the campus has increased the number of academic advisors by over 150%.

APRA Implementation

In August 1991, the State Regents launched the Academic Planning/Resource Allocation (APRA) initiative, which was based on the principle that institutional officials would prioritize their programs and activities, and then fund higher priority activities at levels that ensured quality. In times of flat or declining budgets or financial constraints, institutions are expected to reallocate resources from lower priority activities to higher priority activities, rather than reducing quality by funding lower priority activities at the same rate as higher priority activities.

Since 1992, OSU-OKC has taken the following program actions in response to APRA:

51	Degree and/or certificate programs deleted
55	Degree and/or certificate programs added

Program Review

OSU-OKC offers 55 degree and/or certificate programs as follows:

17	Certificates
8	Associate in Arts or Sciences Degrees
29	Associate in Applied Science Degrees
1	Baccalaureate Degree
0	Master’s Degrees
0	Doctoral Degrees
0	First Professional Degrees

All of these programs were reviewed in the past five years with the exception of those programs with specialty accreditation. Programs with specialty accreditation are aligned with OSU-OKC’s program review schedule as appropriate. Thus, if a professional program received a ten-year accreditation, it would not be reviewed for ten years, which is an approved exception to State Regents’ policy.

Program Development Process

OSU-OKC’s faculty developed the proposal, which was reviewed and approved by institutional officials. OSU-OKC’s governing board approved the Certificate in Electronics Engineering Technology at the June 20, 2014 meeting. OSU-OKC requests authorization to offer this certificate as outlined below.

POLICY ISSUES:

This action is consistent with the Academic Program Approval policy.

ANALYSIS:

Certificate in Electronics Engineering Technology

Program purpose. The proposed certificate is embedded within the Associate in Applied Science in Electronics Engineering Technology (006) and will prepare students for careers as Electrical Engineering Technicians (EET).

Program rationale and employment opportunities. OSU-OKC students, local industry, and defense employees continue to show interest in jobs as electronic technicians. In addition, Tinker Air Force Base (TAFB) has expressed an interest in employing technicians with EET certificates. In response to these needs, the proposed certificate was developed, in part, as a partnership between OSU-OKC and TAFB and is intended to address an expected increase in the need for skilled professionals who can support software development and maintenance activities. Although the certificate is not exclusive to TAFB employees, for those students employed at TAFB and selected into the program, TAFB will cover the cost of tuition, fees and books associated with the course requirements. OSU-OKC is confident certificate holders will meet the industry demand for an EET credentialed work force.

Student demand. The proposed certificate program is expected to fulfill student demand within the Associate in Applied Science in Electronics Engineering Technology (006) program.

Duplication and impact on existing programs. The proposed program may share some similar content with the following programs:

Institution	Existing Program
Tulsa Community College	Certificate in Electronics Technology (223)
Redlands Community College	Certificate in Electronics Technology (071)

A system wide letter of intent was communicated by email July 30, 2014. Cameron University (CU) requested a copy of the proposal, which was sent via email August 1, 2014. Neither CU nor other State System institutions notified the State Regents' office of a protest. Approval will not constitute unnecessary duplication.

Curriculum. The proposed certificate program will consist of 34 total credit hours as shown in the following table. No new courses will be added and the curriculum is detailed in the attachment (Attachment A).

Content Area	Credit Hours
Program Requirements	34
Total	34

Faculty and staff. Existing faculty will teach the proposed program.

Financing and program resource requirements. The proposed program is an embedded certificate within the Associate in Applied Science in Electronics Engineering Technology (006) program. Program resource requirements are supported through the main program and the certificate will be offered on a self-supporting basis. Current tuition and fee structure will be sufficient to adequately fund the certificate. No additional funding is requested from the State Regents to support the certificate.

ATTACHMENT A

**OKLAHOMA STATE UNIVERSITY-OKLAHOMA CITY
CERTIFICATE IN ELECTRONICS ENGINEERING TECHNOLOGY**

Degree Requirements		Credit Hours
Program Requirements		34
EET 1104	Fundamentals of Electricity	4
EET 1244	Circuit Analysis I	4
EET 2101	Electronic Construction and Design	1
EET 2333	Industrial Computer Programming	3
EET 2224	Electronic Amplifiers	4
EET 2373	Digital Logic Analysis	3
EET 2643	Operational Amplifiers	3
MATH 1513	College Algebra	3
MATH 1613	Trigonometry	3
ENGL 1113	Composition I	3
ENGL 2333	Introduction to Technical Writing	3
Total		34

Meeting of the
OKLAHOMA STATE REGENTS FOR HIGHER EDUCATION
October 16, 2014

AGENDA ITEM #7:

Program Deletions.

SUBJECT: Approval of institutional requests.

RECOMMENDATION:

It is recommended that the State Regents approve the following request for a program deletion as described below.

BACKGROUND:

Eastern Oklahoma State College (EOSC) requests authorization to delete the program listed below:

- Associate in Science in Pre-Professional (051)

POLICY ISSUES:

This action is consistent with the State Regents' Academic Program Review policy.

ANALYSIS:

EOSC requests authorization to delete the Associate in Science in Pre-Professional (051). This program was approved prior to 1990. Reasons for requesting the deletion include:

- EOSC reports this curriculum has been available as an option under the Associate in Science in Life Science (005) program for several years and a stand-alone degree is no longer needed.
- There are currently no students enrolled.
- No courses will be deleted as they are utilized in the option and as electives.
- No funds are available for reallocation.

Meeting of the
OKLAHOMA STATE REGENTS FOR HIGHER EDUCATION
October 16, 2014

AGENDA ITEM #8:

Oklahoma's Promise.

SUBJECT: FY2016 Official Funding Estimate for the Oklahoma's Promise Scholarship Program.

RECOMMENDATION:

It is recommended that the State Regents provide to the State Board of Equalization a funding estimate of \$61.7 million for the cost of the Oklahoma's Promise scholarship program for fiscal year 2016 and further recommend that \$59 million of the funding estimate be allocated from the General Revenue Fund with the remaining \$2.7 million funded from the program's trust fund reserve.

BACKGROUND:

During the 2007 session, the Oklahoma Legislature passed SB 820 providing a dedicated funding source to ensure full and stable financial support for the program. By statute, the State Regents must provide a funding estimate to the State Board of Equalization no later than November 1 of each year. The funding estimate is for the fiscal year that begins the following July 1.

The seven-member State Board of Equalization is comprised of the Governor, Lieutenant Governor, State Auditor and Inspector, State Treasurer, Attorney General, Superintendent of Public Instruction, and the President of the Board of Agriculture. The Board is responsible for certifying the total amount of funds that the Legislature can appropriate from the state's General Revenue Fund. The Board also has the responsibility to determine the amount of revenue necessary to fund the Oklahoma's Promise scholarships and subtract that amount from the total funds available for appropriation from the General Revenue Fund.

POLICY ISSUES:

The implementation of a dedicated funding source for the Oklahoma's Promise program was a long-standing legislative goal of the State Regents. This funding process helps ensure that the promised financial benefit to students participating in the program will always be fulfilled. It also recognizes that the financial obligation of the Oklahoma's Promise program is an obligation of the state as a whole, not just the state's higher education system.

ANALYSIS:

FY2015-16 Estimate

Based on current data and projections, it is estimated that in 2015-16, the cost of the Oklahoma's Promise program will be \$61.7 million, an increase of \$700,000 or 1.1 percent from the 2014-15 funding level of \$61.0 million. The number of students expected to receive an Oklahoma's Promise award in 2015-16 is 17,550, down about 750 or 4.1 percent from the original 2014-15 estimate of 18,300 recipients.

Factors taken into consideration to calculate the estimates include: (1) the enrollment rates of 8th, 9th, and 10th grade students in the program; (2) the rate at which Oklahoma's Promise high school students qualify

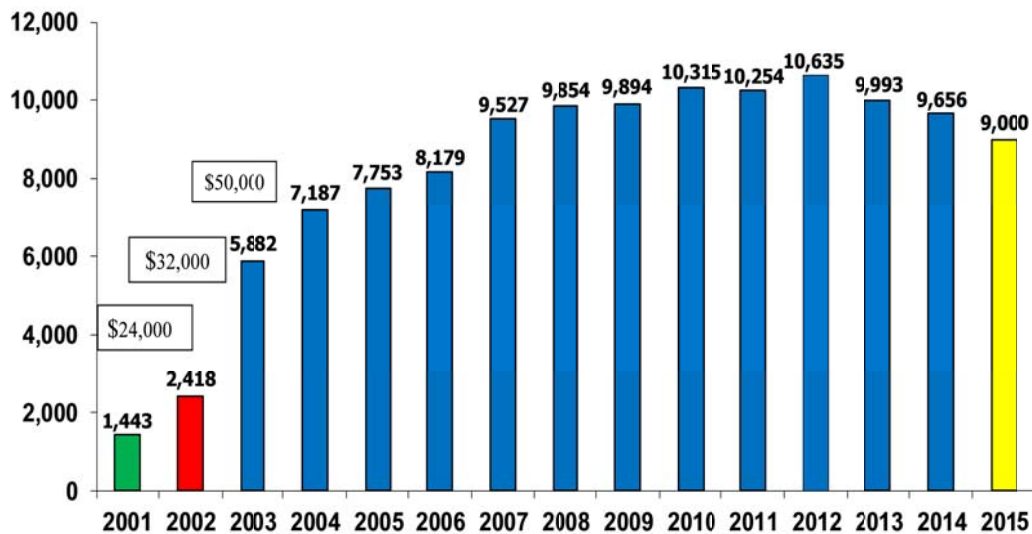
for the scholarship; (3) their high school-to-college going rates; (4) their enrollment patterns at colleges in Oklahoma; (5) their persistence/award-retention rates in college; (6) the average number of semester credit hours in which students enroll; (7) the tuition rates at each institution; and (8) estimated tuition increases.

The cost projections incorporate the following specific assumptions:

- The number of Oklahoma’s Promise students enrolled in the 2015 high school graduating class is projected to decline by about 700 students or 7 percent compared to the 2014 graduating class (from about 9,700 to 9,000). Because the \$50,000 family income eligibility limit is not inflation-adjusted, the number of students enrolling in the program in future years is expected to continue to decline.



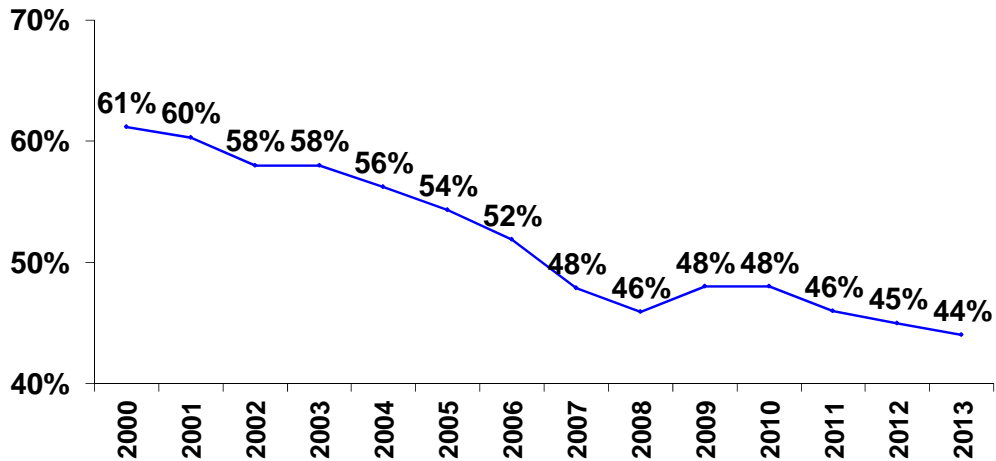
OKPromise High School Enrollment (By High School Graduation Year)



As of 9-24-14

Since 2000, when the Legislature set the family income limit at \$50,000, the percentage of Oklahoma families with incomes under \$50,000 has declined from 61 percent to 44 percent in 2013 (see following chart).

Estimated Percent of Oklahoma Families with Total Income Under \$50,000



Source: US Census Bureau, 2000 Census, American Community Survey-2001-2013

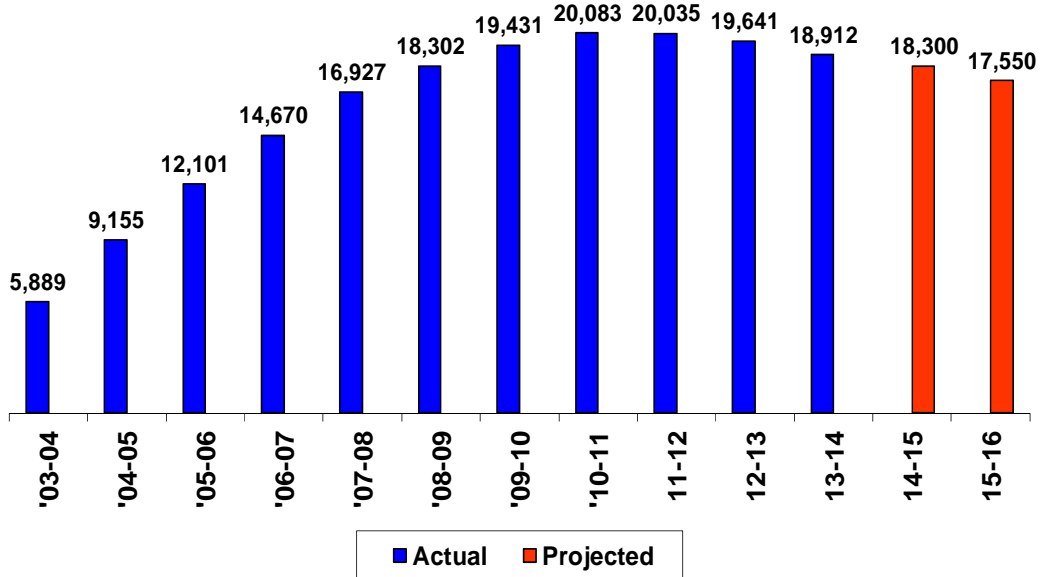
- About sixty-five percent (65.2%) of Oklahoma’s Promise students in the high school graduating class of 2015 will qualify for the scholarship.
- About 77 percent of the 2015 high school graduates qualifying for the scholarship will actually enroll in an Oklahoma college and receive the scholarship in 2015-16. This assumption is slightly less than the historical average due in part to the implementation in fall 2012 of a new statutory second family income check that disqualifies students whose family income is more than \$100,000 at the time the student begins college. Approximately 60-90 students in each entering freshmen class are expected to be permanently disqualified by this provision.
- Overall, students receiving the award in college will enroll in an average of about 26 semester credit hours. The average credit hour enrollment per student at the University of Oklahoma increased in 2013-14 due to the implementation of a flat-rate tuition policy (charging a flat tuition rate for 12-21 credit hours per fall/spring semester) which provides an incentive for students to take at least 30 semester credit hours per year. Three other universities – Oklahoma State University, the University of Science and Arts of Oklahoma, and Langston University are implementing flat-rate tuition policies in 2014-15.
- The award-retention/persistence rates of Oklahoma’s Promise students in college will be slightly less than prior years due to the implementation of a new statutory requirement that students must meet federal “Satisfactory Academic Progress” standards beginning in 2012-13 and new college GPA requirements that apply to students entering college in 2012 and thereafter.

Projected Scholarship Recipients

The number of Oklahoma's Promise award recipients in college peaked at nearly 20,100 in 2010-11. Since then, the number has gradually declined each year and is expected to continue to decline in future years.



Scholarship Recipients



As of 9-24-14

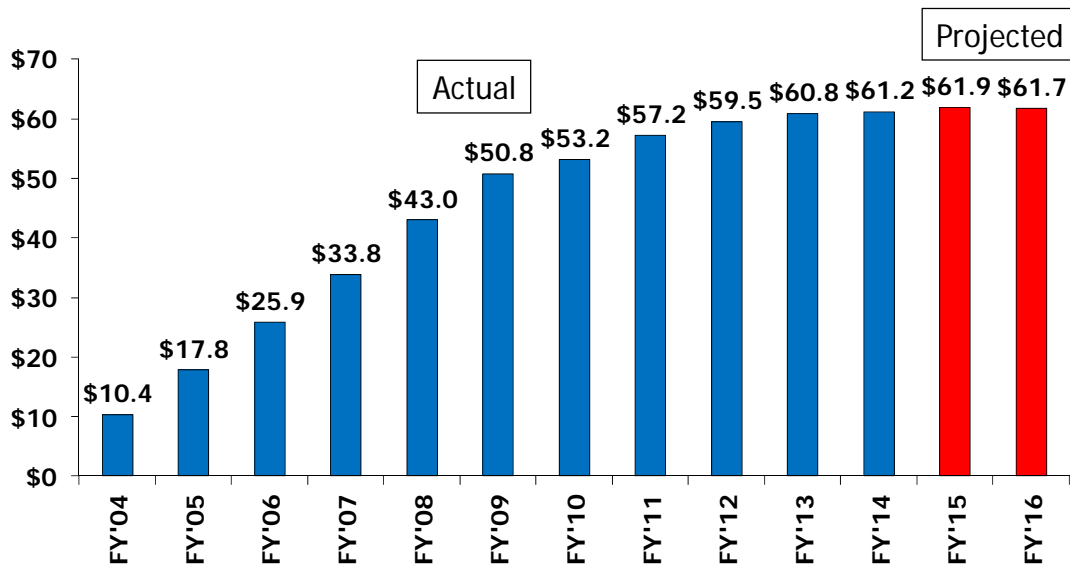
Projected Scholarship Expenditures

After growing significantly between 2003-04 and 2011-12, scholarship expenditures remained level for 2012-13 and 2013-14 at about \$61 million. Projected expenditures for 2014-15 and 2015-16 are expected to be about \$62 million. The current period of relatively flat expenditures is due to simultaneous decreases in program participants and gradual increases in tuition costs.



Scholarship Expenditures

(In \$ millions, by fiscal year)



As of 9/17/14

Update of 2014-15 Projected Costs

The most recent projection for 2014-15 actual expenditures is \$61.9 million, an increase of \$900,000 or 1.5 percent from the \$61 million funding estimate approved by the State Regents in October 2013. Reasons the updated cost projections are more than the original funding estimate include: (1) the average semester credit hour enrollment of OK Promise college students is expected to be higher in 2014-15 due to the implementation of flat-rate tuition policies at three more universities, and (2) actual tuition rates for 2014-15 are slightly higher than estimated average tuition rates used for the original cost projections.

Recommended Sources of Funding for FY2016

It is recommended that the FY2016 funding estimate of \$61.7 million be allocated from the following sources:

FY2016 General Revenue Fund	\$59,000,000
<u>Program Trust Fund Reserve Expenditures for FY2016</u>	<u>\$2,700,000</u>
Total FY2016 Funding Estimate	\$61,700,000

Based on the current reserve balance of the Oklahoma's Promise Trust Fund and projected expenditures, the State Regents recommend that \$2.7 million be expended from the Trust Fund reserve in FY2016 for scholarship costs. This amount is projected to leave a Trust Fund reserve balance of roughly \$3 million or about 5% at the end of 2015-16 academic year. The Trust Fund reserve is necessary to address any variances that may occur between projected and actual expenditures. In addition, since the scholarship award expenditures are not uniform throughout the year, but are concentrated around the months of September and February, the reserve also helps ensure sufficient cash-flow resources if the state's revenue experience ever restrains the timely allocation of funds. Based on current projections, trust fund balances will likely not be available to offset annual funding estimates after FY2016.

**Oklahoma's Promise
Funding Sources / Year End Trust Fund Balances**

	<u>Funding Estimate</u>	<u>From General Revenue</u>	<u>From Trust Fund</u>	<u>June 30 Trust Fund Balance</u>
FY'2011	\$57,000,000	\$57,000,000		\$15,626,849
FY'2012	\$63,200,000	\$63,200,000		\$20,121,256
FY'2013	\$63,000,000	\$57,000,000	\$6,000,000	\$19,852,259
FY'2014	\$62,700,000	\$57,000,000	\$5,700,000	\$12,400,074
FY'2015 estimate	\$61,000,000	\$57,000,000	\$4,000,000	\$6,000,000
FY'2016 estimate	\$61,700,000	\$59,000,000	\$2,700,000	\$3,300,000

Expenditure History: The following table shows the program's history of expenditures since scholarships were first paid in 1996-97.

<u>Academic Year</u>	<u>Award Recipients</u>	<u>Percent Change</u>	<u>Award Expenditures</u>	<u>Percent Change</u>
1996-97	470		\$537,318	
1997-98	619	31.7%	\$758,685	41.2%
1998-99	850	37.3%	\$1,077,036	42.0%
1999-00	1,245	46.5%	\$1,699,893	57.8%
2000-01	1,717	37.9%	\$2,311,004	35.9%
2001-02	2,004	16.7%	\$2,913,845	26.1%
2002-03	2,982	48.8%	\$4,589,334	57.5%
2003-04	5,889	97.5%	\$10,433,086	127.3%
2004-05	9,155	55.5%	\$17,755,071	70.2%
2005-06	12,101	32.2%	\$25,860,675	45.6%
2006-07	14,670	21.2%	\$33,769,645	30.6%
2007-08	16,927	15.4%	\$43,008,963	27.4%
2008-09	18,302	8.1%	\$50,843,941	18.2%
2009-10	19,431	6.2%	\$53,154,855	4.5%
2010-11	20,083	3.4%	\$57,168,381	7.6%
2011-12	20,035	-0.2%	\$59,516,235	4.1%
2012-13	19,642	-2.0%	\$60,809,957	2.2%
2013-14	18,912	-3.7%	\$61,172,497	0.6%

2014-15 original funding estimate	18,300	-3.2%	\$61,000,000	-0.2%
2014-15 updated projection	18,300	-3.2%	\$61,900,000	1.5%

2015-16 estimate	17,750	-4.1%*	\$61,700,000	1.1%*
-------------------------	---------------	---------------	---------------------	--------------

*percent change is compared to 2014-15 original funding estimate

Meeting of the
OKLAHOMA STATE REGENTS FOR HIGHER EDUCATION
October 16, 2014

AGENDA ITEM #9:

Priority Academic Student Skills.

This item will be available at the meeting.

Meeting of the
OKLAHOMA STATE REGENTS FOR HIGHER EDUCATION
October 16, 2014

AGENDA ITEM #10-a:

Policy.

SUBJECT: Approval of Changes to Tuition and Fee Policy.

RECOMMENDATION:

It is recommended that the State Regents approve changes to the Tuition and Fee Policy which incorporate the Oklahoma Student Veteran Leave of Absence Act of 2014

BACKGROUND:

Constitutional and Statutory Provisions for the Coordination of Higher Education Tuition and Fees

Article XIII-A of the Constitution of the State of Oklahoma establishes the Oklahoma State Regents for Higher Education as the coordinating board of control for all public institutions in The Oklahoma State System of Higher Education. Among others, specific powers enumerated include the power to prescribe and coordinate student fees and tuition within limits prescribed by the Legislature. The State Regents are authorized by statute to 1) establish resident tuition and mandatory fees at levels less than the average rate charged at public institutions in the Big Twelve Conference for comprehensive universities and less than the average rate charged at peer institutions for regional and two-year institutions, 2) establish undergraduate guaranteed tuition rates at public four-year institutions for first-time-entering, full-time, resident students, 3) establish academic services fees, not to exceed the cost of the actual services provided, and 4) make a reasonable effort to increase need-based financial aid available to students proportionate to any increase in tuition, as well as annually report on tuition and fees.

POLICY ISSUES:

This item is consistent with the State Regents' policy and procedures.

ANALYSIS:

Senate Bill 1830 of the 2014 legislative session authorized the institutions in The Oklahoma State System of Higher Education to grant a leave of absence to student who is called to active duty. The act is known as the Oklahoma Student Veteran Leave of Absence Act of 2014. Students who are members of the active, uniformed military services of the United States will have the option to be granted a leave of absence when called to active duty while enrolled in institutions within The Oklahoma State System of Higher Education.

The following except is from the State Regents' Tuition and Fee Policy (Section 4.18.4.I) it reflects the appropriate changes.

TUITION AND FEES POLICY

4.18 STUDENT TUITION AND FEES

4.18.4 General Policies

- I. Refund of Tuition and Fees for Students Called to Active Military Service. If a student is called to active military service during a term in which the student has not completed an amount of work sufficient to receive a grade, the institution ~~may~~ shall refund the tuition and fees paid by the student for the current term, ~~or the institution may waive the amount of tuition and fees paid from the amount owed for tuition and fees for a future term following the student's tour of duty.~~

It is recommended that the State Regents approve the changes to the Tuition and Fee Policy.

Meeting of the
OKLAHOMA STATE REGENTS FOR HIGHER EDUCATION
October 16, 2014

AGENDA ITEM #10-b:

Policy.

SUBJECT: Administrative Operations – Purchasing - Proposed Rule Revisions.

RECOMMENDATION:

It is recommended that the State Regents authorize the filing of a Notice of Rulemaking Intent with the Office of Administrative Rules and that a copy of the text of the proposed permanent rule revisions to the Regents Purchasing Policy be provided to the Office of the Governor and to the Secretary of Education and Workforce Development.

BACKGROUND:

The Regents currently have exceptions to the purchasing policy for professional service contracts that do not include the services of education professionals. The Regents often have projects, programs and initiatives that require the unique expertise of education professionals who are intimately familiar with the Oklahoma K-12 or Higher Education systems and possess the necessary skills to achieve the goals established by the Regents. In addition to education professionals familiar with Oklahoma, there are also national and international education experts whose research and experience is invaluable to the Regents and its constituents. These individual professionals provide services that provide new perspectives and approaches that assist the agency in successfully performing essential agency functions and completing agency missions.

POLICY ISSUES:

Since the State Regents is intimately involved in the education of Oklahoma citizens that it should have the flexibility to identify and hire exceptional educational professionals without always resorting to a competitive bidding process. That process does not always lend itself to hiring the best and most suitable professional educators any more than it does when hiring attorneys, engineers, physicians or investment managers. The Regents' staff is equipped to identify experts in education through reputation, publications, and areas of expertise and skills that are narrowly focused on the project, program or initiative to be addressed.

ANALYSIS:

The proposed rule changes address the issue of hiring suitable education professionals in an efficient and cost effective manner. The process still requires written justification for all hires and provides for final approval of all personnel by the Chancellor or his designee.

Title 610 - State Regents for Higher Education

Chapter 1 – Administrative Operations

Subchapter 11 - Purchasing

Section 610:1-11-16 Professional and Personal services contracts

The following types of professional service contracts may be awarded without competitive bidding, except as may be otherwise provided by law applicable to the State Regents. All requests for the services must be supported by a written statement from the requesting unit justifying the selection. The requesting unit must consider the specific needs of the agency, the ability of the individual or firm to meet those needs in a timely manner, and the cost of the services. All contracts for professional services must be approved by the Chancellor or the Chancellor's designee.

- (1) A contract for the personal services of a physician, architect, attorney, certified public accountant, professional engineer, land surveyor, or other licensed professional as defined in 18 O.S., § 803(6).
- (2) Professional services of investment managers, investment consultants and actuary services.
- (3) Personal services of speakers, lecturers and education professionals.

Meeting of the
OKLAHOMA STATE REGENTS FOR HIGHER EDUCATION
October 16, 2014

AGENDA ITEM #11:

Revenue Bonds.

SUBJECT: Review of Statement of Essential Facts for the University of Oklahoma.

RECOMMENDATION:

It is recommended that the State Regents certify to the Attorney General of Oklahoma that the Statements of Essential Facts for the University of Oklahoma's General Obligation Revenue Bonds, Series 2015A in an amount of approximately \$30,435,000 and Series 2015B (taxable) in an amount of approximately \$5,115,000, is substantially accurate.

BACKGROUND:

For revenue bonds issued pursuant to Title 70, O.S., Supp. 2005, Sections 3305(n) and 3980.1 *et seq.*, a Statement of Essential Facts shall be prepared by the issuing Board of Regents for the use of and information of prospective bond purchasers and requires that the State Regents examine the Statement of Essential Facts and, if found to be substantially accurate, certify such to the Attorney General of Oklahoma. These series represent the twenty-eight and twenty-ninth series to be issued under the "General Obligation" legislation for the University of Oklahoma.

POLICY ISSUES: None

ANALYSIS:

The proceeds received from the sale of the Series 2015A/B bonds will be used (1) to construct, renovate, remodel, expand, and equip infrastructure and acquire real property in support of instructional and research activities on the Norman Campus, or reimburse the institution for improvements recently made to be funded by proceeds, (2) to pay a portion of interest on the bonds, and (3) to cover certain costs of issuance.

The bonds to be issued as fully registered bonds will be payable on July 1 each of the years 2014 through 2043, with interest payments commencing on January 1, 2014, and semiannually each year thereafter. The bonds are special obligations of the Board of Regents of the University of Oklahoma. These bonds are being issued on parity with the following general obligation bond issuances: 2006A, 2007A, 2007B, 2007C, 2007D, 2009A, 2009B, 2009C, 2010A, 2010B, 2011A, 2011B, 2011C, 2011D, 2011E, 2011F, 2012A, 2012B, 2012C, 2012D, 2013A, 2013B, 2013C, 2013D, 2014A, 2014B and 2014C. These bonds are the twenty-eighth and twenty-ninth issued under the University's General Bond Obligation authorization.

The University has pledged, as security for the bonds the General Revenues of the University including income to be received from usage of the facilities. No reserve requirement will be established with respect to these series of bonds. The pledged revenues as anticipated by the University's Board will provide

sufficient revenue to pay principal of and interest on the Bonds. Final approval by the University of Oklahoma's Board of Regents is scheduled for October 30, 2014. Therefore, this action will be contingent upon that board's approval of the projects.

The Statement of Essential Facts as reflected in the Preliminary Official Statement for the refunding utility project has been reviewed and found to be substantially accurate. Projected revenue, as described in the Statement, will assure that revenues will be adequate to cover debt service requirements. The University of Oklahoma maintains compliance with their Board of Regents' "Debt Policy," and will support the bonds by an achievable financial plan that will include servicing the debt, meeting new or increased operating costs, and maintaining an acceptable debt service coverage ratio.

A copy of the Preliminary Official Statement is available for review.

Financial data was provided by the University of Oklahoma and reviewed by Mr. Mike Newman, Financial Consultant to the university and Chris Kuwitzky, Associate Vice President and Chief Financial Officer, and internally reviewed by Sheri Mauck, Associate Vice Chancellor for Budget and Finance and Amanda Paliotta, Vice Chancellor for Budget and Finance.

Meeting of the
OKLAHOMA STATE REGENTS FOR HIGHER EDUCATION
October 16, 2014

AGENDA ITEM #12:

Endowment.

SUBJECT: Endowment Trust Fund Investment Performance Report and Annual Distribution Schedule.

RECOMMENDATION:

It is recommended that the State Regents approve a distribution of 4.5 percent of the June 30 market value totaling to the amount of \$25.2 million for fiscal year 2014, and \$32.1 for prior years' carryover-- totaling approximately \$57.3 million-- for institutional expenditure from eligible Endowment Trust Fund accounts and approve the corresponding account reports for the year-ended June 30, 2014.

BACKGROUND:

With the allocation at the May 25, 2014, meeting, the State Regents have allocated a total of approximately \$384.5 million to the Endowment Trust Fund for chairs, professorships and lectureships and from state appropriations since inception of the program in 1988. The last several years' allocations are dedicated to bond debt service with the exception of the one-time transfer in FY2012 of 146.9 million from the EDGE Trust. The 2008 legislature increased the debt service for endowed chairs bonding authority by \$4,899,645, for a current total allocation of \$11.6 million.

These allocations are to support the establishment of faculty chairs and professorships and for related activities to improve the quality of instruction and research at colleges and universities in the State System. State Regents have also allocated \$30 million for the Langston University Endowment since 1999 and have completed the commitment with the FY2015 allocation. In addition to state funding, the fund contains private matching funds and unrestricted gifts.

In September 2003, the endowment distribution policy was revised to allow for 4.5 percent of the three-year average market value at June 30 to be available for distribution. This revision became effective with the FY04 distribution. Also, included for the fifteenth year is the available distribution for the Langston University Endowment.

POLICY ISSUES:

Investments for the Endowment Trust Fund have been made in compliance with the State Regents' investment policy and relevant State Statutes.

STAFF ANALYSIS:

The market value of the trust fund was \$691.7 million, as of June 30, 2014. In FY14, the fund posted a gain of approximately 5.5 percent, net of fees.

The State Regents' current investment policy provides that "the investment committee shall determine the distribution...The distribution will not necessarily be equivalent to actual earnings during the year, but to maintain a distribution rate from year to year that, as a goal, will approximate 4.5 percent of the asset values based on an average of the past three years for the endowment trust fund." The attached distribution schedule reflects the distribution available for each eligible Endowment Trust Fund account and is presented for approval.

OKLAHOMA STATE REGENTS' ENDOWMENT TRUST FUND—2014 DISTRIBUTION SCHEDULE

Account	Account Balance, 6/30/14	Account Balance, 6/30/13	Account Balance, 6/30/12	Three-year Average Mkt. Value	# Qrts	FY14 Available Distribution	FY13 Carryover	Total Available Distribution
University of Oklahoma								
760001 David A. Kerr Chair in Letters	814,090.77	783,703.46	817,560.25	806,118.16	4	\$ 36,230.82	\$ (0.00)	\$ 36,230.81
760002 Helen Robson Walton Centennial Chair in Marketing Strategy	914,829.83	921,429.38	916,528.14	917,696.78	4	\$ 41,291.81	\$ (0.00)	\$ 41,291.81
760003 Putebaugh Chair in American Enterprise	401,309.78	386,330.30	403,020.55	396,886.36	4	\$ 17,859.91	\$ (0.00)	\$ 17,859.91
760004 Hitachi Ltd. Chair in Computer Science	802,597.56	772,639.25	806,018.04	793,751.32	4	\$ 36,718.82	\$ 0.00	\$ 36,718.83
760005 Asahi Glass Company Chair in Chemical Engineering	802,523.27	772,578.35	805,982.48	793,694.70	4	\$ 36,716.26	\$ (0.00)	\$ 36,716.26
760006 Grayce B. Kerr Centennial Chair - Chemistry and Biochemistry (Public)	856,794.64	788,228.72	784,036.00	809,686.45	4	\$ 36,436.89	\$ 72,060.95	\$ 108,496.84
760007 Grayce B. Kerr Centennial Chair - Chemistry and Biochemistry (Private)	869,633.45	800,040.09	795,784.54	821,819.36	4	\$ 36,981.87	\$ 73,140.76	\$ 110,122.63
760008 Eberly Family Chair in Geology and Geophysics	753,107.13	724,996.14	756,316.71	744,806.96	4	\$ 33,616.30	\$ 0.00	\$ 33,616.30
760009 Eberly Family Chair in Petroleum & Geological Engineering	753,217.32	725,102.30	756,427.36	744,816.32	4	\$ 33,621.30	\$ 0.00	\$ 33,621.30
760010 G. T. and Linby Blankenship Chair in the History of Liberty (formerly Freed)	1,095,996.14	1,055,086.24	1,100,667.03	1,063,916.47	4	\$ 48,776.24	\$ 0.00	\$ 48,776.24
760011 Henry Bellison Chair in Public Service	433,921.97	399,196.90	397,073.50	410,064.12	4	\$ 18,462.89	\$ 52,777.08	\$ 71,229.96
760012 Charles and Peggy Stephenson Chair in Petroleum Engineering	715,896.43	689,174.39	718,947.42	708,006.36	4	\$ 31,860.27	\$ 0.00	\$ 31,860.28
760013 Benjamin H. Perkinson Chair in Aerospace & Mechanical Engineering	146,599.03	141,127.20	147,227.11	144,984.45	4	\$ 6,624.30	\$ 0.00	\$ 6,624.30
760014 Robert Edwards Lowry Chair in Meteorology	733,722.32	706,334.90	736,849.28	726,636.50	4	\$ 32,663.60	\$ 0.00	\$ 32,663.60
760015 Fenelon Botsche Law Dean's Chair	490,374.71	472,070.65	492,464.58	484,969.36	4	\$ 21,823.66	\$ 0.00	\$ 21,823.66
760016 John A. & Lonnie Brock Chair in Energy Economics and Policy	701,250.90	675,180.58	704,373.51	693,601.96	4	\$ 31,212.07	\$ (0.00)	\$ 31,212.07
760017 Schusterman/Josey Chair in Judaic History	1,043,977.07	1,005,008.86	1,048,426.26	1,032,470.73	4	\$ 46,461.18	\$ 0.00	\$ 46,461.18
760018 L. A. Comp Chair in Aerospace and Mechanical Engineering	1,186,574.50	1,142,285.10	1,191,655.93	1,173,604.51	4	\$ 62,807.70	\$ (0.00)	\$ 62,807.70
760019 William J. Crowe, Jr. Chair in Geopolitics	1,408,396.65	1,356,309.13	1,414,905.06	1,393,370.26	4	\$ 62,701.66	\$ 0.00	\$ 62,701.66
760020 Edward Lamb McCollough Chair in Geology and Geophysics	1,427,798.06	1,374,503.09	1,433,383.02	1,412,061.39	4	\$ 63,642.16	\$ 0.00	\$ 63,642.16
760021 J.C. Penney Company Chair in Business Leadership	2,498,643.84	2,405,377.74	2,509,292.50	2,471,104.39	4	\$ 111,199.71	\$ 0.00	\$ 111,199.71
760022 McCasland Chair in Petroleum Engineering	1,390,813.16	1,338,898.72	1,396,740.49	1,376,484.13	4	\$ 61,896.79	\$ 0.00	\$ 61,896.79
760023 Gene and Elaine Edwards Family Chair in Law	490,374.71	472,070.65	492,464.58	484,969.36	4	\$ 21,823.66	\$ 0.00	\$ 21,823.66
760024 George L. Cross Chair in Botany & Microbiology	739,989.49	712,368.14	743,143.16	731,833.30	4	\$ 32,932.51	\$ (0.00)	\$ 32,932.51
760025 Floyd & Matha Norris Chair in Law	899,388.64	865,660.26	900,304.66	888,451.19	4	\$ 39,980.30	\$ 0.00	\$ 39,980.31
760026 Paul H. and Doris Eaton Travis Chair in Modern American History	934,821.81	899,927.99	938,805.64	924,518.48	4	\$ 41,603.38	\$ (0.00)	\$ 41,603.38
760027 Sun Company Chair in Civil Engineering & Environmental Science (former)	263,130.09	253,308.32	264,251.50	260,229.37	4	\$ 11,710.36	\$ (0.00)	\$ 11,710.36
760028 Rambaolt Chair in Finance (12/14/95)	592,428.22	592,428.22	618,021.71	606,616.32	4	\$ 27,387.73	\$ (0.00)	\$ 27,387.74
760029 Rath Chair in Strategic Management	1,085,529.45	1,045,010.23	1,090,155.73	1,070,696.14	4	\$ 48,310.43	\$ (0.00)	\$ 48,310.43
760030 Rath Chair in Accounting	723,686.08	696,673.28	726,770.27	715,709.38	4	\$ 32,206.94	\$ (0.00)	\$ 32,206.94
760031 Charles E. J. & Jean Smith Chair in Electrical & Computer Engineering	661,020.08	636,346.40	653,837.20	653,734.96	4	\$ 29,418.06	\$ 0.00	\$ 29,418.06
760032 Kenneth E. McAfee Chair in Law	423,094.69	407,319.63	424,976.52	418,463.51	4	\$ 18,830.86	\$ (0.00)	\$ 18,830.86
760033 Carol Elizabeth Young Chair in Honors	700,119.69	673,986.53	703,103.44	692,403.22	4	\$ 31,168.14	\$ 0.00	\$ 31,168.14
760034 Tilley Chair in Electrical Engineering	581,884.47	560,164.65	584,364.33	575,471.15	4	\$ 25,896.20	\$ 0.00	\$ 25,896.20
760035 James G. Harlow, Jr. Chair in Bus. Ethics and Community Service	639,930.68	616,044.19	642,657.93	632,877.30	4	\$ 28,479.49	\$ (0.00)	\$ 28,479.49
760036 Charles Man on Russell Memorial Chair	734,329.59	706,919.50	737,459.15	726,286.36	4	\$ 32,680.62	\$ (0.00)	\$ 32,680.62
760037 Michael F. Price Chair #1	1,926,036.62	1,834,144.05	1,934,244.96	1,904,808.36	4	\$ 86,716.38	\$ 0.00	\$ 86,716.39
760038 Bruce Alton Goff Chair in Creative Architecture	479,788.80	461,879.87	481,833.55	474,600.74	4	\$ 21,362.63	\$ (0.00)	\$ 21,362.63
760039 Anadarako (formerly Kerr-McGee) Centennial Professorship of Geology	426,371.88	429,429.41	427,145.21	427,648.38	4	\$ 19,244.20	\$ 0.00	\$ 19,244.20
760040 Anadarako (formerly Kerr-McGee) Centennial Professorship of Petroleum Engineering	423,740.90	407,924.06	425,546.79	419,070.98	4	\$ 18,868.18	\$ (0.00)	\$ 18,868.17
760041 Siegfried Centennial Chair of Marketing and Supply Chain Management (up)	713,484.01	686,851.99	716,524.50	706,620.17	4	\$ 31,762.91	\$ 0.00	\$ 31,762.91
760042 McMahon Centennial Professorship of News Communication	422,440.75	406,672.44	424,241.12	417,784.77	4	\$ 18,800.31	\$ (0.00)	\$ 18,800.31
760043 Earl Sneed Professorship of Law	332,209.88	334,592.17	332,812.42	333,204.32	4	\$ 14,994.22	\$ 0.00	\$ 14,994.22
760044 Conoco/Dupont Centennial Professorship of Chemical Engineering	371,526.63	357,109.99	373,109.99	367,481.79	4	\$ 16,634.48	\$ 0.00	\$ 16,634.48
760045 KFMG PeatMarwick Centennial Professorship of Accounting	375,219.94	361,214.23	376,819.05	371,084.41	4	\$ 16,698.80	\$ (0.00)	\$ 16,698.79
760046 C.M. Stieperich Centennial Professorship of Chemical Engineering and Mkt	373,383.42	359,446.25	374,974.69	369,268.12	4	\$ 16,617.07	\$ (0.00)	\$ 16,617.07
760047 O&AE Professorship of Electrical Engineering	406,851.21	391,700.76	409,335.35	402,629.11	4	\$ 18,118.31	\$ 0.00	\$ 18,118.31
760048 ATT (formerly SW Bell Foundation) Chair of Engineering (upgraded)	855,032.02	823,012.51	856,745.92	844,930.15	4	\$ 38,021.86	\$ (0.00)	\$ 38,021.86
760049 Lesch Centennial Chair in Mechanical Engineering (upgraded)	630,832.92	607,286.02	633,521.39	623,880.11	4	\$ 28,074.60	\$ 0.00	\$ 28,074.61
760050 McCasland Foundation Professorship of American Free Enterprise	449,412.11	472,620.16	470,106.21	464,046.16	4	\$ 20,882.08	\$ 0.00	\$ 20,882.08
760051 Joe & Robert E. Klazuba Chair of Geology and Geophysics (upgraded)	429,239.18	413,989.33	427,960.12	427,662.38	4	\$ 19,667.88	\$ 0.00	\$ 19,667.88
760052 C. E. Page Professorship of Aviation/Aerospace Studies	365,178.76	351,796.04	383,855.69	366,943.50	4	\$ 16,612.46	\$ (0.00)	\$ 16,612.46
760053 John Saxon Chair in Ancient History (upgraded)	624,018.82	610,352.99	636,720.77	627,030.36	4	\$ 28,216.39	\$ (0.00)	\$ 28,216.39
760054 John F. Y. Slambaugh Centennial Professorship in Accounting	418,163.80	384,699.79	432,653.51	396,172.37	4	\$ 17,782.76	\$ 67,076.74	\$ 84,859.49
760055 Unocal Centennial Professorship of Engineering and Geoscience	387,160.46	371,961.23	389,982.71	370,308.13	4	\$ 16,930.07	\$ 32,509.29	\$ 49,446.86
760056 Glenn R. Watson Centennial Chair in Law (upgraded)	668,019.75	672,809.93	669,231.14	670,020.37	4	\$ 30,160.91	\$ (0.00)	\$ 30,160.91
760057 MA&CO Professorship of Environmental Quality	352,204.43	339,077.06	337,725.14	346,842.34	4	\$ 16,676.41	\$ 0.00	\$ 16,676.41
760058 Floyd and Irma Calvert Chair in Law and Liberty (upgraded)	372,733.22	358,805.47	374,046.11	368,628.27	4	\$ 16,683.77	\$ 0.00	\$ 16,683.77
760059 Jeanne Hoffman Smith Professorship of Film & Video Studies	424,610.24	408,760.94	426,419.82	419,990.39	4	\$ 18,896.86	\$ 0.00	\$ 18,896.87
760060 Engleman/Livermore Professorship of Community Journalism	357,183.92	343,852.55	358,722.12	353,226.37	4	\$ 16,896.38	\$ 0.00	\$ 16,896.38
760061 Dolores K. & Walter Neustadt, Jr. Professorship of Comparative Literature	361,511.15	348,017.13	363,051.83	367,626.70	4	\$ 16,088.70	\$ 0.00	\$ 16,088.70
760062 Ruth Verne Davis Reaugh Professorship of Music	316,764.49	309,449.04	320,449.04	326,420.36	4	\$ 14,643.90	\$ (0.00)	\$ 14,643.90
760063 Welcome D. Pierson & W. Devier Pierson Professorship of Law	350,775.30	337,682.03	352,270.23	346,909.19	4	\$ 16,610.91	\$ 0.00	\$ 16,610.91
760064 Coca Cola Professorship of Native American Studies	265,094.14	243,879.69	264,415.54	264,468.12	4	\$ 11,460.84	\$ 11,422.86	\$ 22,873.60
760065 John W. Jr. & Barbara J. Branch Prof. of Accounting (12/15/95)	389,080.70	357,944.10	356,040.13	367,668.31	4	\$ 16,646.97	\$ 62,411.62	\$ 79,067.60
760066 Morris R. Piman Professorship of Engineering	301,535.97	290,280.63	302,821.05	298,212.36	4	\$ 13,413.66	\$ 0.00	\$ 13,413.66
760067 Reach for Excellence Professorship of Honors #1	301,160.74	289,919.40	302,444.21	297,841.45	4	\$ 13,402.87	\$ 0.00	\$ 13,402.87
760068 Reach for Excellence Professorship of Honors #2	301,160.74	289,919.40	302,444.21	297,841.45	4	\$ 13,402.87	\$ 0.00	\$ 13,402.87
760069 Judge Haskell A. Holloman Professorship of Law	307,324.50	295,853.10	308,634.25	303,987.26	4	\$ 13,677.18	\$ (0.00)	\$ 13,677.18
760070 Ruby K. Powell Professorship of Marketing	269,204.13	259,157.36	270,375.49	266,246.96	4	\$ 11,981.06	\$ 0.00	\$ 11,981.06
760071 Lissa and Cy Wagner Professorship of Geology and Geophysics	299,109.39	275,172.83	273,709.14	282,663.79	4	\$ 12,719.87	\$ 26,110.95	\$ 38,830.82
760072 W.P. Wood Professorship of Management Information Systems	217,977.82	209,841.43	218,906.80	216,676.36	4	\$ 9,700.89	\$ (0.00)	\$ 9,700.89

OKLAHOMA STATE REGENTS' ENDOWMENT TRUST FUND--2014 DISTRIBUTION SCHEDULE

Account	Account Balance, 6/30/14	Account Balance, 6/30/13	Account Balance, 6/30/12	Three-year Average Mkrt. Value	# Qrts	FY14 Available Distribution	FY13 Carryover	Total Available Distribution
760073 Michael F. Price Student Investment Fund Professorship	240,743.66	231,757.48	241,769.65	228,090.26	4	10,714.06	\$ 0.00	10,714.06
760074 Reach for Excellence Professorship of Honors #3	223,429.48	215,089.60	224,381.69	220,966.92	4	9,943.51	\$(0.00)	9,943.51
760075 Hugh Roff Professorship of Law	245,187.85	236,035.80	246,232.79	242,486.48	4	10,911.86	\$ 0.00	10,911.86
760076 Sam A. Wilson Professorship of Chemical Engineering	303,467.35	288,807.90	191,109.40	261,126.22	4	11,760.77	\$ 0.00	11,760.77
760077 Reach for Excellence Professorship of Honors #4	251,716.54	242,320.79	252,789.29	248,942.21	4	11,202.40	\$ 0.00	11,202.40
760078 Charles E. Foster Chair in Aerospace & Mechanical Engineering (upgraded)	447,729.52	431,017.27	449,637.65	442,794.81	4	19,925.77	\$(0.00)	19,925.77
760079 Dale Looper Chair in Accounting	637,763.98	613,958.36	640,481.99	630,734.78	4	26,383.06	\$(0.00)	26,383.06
760080 W. Ross Johnston Chair in Finance	601,662.89	579,204.80	604,226.93	596,031.64	4	26,778.42	\$(0.00)	26,778.42
760081 Edward L. & Theima Gaylord Chair of Journalism & Mass Media (upgraded)	763,493.93	702,394.50	732,738.65	732,876.69	4	32,979.41	32,898.24	65,877.65
760082 Martin G. Miller Chair in Petroleum & Geological Engineering	796,375.96	766,649.89	799,769.94	767,698.60	4	36,441.94	\$ 0.00	36,441.94
760083 Case-Hooper Professorship of Zoology	297,104.13	279,104.13	297,104.13	287,241.69	4	12,925.88	\$(0.00)	12,925.87
760084 Rudolph C. Bambas Professorship of English	254,840.69	245,328.33	255,926.76	252,031.93	4	11,841.44	\$(0.00)	11,841.43
760085 Glen McLaughlin Chair of Business Ethics	504,576.90	485,742.73	506,727.30	499,016.64	4	22,465.70	\$(0.00)	22,465.70
760086 John W. and Mary D. Nichols Chair in Dance (upgraded)	569,912.19	548,639.24	572,340.80	563,630.74	4	26,363.38	\$(0.00)	26,363.38
760087 Reach for Excellence Professorship of Honors #5	247,773.87	231,786.59	241,800.07	238,120.18	4	10,715.41	\$(0.00)	10,715.41
760088 Reach for Excellence Professorship of Honors #6	239,374.74	230,439.68	240,394.91	236,736.46	4	10,663.14	\$(0.00)	10,663.14
760089 Reach for Excellence Professorship of Honors #7	274,781.32	252,791.65	251,447.01	269,675.33	4	11,685.30	33,421.12	45,106.42
760090 Alumni Professorship of Petroleum and Geological Engineering	229,901.46	229,021.38	238,915.34	236,275.39	4	10,687.67	\$ 0.00	10,687.68
760091 Mavis C. Pitman Professorship of Music History	285,714.87	275,050.09	286,932.53	282,668.83	4	12,715.46	\$(0.00)	12,715.46
760092 Michael F. Price Chair in International Business #1	1,002,528.38	922,259.95	517,394.08	947,407.47	4	42,633.34	84,317.92	126,951.26
760093 Michael F. Price Professorship of Finance	240,460.75	278,705.75	277,223.26	286,465.25	4	11,945.86	\$(0.00)	11,945.84
760094 Lester Wilkinson Chair of Engineering (upgraded)	457,508.18	440,430.91	459,457.88	452,468.66	4	20,360.96	\$(0.00)	20,360.96
760095 A. Blaine Imel, Jr., Professorship of Architecture	212,707.59	204,775.67	213,799.11	210,427.46	4	9,469.24	\$ 0.00	9,469.24
760096 Thomas Sherman Grant and Lizzie Lou Oter Grant Chair in Music	492,853.99	474,457.40	494,954.52	487,421.97	4	21,933.99	\$ 0.00	21,933.99
760097 Zarrow Chair in Learning Enhancement	468,975.18	451,469.89	470,973.85	463,806.31	4	20,871.28	\$(0.00)	20,871.28
760098 Francis W. Wian Chair of Chemical Biological & Materials Engineering	656,565.24	632,057.84	659,363.38	649,928.82	4	29,219.80	\$(0.00)	29,219.80
760099 Francis W. Wian Professorship in Chemical, Biological, and Materials Engi	234,487.60	225,734.95	235,486.93	231,906.16	4	10,436.64	\$ 0.00	10,436.65
760100 The Mewbourne Chair in Petroleum Engineering #1	563,767.18	568,705.72	565,680.68	666,061.19	4	26,472.30	\$(0.00)	26,472.30
760101 Reach for Excellence Professorship of Honors #8	263,923.06	242,802.33	253,296.87	263,340.76	4	11,400.33	11,372.58	22,772.91
760102 Michael F. Price Chair #2	2,050,576.20	1,974,034.98	2,059,315.30	2,027,976.49	4	91,263.90	\$ 0.00	91,263.90
760103 Michael F. Price Chair in International Business #2	1,015,514.33	977,962.46	1,026,688.78	1,006,716.19	4	46,302.16	\$ 0.00	46,302.16
760104 Victor E. Monnett Chair in Energy Resources	384,050.80	369,715.44	385,687.49	379,811.91	4	17,091.81	\$ 0.00	17,091.81
760105 Herman George Kaiser Chair of International Law (upgraded)	573,039.08	551,649.42	575,481.15	566,722.21	4	26,602.64	\$(0.00)	26,602.64
760106 Hudson Family Professorship in History	548,712.30	520,266.98	579,417.77	449,468.68	4	20,225.96	\$ 0.00	20,225.96
760107 Judge Fred Daugherty Chair in Law	546,163.38	525,776.92	548,491.01	540,143.77	4	24,306.47	\$(0.00)	24,306.47
760108 J.R. Morris Professorship in Psychology	274,970.00	264,706.34	276,142.19	271,935.61	4	12,237.28	\$ 0.00	12,237.28
760109 Reach for Excellence Professorship of Honors #9	255,254.99	245,729.29	256,372.19	262,462.16	4	11,360.36	\$(0.00)	11,360.36
760110 Reach for Excellence Professorship of Honors #10	255,868.64	246,329.83	257,222.43	263,140.30	4	11,391.31	\$ 0.00	11,391.32
760111 Irene and Julian Rothbaum Professorship of History	281,998.30	265,526.55	276,997.83	274,846.89	4	12,367.84	\$ 0.00	12,367.84
760112 R. W. Dick Moore Chair of Finance and Econ. Dev. (upgraded)	570,057.39	548,779.29	572,488.30	663,774.99	4	26,369.87	\$(0.00)	26,369.87
760113 John A. Myers Professorship	273,081.70	262,888.47	274,245.52	270,071.90	4	12,163.24	\$(0.00)	12,163.24
760114 The Mewbourne Chair in Petroleum Engineering #3 (formerly listed as Vint	929,205.17	895,152.09	976,713.32	933,698.19	4	42,018.06	\$(0.00)	42,018.06
760115 Tom and Mary Dugan Professorship of Engineering	273,081.70	262,888.47	274,245.52	270,071.90	4	12,163.24	\$(0.00)	12,163.24
760116 William J. Alley Professorship of Law	299,688.14	288,501.78	300,965.35	296,388.09	4	13,337.33	\$(0.00)	13,337.33
760117 Michael Price Chair #3	2,249,277.49	2,165,672.33	2,265,901.10	2,226,950.31	4	100,212.76	\$(0.00)	100,212.76
760118 ConocoPhillips Petroleum Professorship of Arabic Language, Literature & C	321,545.67	309,543.43	322,915.96	318,001.69	4	14,810.08	\$ 0.00	14,810.08
760119 The Mewbourne Chair in Petroleum Engineering #4 (formerly listed as #3)	909,167.25	875,259.95	513,167.48	899,198.23	4	40,463.92	\$(0.00)	40,463.92
760120 W. Edwin Bryan, Jr. Professorship of Architecture	321,983.72	296,216.62	294,641.00	304,280.46	4	13,692.62	51,646.00	65,338.62
760121 Kenneth and Bernadine Russell Professorship of Music (History or Theory)	267,954.57	257,952.71	269,096.48	265,001.25	4	11,925.06	\$(0.00)	11,925.06
760122 H. Russell Pitman Professorship of Urban Design	265,819.07	255,905.38	266,988.65	262,904.97	4	11,830.70	\$(0.00)	11,830.70
760123 H. Russell Pitman Professorship of Art and Art History	267,954.57	257,952.71	269,096.48	265,001.25	4	11,925.06	\$(0.00)	11,925.06
760124 Milus E. Hindman Professorship of Banking and Finance	267,954.57	257,952.71	269,096.48	265,001.25	4	11,925.06	\$(0.00)	11,925.06
760125 Donald Keith Jones Professorship of Honors	267,954.57	257,952.71	269,096.48	265,001.25	4	11,925.06	\$(0.00)	11,925.06
760126 Arch E. and Jo Anne Gilbert Professorship of Law	267,954.57	257,952.71	269,096.48	265,001.25	4	11,925.06	\$(0.00)	11,925.06
760127 Gene Braught Chair in Music	536,196.62	516,183.24	538,497.18	630,293.35	4	23,863.16	\$(0.00)	23,863.16
760128 Ruth G. Hardman Chair in Education	1,064,130.36	1,023,655.25	1,054,660.79	1,047,482.14	4	47,138.70	\$(0.00)	47,138.70
760129 Gaylord Family Visiting Professional Journalism Professorship	417,962.18	419,755.45	413,365.83	413,365.83	4	18,601.19	\$(0.00)	18,601.19
760130 Gaylord Family Endowed Professorship #1	358,290.93	344,037.50	321,864.16	341,397.63	4	16,362.89	\$(0.00)	16,362.89
760131 Gaylord Family Endowed Professorship #2	358,890.52	344,616.12	322,498.85	342,001.83	4	16,390.06	\$(0.00)	16,390.06
760132 Gaylord Family Chair #1	536,563.03	516,611.82	540,392.19	631,185.01	4	23,903.51	\$ 0.00	23,903.51
760133 Gaylord Family Chair #2	587,378.75	540,373.13	537,498.79	665,085.66	4	24,973.76	50,222.80	75,201.56
760134 Larry W. Brummett/ONEOK Chair in Rock Mechanics (formerly Prof. in Pe	576,310.57	554,798.79	578,766.57	669,966.64	4	26,643.14	\$ 0.00	26,643.14
760135 Williams Professorship of Telecommunications Networking	420,560.00	404,861.89	422,352.26	416,924.72	4	18,716.61	\$(0.00)	18,716.61
760136 Lester A. Day Family Chair for the Dean of the College Earth & Energy for	560,807.33	539,874.24	563,197.26	664,626.23	4	24,963.18	\$(0.00)	24,963.18
760137 American Airlines Professorship of Meteorology	280,378.34	269,907.93	281,368.18	277,265.15	4	12,477.74	\$(0.00)	12,477.74
760138 ConocoPhillips Petroleum Professorship of Chinese and Asian Studies (fom	364,012.30	350,424.94	365,563.68	360,000.31	4	16,200.01	\$ 0.00	16,200.02
760139 Williams Professorship of Engineering	302,968.90	291,659.68	304,259.62	299,625.27	4	13,483.32	\$ 0.00	13,483.32
760140 Clyde Becker, Sr. Endowed Chair in Geology & Geophysics	602,291.51	579,826.89	604,930.84	696,685.08	4	26,805.74	\$(0.00)	26,805.74
760141 Williams Chair in Meteorology	581,536.60	734,687.16	745,843.90	887,366.89	4	30,981.01	\$ 0.00	30,981.02
760142 Gregory D. Kunesch (formerly Weitzenhoffer) Endowed Department Chair i	581,551.20	559,843.81	584,029.53	675,141.62	4	26,881.37	\$(0.00)	26,881.36
760143 Weitzenhoffer Professorship of Musical Theater	290,770.35	279,916.86	292,009.50	287,666.67	4	12,940.45	\$(0.00)	12,940.45
760144 Weitzenhoffer Professorship of Musical Theater #2	290,770.35	279,916.86	292,009.50	287,666.67	4	12,940.45	\$(0.00)	12,940.45
760145 Weitzenhoffer Professorship of Arts Management	283,468.91	272,888.52	284,685.14	290,347.62	4	12,615.64	\$(0.00)	12,615.64
760146 Michael Price Chair #4	2,495,640.10	2,412,394.66	2,534,165.85	2,480,735.64	4	111,633.01	\$(0.00)	111,633.00

OKLAHOMA STATE REGENTS' ENDOWMENT TRUST FUND--2014 DISTRIBUTION SCHEDULE

Account	Account Balance, 6/30/14	Account Balance, 6/30/13	Account Balance, 6/30/12	Three-year Average Mkt. Value	# Qrts	FY14 Available Distribution	FY13 Carryover	Total Available Distribution
760147 Carl E. and Thelma J. Gungoll Family Chair in Petroleum Geology & Geophysics	590,229.68	568,214.95	592,816.15	683,76369	4	26,268.91	\$ (0.00)	26,268.91
760148 Kingfisher College Chair in Philosophy of Religion and Ethics	82,972.27	79,875.18	83,325.86	82,067.77	4	8,692.60	\$ (0.00)	8,692.60
760149 Bob & Doris Klabinba Chair in Geology & Geophysics	710,531.07	653,762.04	650,284.57	671,659223	4	30,222.17	\$ (0.00)	30,222.17
760150 Dr. Frieda Derleyn Bama Professorship of Piano	295,937.22	284,890.86	297,198.39	292,676.49	4	13,170.40	\$ (0.00)	13,170.39
760151 Kandl & Mark McClasland Chair for the Director of the School of Meteorology	591,873.57	569,780.89	594,395.90	685,360.12	4	26,340.76	\$ (0.00)	26,340.76
760152 Weathernews Chair in Applied Meteorology	591,873.57	569,780.89	594,395.90	685,360.12	4	26,340.76	\$ (0.00)	26,340.76
760153 William's Chair in Telecommunications Networking	1,249,116.20	1,202,490.82	1,254,439.43	1,235,34882	4	56,690.70	\$ (0.00)	56,690.69
760154 Chong K. Liew Chair in Economics	602,014.63	654,870.79	637,766.90	637,766.90	4	28,699.02	\$ 28,625.13	57,324.14
760155 Frank Eldoun and Edna Asper Eldoun Professorship of Law	343,026.22	330,222.19	344,488.06	339,245.49	4	16,266.05	\$ (0.00)	16,266.04
760156 The Mewbourne Chair in Petroleum Engineering #2 (formerly listed as #4)	718,784.18	661,262.70	689,829.97	689,96896	4	31,048.15	\$ 30,971.77	62,019.92
760157 Aaron Alexander Professorship in Civil Engineering	327,128.29	314,917.67	328,522.38	323,622.78	4	14,668.63	\$ (0.00)	14,668.62
760158 James Garner Chair in Drama	643,821.77	619,790.04	646,565.49	636,728.77	4	28,662.66	\$ (0.00)	28,662.66
760159 ConocoPhillips Petroleum Company Chair of Latin American Studies	663,769.71	638,993.42	666,598.65	666,483395	4	29,540.48	\$ (0.00)	29,540.42
760160 Gaylord Family Chair #3	608,675.13	585,955.30	611,269.06	601,96660	4	27,068.49	\$ (0.00)	27,068.50
760161 Gaylord Family Endowed Professorship #3	365,638.09	352,009.30	367,216.49	361,827.96	4	16,273.26	\$ (0.00)	16,273.26
760162 Gaylord Family Endowed Professorship #4	365,638.09	352,009.30	367,216.49	361,827.96	4	16,273.26	\$ (0.00)	16,273.26
760163 Gaylord Family Endowed Professorship #5	420,950.30	403,327.04	357,562.60	393,94666	4	17,727.60	\$ (0.00)	17,727.60
760164 Gaylord Family Endowed Professorship #6	448,021.71	412,168.29	367,859.08	409,34969	4	18,420.74	\$ 17,433.92	35,854.66
760165 Gaylord Family Endowed Professorship #7	430,075.58	412,168.29	367,859.08	403,367.66	4	18,161.64	\$ (0.00)	18,161.64
760166 Dr. Henry J. Freede Professorship in Engineering	268,768.83	258,747.34	270,166.03	266,89407	4	11,966.23	\$ (0.00)	11,966.23
760167 Douglas and Hilda Bourne Chair in Chemical Engineering	584,145.22	562,341.01	586,634.62	677,70696	4	26,996.81	\$ (0.00)	26,996.81
760168 Tommy C. Craighead Professorship in Meteorology	556,418.44	527,225.42	571,464.91	461,70292	4	20,326.63	\$ (0.00)	20,326.63
760169 John Steed Chair in Accounting (formerly David C. Steed Chair)	712,124.67	689,947.99	726,445.02	689,50689	4	31,927.77	\$ (0.00)	31,927.77
760170 Steed Professorship in Accounting #1	248,648.68	239,357.51	249,678.25	246,89481	4	11,066.27	\$ (0.00)	11,066.27
760171 Steed Professorship in Accounting #2	248,648.68	239,357.42	249,678.16	246,89472	4	11,066.26	\$ (0.00)	11,066.26
760172 Robert M. Ziske Chair in Energy Management	745,946.06	718,072.53	749,034.75	737,68445	4	33,196.80	\$ (0.00)	33,196.80
760173 Sara Louise Welsh Chair in History	569,743.66	548,454.22	572,102.75	668,48354	4	25,364.61	\$ (0.00)	25,364.61
760174 Peggy V. Helmerich Visiting Professorship in Drama	365,573.44	345,550.87	349,806.95	368,97709	4	12,913.97	\$ (0.00)	12,913.97
760175 Mary Lou Miner Carver Chair (Fine Arts)	519,128.97	491,777.96	494,678.25	420,19606	4	18,908.78	\$ (0.00)	18,908.77
760176 The Mewbourne Chair in Petroleum Engineering #5	499,233.67	526,141.14	516,239.11	616,23911	4	23,230.76	\$ (0.00)	23,230.76
760177 Max Berry International Programs Center Chair	501,269.79	482,539.00	503,345.36	496,71806	4	22,307.31	\$ (0.00)	22,307.32
760178 Jerome M. & Wanda Orey Westheimer Distinguished Visiting Chair in the Ft	497,297.37	478,715.01	499,356.49	491,78963	4	22,130.63	\$ (0.00)	22,130.63
760179 Norman R. Giphman Professorship of Geology & Geophysics	295,792.47	284,739.69	297,017.24	292,61647	4	13,163.24	\$ (0.00)	13,163.24
760180 Charles L. Blackburn Chair	601,627.37	579,146.55	604,118.49	604,118.49	4	26,773.98	\$ (0.00)	26,773.98
760181 Robert E. Busch Professorship of Construction Science	260,178.59	239,357.51	249,678.25	249,73811	4	11,238.92	\$ 11,200.82	22,439.04
760182 Homer L. Dodge Endowed Chair in High Energy Physics	994,594.75	957,430.04	998,713.00	968,67926	4	44,261.07	\$ (0.00)	44,261.07
760183 Harold J. & Ruth Newman Chair in U.S. China Issues	994,594.75	957,430.04	998,713.00	968,67926	4	44,261.07	\$ (0.00)	44,261.07
760184 Susan E. Brackett Distinguished Visiting Artist Chair in the School of Dance	497,297.37	478,715.01	499,356.49	491,78963	4	22,130.63	\$ (0.00)	22,130.63
760185 Mr. & Mrs. Laurence S. Youngblood Chair for Energy Librarian	497,297.37	478,715.01	499,356.49	491,78963	4	22,130.63	\$ (0.00)	22,130.63
760186 Peggy V. Helmerich Chair for the Dean of Libraries	1,038,252.95	983,555.92	999,356.49	840,39012	4	37,817.66	\$ (0.00)	37,817.66
760187 Lew & Myra Ward Chair in Reservoir Characterization	497,297.37	478,715.01	499,356.49	491,78963	4	22,130.63	\$ (0.00)	22,130.63
760188 Ted A. Krikos Professorship of Civil Engineering	492,702.21	464,233.48	511,247.09	369,39426	4	16,622.74	\$ (0.00)	16,622.74
760189 Wylodean & Bill Saxton Chair for the Director of the Fred Jones Jr. Museum	519,128.97	491,777.96	494,678.25	420,19606	4	18,908.78	\$ (0.00)	18,908.77
760190 Schusterman Chair in Modern Israel Studies	562,483.05	517,469.73	510,287.68	463,41349	4	20,865.61	\$ 44,941.79	65,796.40
760191 Schusterman Professorship of Jewish Religious and Intellectual History	248,648.68	239,357.51	249,678.25	246,89481	4	11,066.27	\$ (0.00)	11,066.27
760192 Homer L. Dodge Endowed Chair in Atomic, Molecular & Chemical Physics	1,143,817.53	1,052,282.29	1,046,685.02	1,080,92828	4	48,641.77	\$ 141,201.64	189,843.42
760193 Homer L. Dodge Chair in Astrophysics	1,120,664.44	1,030,982.05	1,232,342.51	981,66300	4	40,124.63	\$ 78,173.44	118,298.28
760194 Howard & Suzanne Kauffman Chair in Engineering	994,594.33	957,679.93	998,973.66	968,83697	4	44,272.62	\$ (0.00)	44,272.62
760195 Neth Vincent Boggs Professorship of Engineering	248,648.68	239,357.51	249,678.25	246,89481	4	11,066.27	\$ (0.00)	11,066.27
760196 John and Mary Moore Chair in Engineering	497,297.37	478,715.01	499,356.49	491,78963	4	22,130.63	\$ (0.00)	22,130.63
765004 Kaiser Family Foundation/Tulsa Community Chair in Infant/Toddler Educat	1,016,780.45	957,430.04	998,713.00	990,97400	4	44,698.86	\$ (0.00)	44,698.86
760197 David C. Steed Chair in Accounting (formerly Steed Professorship #3)	823,950.89	766,081.02	772,267.98	620,76663	4	27,934.60	\$ (0.00)	27,934.60
760198 Dr. David W. Franke Professorship on Computer Science	274,377.84	252,420.45	259,399.14	263,39914	4	11,862.96	\$ (0.00)	11,862.96
760199 Luke R. Corlett Chair in Exploration and Development of Geosciences	548,755.67	504,840.90	519,782.70	626,79829	4	23,704.92	\$ 17,038.38	40,744.30
760200 Mary Lou Miner Carver Professorship #1 (Fine Arts)	265,608.35	252,420.45	259,399.14	269,01440	4	11,862.96	\$ 8,519.19	20,174.84
760201 Mary Lou Miner Carver Professorship #2 (Fine Arts)	274,377.84	252,420.45	259,399.14	263,39914	4	11,862.96	\$ (0.00)	11,862.96
760202 The Mewbourne Chair in Petroleum Engineering #6	534,734.50	504,840.90	519,782.70	626,79829	4	23,390.22	\$ 17,038.38	40,428.60
760203 Conoco Phillips Visiting Chair in Petroleum Geology/Geophysics	423,219.47	403,872.72	418,646.10	418,646.10	4	18,609.67	\$ (0.00)	18,609.68
760204 ONEOK Chair in Natural Gas Engineering and Management	484,038.28	454,356.81	469,197.56	469,197.56	4	21,118.89	\$ (0.00)	21,118.89
760205 Conoco Phillips Professorship of International and Area Studies #5	281,620.30	283,286.42	282,463.96	282,463.96	4	12,710.40	\$ (0.00)	12,710.40
760206 Chesapeake Energy Corporation Chair #1	788,055.57	757,261.35	772,668.46	772,668.46	4	34,769.63	\$ (0.00)	34,769.63
760207 Shannon Self Chair in Debate	1,097,511.34	1,009,681.81	1,063,696.68	1,063,696.68	4	47,411.86	\$ (0.00)	47,411.86
760208 Wick Cary Endowed Prof. at The Center for America's Constitutional Heritage	325,821.20	306,272.93	316,047.06	316,047.06	4	14,222.12	\$ 6,891.14	21,113.26
760209 Wick Cary Endowed Prof. at The Institute for Quality Communities	332,914.80	306,272.93	319,693.96	319,693.96	4	14,361.72	\$ (0.00)	14,361.72
760210 Charles C. & Virginia Ann Wedde Prof. in Accounting	232,244.06	256,087.29	244,166.68	244,166.68	4	10,987.46	\$ 5,761.96	16,749.42
Subtotal, OU:	119,081,982.78	114,836,139.46	109,282,961.02	116,124,636.02		6,225,604.18	1,128,968.94	6,354,573.12
OU Health Sciences Center								
770001 Carl J. Herzog Chair in Dermatology	1,089,022.91	1,001,872.87	996,648.64	1,029,14637	4	46,311.69	\$ 91,597.51	137,909.09
770002 Laureate Psychiatric Chair in Molecular Medicine #1	1,674,818.10	1,616,964.22	1,582,346.78	1,668,04937	4	70,112.22	\$ (0.00)	70,112.22
770003 Laureate Psychiatric Chair in Molecular Medicine #2	1,807,460.79	1,741,049.48	1,816,002.12	1,788,16747	4	80,467.64	\$ (0.00)	80,467.64
770004 Hobbs-Recknagel Cent Chair in Pediatric Research	1,220,386.47	1,176,663.30	1,226,171.76	1,207,37017	4	54,331.66	\$ (0.00)	54,331.66
770005 C.R. Anthony Centennial Chair in Pediatrics	1,306,166.96	1,268,681.01	1,321,667.97	1,296,46611	4	68,296.93	\$ (0.00)	68,296.93
770006 James A. Merrill Chair of Obstetrics and Gynecology	762,976.70	734,948.74	766,688.47	764,83863	4	33,967.74	\$ (0.00)	33,967.74

OKLAHOMA STATE REGENTS' ENDOWMENT TRUST FUND—2014 DISTRIBUTION SCHEDULE

Account	Account Balance, 6/30/14	Account Balance, 6/30/13	Account Balance, 6/30/12	Three-year Average Mkt. Value	# Qrts	FY14 Available Distribution	FY13 Carryover	Total Available Distribution
770007 Mosier Centennial Chair in Pharmaceutical Sciences	1,421,168.63	1,307,426.77	1,343,474.94	1,343,020.67	4	60,436.92	542,911.44	603,347.36
770008 Lloyd Rader Chair in Pathology	241,029.28	232,772.92	246,972.97	239,265.15	4	10,766.62	(0.00)	10,766.62
770009 Frances & Malcolm Robinson Chair in Gastroenterology	801,836.25	773,283.10	824,227.91	799,782.42	4	36,990.21	0.00	36,990.21
770010 James R. McEldowney Chair of Immunology	1,206,177.66	1,173,186.63	1,242,227.60	1,207,196.94	4	64,323.86	91,805.08	146,128.94
770011 John S. Gammill Chair in Polycystic Kidney Disease	1,717,421.43	1,664,360.66	1,728,630.70	1,699,134.22	4	76,461.04	(0.00)	76,461.04
770012 Dean A. McGee Chair in Ophthalmology	734,729.89	707,737.76	738,206.21	726,891.28	4	32,710.11	(0.00)	32,710.11
770013 Arnold & Bess Ungerman Chair in Psychiatry	830,967.15	800,544.72	836,323.87	822,608.66	4	37,017.39	(0.00)	37,017.39
770014 Richard and Adeline Fleischaker Chair of Dermatology Research	931,990.71	867,361.96	862,791.64	860,691.44	4	39,631.11	149,689.05	189,320.16
770015 John W. Records Chair in Obstetrics & Gynecology	764,717.89	726,996.24	768,307.28	746,673.81	4	33,600.32	0.00	33,600.32
770016 Chair in Child Neurology	713,626.46	688,858.16	776,225.26	726,904.25	4	32,710.69	(0.00)	32,710.69
770017 Lawrence N. Upjohn Chair in Medicine (621/95)	716,640.25	690,312.68	726,031.16	708,994.63	4	31,904.76	(0.00)	31,904.76
770018 Kimberly V. Talley Chair in Medical Genetics (formerly Children's)	1,165,168.19	1,112,720.65	1,160,625.97	1,142,834.74	4	61,427.66	(0.00)	61,427.66
770019 Natalie O. Warren Chair of Medicine	913,890.05	880,268.18	913,163.62	904,080.68	4	40,683.63	0.00	40,683.63
770020 Chair in Orthodontics	768,664.78	726,976.99	757,230.49	746,624.05	4	38,663.08	0.00	38,663.08
770021 Francis Luffy Professorship of Oncology	378,292.54	364,670.73	380,592.49	374,486.28	4	16,861.84	0.00	16,861.84
770022 Virginia Brisco Ramsey-Jean Hulsey Ramsey Chair in Pulmonary	696,877.00	673,493.01	702,794.03	691,721.38	4	31,127.46	(0.00)	31,127.46
770023 Don H. O'Donoghue Chair in Orthopedic Surgery	627,142.61	607,776.69	626,636.60	621,618.68	4	23,468.34	(0.00)	23,468.34
770024 Ben Johnson Chair in Pediatric Cancer Research (formerly Child-	1,227,463.61	1,182,366.73	1,238,230.63	1,214,387.67	4	64,647.44	0.00	64,647.44
770025 Founders of Doctors Hospital Chair in Family Medicine	1,270,063.80	1,232,039.41	1,236,136.36	1,235,487.62	4	66,944.69	(0.00)	66,944.69
770026 Paul and Ruth Jonas Chair in Cancer	1,114,740.67	1,026,632.34	1,064,321.81	1,066,198.10	4	47,933.91	61,370.70	109,304.61
770027 Paul and Ruth Jonas Chair in Diabetes	1,030,668.11	992,803.92	1,036,544.60	1,019,672.12	4	45,886.25	0.00	45,886.25
770028 Paul and Ruth Jonas Chair in Mental Health	1,061,222.49	1,021,486.23	1,096,762.77	1,067,487.16	4	47,686.92	0.00	47,686.92
770029 Presbyterian Health Foundation Chair in Pathology	1,132,196.38	1,207,186.44	1,200,765.21	1,240,049.34	4	65,802.22	722,864.36	778,666.58
770030 John L. Hewes Chair in Anesthesiology	1,137,068.54	1,096,324.34	1,142,478.34	1,124,967.07	4	60,623.62	(0.00)	60,623.62
770031 William E. Brown Professorship of Dentistry	708,277.94	682,267.66	711,623.91	700,721.47	4	31,632.47	(0.00)	31,632.47
770032 Shepard Thompson Clingan Chair in Surgery (6/27/96)	366,676.92	361,147.73	403,666.39	390,796.68	4	44,686.95	0.00	44,686.95
770033 Hillcrest Chair of Obstetrics and Gynecology (Tulsa)	662,877.64	628,892.63	656,966.61	646,912.22	4	29,066.06	(0.00)	29,066.06
770034 Gore Prof of Otorhinolaryngology	648,763.48	628,693.63	651,349.71	642,898.94	4	24,430.45	0.00	24,430.45
770035 Ed Miller Chair in Molecular Biology (formerly MOST)	1,221,075.25	1,176,215.96	1,228,862.36	1,208,047.82	4	64,362.15	0.00	64,362.15
770036 William K. Warren Chair of Diabetes Studies	1,466,853.39	1,390,860.58	1,608,105.37	1,461,929.78	4	66,336.84	48,074.64	113,407.48
770037 Alfred M. Shideler Professorship of Pathology	382,246.77	404,048.27	456,447.22	413,914.06	4	18,626.13	(0.00)	18,626.13
770038 Herbert & Dorothy Langsam Chr in Geriatric Pharmacy (11/17/94)	671,060.44	660,087.49	673,786.60	664,977.82	4	26,424.00	0.00	26,424.00
770039 Edward L. Gaylor Chair in Ophthalmology	1,138,448.32	1,091,308.21	1,138,810.84	1,121,366.76	4	60,461.01	0.00	60,461.01
770040 James P. Luton Chair in Ophthalmology	676,619.68	661,468.76	674,228.37	666,411.66	4	26,463.62	(0.00)	26,463.62
770041 Beba McIntire Chair in Neonatal Research #6 (formerly #3)	340,168.41	309,302.69	344,143.40	331,204.62	4	37,404.22	(0.00)	37,404.22
770042 Jordan Hartland Professorship of Pathology Housestaff Educatio	398,039.62	367,966.14	372,767.70	377,919.12	4	17,006.36	87,491.85	104,498.21
770043 G. Rainey Williams Research Professorship	446,287.50	431,818.62	450,408.40	443,604.81	4	19,967.72	(0.00)	19,967.72
770044 Kathryn G. and Doss Owen Lynn M.C. Chair in Neurology	664,426.25	648,690.61	661,096.64	668,404.65	4	26,128.20	0.00	26,128.21
770045 G. Rainey Williams, M.D. Chair in Surgical Breast Oncology	2,367,472.72	2,280,497.66	2,378,673.40	2,342,214.65	4	106,399.66	0.00	106,399.66
770046 Rainbolt Family Chair in Child Psychiatry	446,886.60	429,606.82	441,129.66	441,129.66	4	19,850.83	0.00	19,850.83
770047 Donald W. Reynolds Professorship of Geriatrics	1,149,792.89	1,109,032.24	1,168,829.67	1,139,218.27	4	61,264.82	0.00	61,264.82
770048 Esther & Ted Greenberg Professorship of Neurosurgery	739,336.57	680,170.35	676,562.41	698,686.44	4	31,440.69	214,668.08	246,108.97
770049 Jill Pitman Jones Professorship of Physical Therapy	404,476.02	386,134.31	396,447.61	396,362.28	4	17,836.85	164,931.69	182,767.54
770050 M.G. McCool Chair in Ophthalmology	466,469.91	469,826.69	514,073.60	483,790.08	4	21,770.66	0.00	21,770.66
770051 Founders & Associates Professorship of Family Medicine	230,681.63	222,206.86	231,772.92	228,220.48	4	10,269.92	(0.00)	10,269.92
770052 James Carter Todd Professorship of Cancer Research	468,684.92	437,017.66	456,831.42	448,844.67	4	20,198.01	0.00	20,198.01
770053 Lorene Cooper Hasbrouck Professorship of Rural Health	367,617.22	344,479.26	363,309.16	363,801.88	4	16,921.08	0.00	16,921.09
770054 Mary Louise Todd Professorship of Cardiovascular Research	440,739.22	424,647.56	442,824.44	436,087.07	4	19,621.67	0.00	19,621.67
770056 CMRI #9 Paula Milburn Miller Chair I Pediatric Surgery (Public)	1,166,581.76	1,124,016.96	1,172,439.49	1,164,446.74	4	61,960.06	0.00	61,960.06
770059 CMRI Griffin Family Chair in Gastroenterology-Pediatrics #10 (P)	602,668.68	564,623.46	661,166.19	679,649.11	4	26,079.71	26,765.47	52,845.18
770060 Russell J. Stratton Professorship of Dentistry	474,422.66	466,993.62	476,667.21	469,361.13	4	21,121.25	(0.00)	21,121.25
770061 The Morningside Endowed Leadership (Hillcrest) Chair in Medicin	983,216.61	947,096.65	981,888.37	972,726.88	4	43,772.71	(0.00)	43,772.71
770062 OK State Assoc. of Pathologists Professorship in Pathology	312,201.32	296,796.65	294,216.84	301,404.67	4	13,663.21	79,613.71	93,276.91
770063 formerly Brumback	218,093.89	210,081.66	213,125.73	215,767.06	4	9,709.62	0.00	9,709.62
770064 Dr. Henry Freede Chair in Orthopedic Surgery	467,828.44	460,647.82	470,064.64	462,846.96	4	20,828.11	0.00	20,828.12
770065 CMRI #6 Jean Gumerson Endowed Chair in Clinical Child Psycho	886,387.70	840,874.21	871,074.04	867,778.67	4	39,050.04	11,966.58	51,016.62
770066 A. Earl and Frances Ziegler Prof in Nursing	610,166.84	686,130.80	624,311.46	673,633.08	4	26,808.99	(0.00)	26,808.99
770067 CMRI/Staun Walters Pediatric Research #7	1,614,166.08	1,468,816.46	1,621,909.13	1,498,296.67	4	67,423.36	(0.00)	67,423.36
770068 Warren Crosby Chair in Obstetrics & Gynecology	611,621.12	492,826.10	614,049.97	606,166.78	4	22,777.46	(0.00)	22,777.46
770069 Chair in Neurosciences	449,374.80	436,192.31	451,366.42	446,641.18	4	20,063.86	(0.00)	20,063.86
770070 Donald W. Reynolds Chair of Geriatrics #2	1,022,165.49	1,000,169.60	1,074,682.61	1,032,832.63	4	46,468.46	(0.00)	46,468.46
770071 Donald W. Reynolds Chair in Geriatrics #3	1,062,374.77	964,663.61	1,034,837.31	1,023,966.22	4	46,077.99	29,592.29	75,670.27
770072 Donald W. Reynolds Chair in Geriatrics #4	1,067,609.82	1,026,220.64	1,026,762.00	1,038,197.46	4	46,718.89	47,775.17	94,494.06
770073 Donald W. Reynolds Chair in Geriatrics #6	1,000,364.46	966,706.34	1,032,166.11	999,408.97	4	44,973.40	0.00	44,973.40
770074 Paul E. Tietze, M.D. Chair in Family Medicine	712,616.63	727,360.77	741,461.16	729,109.18	4	32,809.91	(0.00)	32,809.91
770075 The Henry J. Freede, M.D. Professorship in Medical-Surgical Nurs	662,663.62	652,608.14	671,377.66	664,181.47	4	24,936.17	(0.00)	24,936.17
770076 Edward and Helen Bartlett Foundation Chair in Public Health	637,632.79	604,463.64	671,314.16	639,886.67	4	24,294.91	14,826.12	39,121.02
770078 CMRI Patricia Browne Chair in Pediatrics #1 (public)	1,547,912.83	1,491,046.31	1,555,235.97	1,631,398.37	4	68,912.93	(0.00)	68,912.93
770080 CMRI #12 (public) Wal-Mart/Sam's Club Chair in Nephrology	1,066,220.81	980,895.33	975,677.78	1,007,697.98	4	46,341.91	144,339.33	189,741.24
770082 CMRI #13 (public) Tripp Lewallen	1,103,872.07	1,062,909.51	1,089,601.94	1,069,601.94	4	49,027.69	(0.00)	49,027.69
770084 CMRI #14, Chair in Pediatrics-College of Medicine (public)	752,111.14	724,598.74	751,994.26	744,901.38	4	38,620.67	0.00	38,620.67
770085 Virginia Kerley Cade Chair in Cancer Treatment #02	1,038,719.32	1,872,863.86	1,862,901.78	1,923,848.32	4	86,673.17	803,266.26	889,939.43
770086 Dr. & Mrs. WW Kerley & Mr. & Mrs. Cash Cade Chair in Cancer C	1,296,747.03	1,193,264.04	1,312,644.27	1,264,181.78	4	66,438.18	53,614.85	110,053.03
770087 Presbyterian Health Foundation Chair in Otorhinolaryngology	1,220,643.64	1,176,703.74	1,226,317.91	1,207,621.72	4	64,338.48	0.00	64,338.48

OKLAHOMA STATE REGENTS' ENDOWMENT TRUST FUND—2014 DISTRIBUTION SCHEDULE

Account	Account Balance, 6/30/14	Account Balance, 6/30/13	Account Balance, 6/30/12	Three-year Average Mrkt. Value	# Qrts	FY14 Available Distribution	FY13 Carryover	Total Available Distribution
770098 The Donald Walk, DDS Professorship in Restorative Dentistry	988,478.85	988,478.85	988,478.85	269,765.07	4	11,962.76	(0.00)	11,962.76
770099 CMRI #Dowsayne Marcor Endowed Chair in Hematology/Oncology	908,086.06	890,816.62	890,816.62	828,996.37	4	36,404.47	351,745.54	390,180.01
770090 The C. S. Lewis Jr., M.D. Professorship in Internal Medicine-Tuls	274,148.27	284,076.74	274,446.31	271,223.44	4	12,206.06	(0.00)	12,206.06
770091 Elizabeth Merrick Coe Chair in Breast Imaging	699,008.29	687,870.96	731,989.06	662,622.7	4	29,368.02	30,724.27	60,092.30
770093 CMRI #5 Edith Kinney Gaylord Chair in Pediatric Medicine (public)	1,044,395.43	1,005,915.93	1,041,586.85	1,030,632.71	4	46,378.47	(0.00)	46,378.47
770094 Donald W. Reynolds Chair in Genatics #6	1,126,955.96	1,036,770.08	1,031,255.33	1,064,993.79	4	47,924.72	157,303.50	206,228.22
770095 Donald W. Reynolds Chair in Genatics #7	1,014,802.47	986,838.37	1,113,859.37	1,036,173.40	4	46,682.80	70,387.21	116,970.02
770096 Donald W. Reynolds Chair in Genatics #8	1,103,623.55	1,015,304.88	1,009,904.30	1,042,944.23	4	46,952.49	134,231.55	181,164.04
770097 Donald W. Reynolds Chair in Genatics #9	1,012,177.03	1,055,164.61	1,125,736.47	1,064,369.59	4	47,896.17	47,358.69	95,254.86
770098 Donald W. Reynolds Chair in Genatics #10	1,103,623.55	1,015,304.88	1,009,904.30	1,042,944.23	4	46,952.49	134,231.55	181,164.04
770102 CMRI #15 James Paul Linn Chair in Pediatrics (Public)	1,063,647.24	1,025,386.75	1,073,366.59	1,064,133.63	4	47,436.01	0.00	47,436.01
770103 Will and Helen Webster Chair in Arrhythmia Research	1,080,622.01	1,040,922.60	1,065,734.41	1,069,098.0	4	48,109.19	(0.00)	48,109.18
770104 Stuart Cotter Miller Professorship in Allied Health	348,178.90	335,387.66	349,826.13	344,464.23	4	16,600.89	0.00	16,600.89
770105 Paul H. & Doris Eaton Travis Chair in Endocrinology	1,223,714.83	1,125,785.72	1,119,797.48	1,166,432.63	4	62,039.47	138,969.10	191,008.67
770106 Paul H. & Doris Eaton Travis Chair in Thoracic Surgery	1,031,730.40	993,118.80	1,035,065.03	1,019,971.4	4	46,898.71	1,455.94	47,354.66
770107 The Founders and Associates Endowed Chair in Family Medicine	476,814.66	480,696.10	478,141.18	478,661.53	4	21,634.81	(0.00)	21,634.81
770108 Nancy Callatt Professorship in Speech Pathology	286,390.66	269,040.67	260,623.83	278,361.73	4	12,648.38	7,288.22	19,936.60
770109 Chair in Hematology	1,152,606.18	1,099,883.83	1,129,825.72	1,127,438.63	4	60,734.74	47,257.67	107,992.41
770110 Thomas Acres Chair in Ophthalmology (Formerly Low Vision Rehab)	1,173,715.61	1,079,787.74	1,126,272.70	1,126,692.02	4	60,696.64	50,723.88	101,420.52
770111 Elam-Howman Professorship in Physical Therapy	409,476.46	394,433.32	406,107.88	406,107.88	4	18,229.86	0.00	18,229.86
770112 John Flax Burton M.D. Professorship in Medical Humanities	368,534.38	355,046.95	359,725.74	361,102.38	4	16,249.61	76,409.76	92,659.36
770113 Harns Family Foundation Surgery Library Professorship	322,593.86	310,742.55	344,120.04	319,162.16	4	14,361.86	0.00	14,361.86
770114 John H. Holliman Professorship of Pathology Undergrad Medical Ed	421,378.98	387,657.67	385,595.65	396,210.77	4	17,919.48	120,552.77	138,472.25
770115 Hary Wilkins Chair in Neurosurgery	492,207.24	474,124.76	454,535.87	466,965.36	4	21,913.02	(0.00)	21,913.02
770116 Bob G. Eaton Chair in Radiological Sciences	609,984.77	573,829.34	595,531.85	604,114.39	4	26,736.17	13,724.24	40,460.41
770117 The H. T. Shillingburg, D.D.S. Professorship in Fixed Prosthodontics	341,726.64	329,172.57	343,345.11	338,081.44	4	16,218.66	(0.00)	16,218.66
770118 Chair in Gynecologic Oncology	658,695.67	649,289.56	706,347.18	671,444.14	4	30,214.99	30,214.99	60,429.98
770119 Stewart Wolf Char Internal Medicine	1,292,556.27	1,245,285.73	1,300,196.90	1,279,946.39	4	67,670.68	0.00	67,670.68
770120 Professorship of Psychiatric Education	281,443.12	271,272.45	283,314.68	278,676.76	4	12,640.45	0.00	12,640.45
770121 Endowed Chair for the College of Pharmacy	779,478.25	717,099.65	713,285.28	736,021.06	4	38,147.96	223,001.79	261,149.75
770122 Odley Foundation Chair in Program for Assertive Community Treatment	1,052,283.40	997,914.78	959,256.84	869,818.24	4	38,691.55	0.00	38,691.55
770123 Robert G. Gordon, Jr. Chair in Surgery	526,112.72	506,788.62	506,788.62	620,489.69	4	23,422.40	0.00	23,422.40
770124 Endowed Professorship in Developmental Disabilities	274,814.78	259,140.17	270,343.63	288,099.63	4	12,064.48	5,573.00	17,637.48
770125 Chair in Perinatal Research	842,471.77	823,245.92	852,354.35	862,690.63	4	38,371.08	55,724.75	94,095.83
770126 Robert and Dons Klazuba Chair in Nursing (transfer from OU acct funded)	273,785.93	251,875.91	250,536.14	268,732.66	4	11,642.97	33,798.24	45,441.21
770127 CMRI/L. & Thelma Gaylord Research Chair in Hematology & Oncology	904,154.00	904,771.82	523,342.51	777,422.73	4	34,984.02	(0.00)	34,984.02
770128 Samuel Nobel Foundation Chair in Cancer Research	828,444.18	798,031.00	832,260.50	819,678.66	4	36,881.04	0.00	36,881.04
770129 CMRI/Chickasaw Nation Research Chair for Pediatric Diabetes (Public)	1,037,114.85	954,118.60	523,342.51	658,191.99	4	37,718.64	77,020.49	114,739.13
770130 Chickasaw Nation Chair in Diabetes	994,133.42	957,637.59	968,713.00	963,494.67	4	44,267.28	0.00	44,267.28
770131 Rainbolt Family Chair in Cancer Research	2,052,288.39	1,925,436.03	1,974,426.00	1,991,716.39	4	89,827.26	61,161.51	150,988.77
770132 Choctaw Nation Chair in Adult Endocrinology	559,698.70	526,141.14	523,342.51	696,894.11	4	24,137.74	58,858.91	82,996.64
770133 Don W. Reynolds Chair in Aging Research #1	994,214.18	974,905.78	1,077,106.39	998,742.11	4	44,943.40	(0.00)	44,943.39
770134 Don W. Reynolds Chair in Aging Research #2	1,072,137.46	987,071.97	1,026,100.43	1,028,436.62	4	46,279.66	74,428.56	120,708.21
770135 Don W. Reynolds Chair in Aging Research #3	993,161.26	958,610.22	1,043,935.60	998,669.03	4	44,936.61	0.00	44,936.61
770136 Don W. Reynolds Chair in Aging Research #4	1,039,932.09	1,010,662.50	1,046,685.02	1,032,226.64	4	46,460.19	42,983.83	89,444.02
770137 Nancy Johnston Records Chair in Oncology	2,859,543.82	2,630,705.72	2,616,712.55	2,702,320.69	4	121,604.43	353,004.12	474,608.56
770138 Jim and Christy Everest Chair in Cancer Research	2,236,338.46	2,057,373.04	39,962.82	1,611,224.77	4	72,605.11	168,066.92	240,672.03
770139 Jim and Christy Everest Chair in Cancer Development & Therapy Research	512,352.55	494,025.12	515,215.06	607,364.24	4	22,831.39	(0.00)	22,831.39
770140 Harold Hamm Chair in Adult Diabetes Research	1,143,817.53	1,052,282.29	1,046,685.02	1,080,928.23	4	48,641.77	141,201.64	189,843.42
770141 Harold Hamm Chair in Clinical Diabetes Research	1,199,866.55	1,137,465.82	1,150,707.69	1,162,680.02	4	62,320.60	100,011.48	162,332.08
770142 Harold Hamm Chair in Adult Diabetes Clinical Care	1,715,726.29	1,578,423.43	1,570,027.53	1,621,392.42	4	72,962.66	211,802.47	284,765.13
770143 Presbyterian Health Foundation Professorship in Micro & Immunology	248,672.00	249,222.81	261,671.25	263,188.69	4	11,393.49	(0.00)	11,393.49
770144 CMRI Paul and Ann Milburn Endowed Research Chair in Ped. Nephrology	165,689.24	159,606.59	166,452.50	163,916.1	4	7,376.22	0.00	7,376.22
770145 Virginia Keryle Cade Chair in Cancer Development	1,988,266.83	1,915,275.18	1,966,989.39	1,966,989.39	4	88,614.62	(0.00)	88,614.62
770146 CMRI Choctaw Nation Chair for Pediatric Endocrinology (Public)	1,143,817.53	1,052,282.29	1,046,685.02	1,080,928.23	4	48,641.77	141,201.64	189,843.42
770147 CMRI Express Personnel Pediatric Emergency Medicine Chair (Public)	1,143,817.53	1,052,282.29	1,046,685.02	1,080,928.23	4	48,641.77	141,201.64	189,843.42
770148 CMRI C.K. Anthony #2 Pediatric Pulmonology	571,908.76	526,141.14	523,342.51	640,464.14	4	24,320.89	70,600.83	94,921.71
770149 Bozalis-Miller Professorship in Rheumatology, Immunology & Allergy	460,834.04	423,955.29	442,394.67	442,394.67	4	19,907.76	14,308.49	34,216.25
770150 Donna L. Wong Professorship in Pediatric Nursing	280,419.64	257,978.75	289,199.19	289,199.19	4	12,113.96	8,706.78	20,820.76
770151 Robert W. and Elaine B. Lykins Chair in Anesthesiology	1,062,075.97	1,009,681.81	1,036,878.39	1,036,878.39	4	46,614.66	0.00	46,614.66
770152 Warren Jickman Chair in Electrophysiology	695,640.01	639,970.66	667,805.33	667,805.33	4	30,061.24	21,599.01	51,660.25
770153 Sandra K. and David L. Gilliland Chair in Nuclear Pharmacy	531,037.99	504,840.90	517,939.49	517,939.49	4	23,307.28	0.00	23,307.28
770154 Funari-Strabel Professorship in Obstetrics & Gynecology	274,611.61	252,635.51	263,623.56	263,623.56	4	11,863.06	8,526.46	20,389.52
770155 J. Andy Sullivan Chair in Orthopedic Resident Education (formerly Dept of	587,367.31	587,367.31	672,492.83	672,492.83	4	26,779.67	(0.00)	26,779.67
770156 Ethelyn McElwee Chair in Alzheimer's Disease Research	1,062,075.97	1,009,681.81	1,036,878.39	1,036,878.39	4	46,614.66	0.00	46,614.66
770157 John H. Saxon III, MD Professorship in Anesthesiology	265,518.99	252,420.45	268,969.72	268,969.72	4	11,663.64	0.00	11,663.64
770158 CMRI #19 Department of Pediatrics - Paul Milburn (Public)	531,037.99	504,840.90	517,939.49	517,939.49	4	23,307.28	0.00	23,307.28
770159 Richard T. Andersen Chair in Neuroscience	548,755.67	504,840.90	626,798.29	626,798.29	4	23,705.92	17,038.38	40,744.30
770160 Joanne I Moore Professorship in Pharmacology	274,620.39	252,643.59	263,631.99	263,631.99	4	11,863.44	8,526.72	20,390.16
770161 Harold L. Boyer/Mark Allen Everest Chair in Dermatology	569,519.49	546,731.23	646,731.23	646,731.23	4	24,602.91	17,663.08	42,266.99
770162 James R. Dewar, M.D. Professorship in Pathology	274,611.61	252,635.51	263,623.56	263,623.56	4	11,863.06	8,526.46	20,389.52
770163 CMRI #21 Emil Stratton, M.D. Endowed Research Chair in Pediatrics (publ)	548,755.67	504,840.90	626,798.29	626,798.29	4	23,705.92	17,038.38	40,744.30
770164 CMRI #23 Inasmuch Foundation Endowed Research Chair in Pediatrics Her	713,382.37	656,293.17	684,837.7	684,837.7	4	30,817.70	22,149.89	52,967.59
770165 CMRI #25 R.A. Herring/R. Seely MD/R.F. Chiles Endowed Research Ch	548,755.67	504,840.90	626,798.29	626,798.29	4	23,705.92	17,038.38	40,744.30

OKLAHOMA STATE REGENTS' ENDOWMENT TRUST FUND--2014 DISTRIBUTION SCHEDULE

Account	Account Balance, 6/30/14	Account Balance, 6/30/13	Account Balance, 6/30/12	Three-year Average Mrkt. Value	# Qrts	FY13 Available Distribution	FY13 Carryover	Total Available Distribution
770186 Donald D. Alters, MD Chair in Urology	1,042,635.78	959,197.72	504,840.90	1,000,916.75	4	45,041.25	32,372.92	77,414.18
770187 James H. Little, MD Chair in Neurology	541,815.53	504,840.90	504,840.90	623,328.22	4	23,649.77	10,364.33	33,914.10
770188 CMRI #27/Care Gordon Duncan Endowed	531,037.99	504,840.90	504,840.90	617,959.49	4	23,307.23	0.00	23,307.23
770189 Libby Warren Blankenship Professorship of Medical Breast Oncology	274,377.84	252,420.45	252,420.45	285,399.14	4	11,862.95	8,519.19	20,372.15
770170 Graduate Alumni Chair in Orthodontics (upgrade from Prof.)	426,504.98	392,373.46	392,373.46	409,459.22	4	18,424.75	13,242.60	31,667.37
770171 CMRI/Cash Family Chair in Pediatric Diabetes	1,062,075.97	1,009,681.81	504,840.90	1,085,878.89	4	46,614.65	0.00	46,614.65
770172 CMRI Arthritis Foundation, OK Chapter Endowed Research Chair Pediatric	548,755.67	504,840.90	504,840.90	626,798.29	4	23,705.92	17,038.38	40,744.30
770173A Donald W. Reynolds Chair in Aging Research #6	1,032,448.63	2,019,363.61	1,625,906.12	1,625,906.12	4	68,665.73	2,792.67	71,458.40
770173A Donald W. Reynolds Chair in Aging Research #6	1,097,511.34	1,097,511.34	1,097,511.34	1,097,511.34	4	49,388.01	2,792.67	52,180.68
770174 Inasmuch Endowed Chair in Cancer Screening Outreach & Education	1,088,652.50	1,009,681.81	1,049,167.15	1,049,167.15	4	47,212.62	34,076.76	81,289.38
770175 Professorship of Microbiology	238,942.46	252,420.45	246,681.46	246,681.46	4	11,065.67	0.00	11,065.67
770176 Gaylord Foundation Endowed Chair in Cancer Palliative Care	1,062,075.97	1,009,681.81	1,036,878.59	1,036,878.59	4	46,614.65	0.00	46,614.65
770177 Gaylord Foundation Endowed Chair in Cancer Survivorship	1,052,862.77	1,009,681.81	1,031,272.22	1,031,272.22	4	46,407.25	0.00	46,407.25
770178 Steven E. Moore Chair in Head and Neck Cancer	1,381,408.78	1,272,199.08	1,272,199.08	1,326,803.98	4	59,106.13	(0.00)	59,106.13
770179 Gary McKinney Chair in Bone Marrow Disease	513,229.76	504,840.90	504,840.90	609,036.83	4	22,906.69	15,638.67	38,545.36
770180 Mas Eager Aderson Chair in Cancer Clinical Trial	1,100,315.49	1,012,261.54	1,066,288.61	1,066,288.61	4	47,532.98	(0.00)	47,532.98
770181 Phil and Fern Ashby Professorship	338,676.64	311,573.67	325,126.13	325,126.13	4	14,630.63	10,515.61	25,146.24
770182 Samuel Noble Foundation Chair in Cancer	914,592.42	841,401.17	877,996.79	877,996.79	4	39,609.85	28,397.29	67,907.15
770183 Louis and Clay Bennett Chair in Cancer	1,646,267.02	1,514,522.71	1,680,394.85	1,680,394.85	4	71,117.77	51,115.14	122,232.91
770184 Jesus E. Medina MD Chair in Otorhinolaryngology	574,267.32	528,310.96	661,289.18	661,289.18	4	24,808.01	17,830.49	42,638.51
770185 CMRI/Dr. Geoffrey P. Altschuler Founder Endowed Research Chair in Pediatrics	1,097,511.34	1,009,681.81	1,063,696.63	1,063,696.63	4	47,411.85	34,076.76	81,488.61
770186 CMRI/Harris D. Riley Jr. MD Endowed Research Chair I Pediatric Educ.	531,145.26	504,840.90	519,044.07	519,044.07	4	23,311.98	0.00	23,311.98
770187 CMRI Endowed Chair in Pediatric Medical Genetics #1	1,097,511.34	1,009,681.81	1,063,696.63	1,063,696.63	4	47,411.85	34,076.76	81,488.61
770188 CMRI Endowed Chair in Pediatric Medical Genetics #2	548,755.67	1,009,681.81	779,218.71	779,218.71	4	36,064.84	17,038.04	53,102.88
770188A CMRI Endowed Research Professorship (split and renamed in March 2014)	548,755.67	1,009,681.81	548,755.67	548,755.67	4	24,694.01	17,038.04	41,732.05
770189 CMRI Endowed Research Professorship in Pediatrics formally Unnamed (C)	987,760.21	908,713.63	948,236.92	948,236.92	4	42,670.65	30,669.08	73,339.74
Subtotal, OUHSC	152,256,324.18	144,476,289.45	117,434,362.80	148,708,119.32		6,691,866.13	7,183,082.69	13,874,947.79
OU- Tulsa								
765001 Gussman Addison Chair in Cancer	1,041,200.17	957,877.00	999,962.68	999,962.68	4	44,970.60	45,023.19	89,993.79
765002 Julian Rothman Chair in Community Health Research	1,004,737.83	967,832.71	1,009,366.27	993,985.60	4	44,729.35	(0.00)	44,729.35
765003 Odey Chair in Brain Imaging	1,015,529.44	957,637.59	998,713.00	990,626.63	4	44,578.23	20,575.70	65,153.90
765004 Kaiser Chair in Medical Informatics - Chair #1	994,133.41	957,637.59	998,713.00	983,494.65	4	44,267.23	(0.00)	44,267.23
765005 Kaiser Chair in Community Medicine Research - Chair #2	994,133.41	957,637.59	998,713.00	983,494.65	4	44,267.23	(0.00)	44,267.23
765006 Kaiser Chair in Emergency Medicine Chair #3	994,133.41	957,637.59	998,713.00	983,494.65	4	44,267.23	(0.00)	44,267.23
765007 Kaiser Stevea Landgarten Medical Leadership - Chair #4	994,133.41	957,637.59	998,713.00	983,494.65	4	44,267.23	(0.00)	44,267.23
765008 Kaiser Chair in Pulmonary and Critical Care - Chair #5	994,133.41	957,637.59	998,713.00	983,494.65	4	44,267.23	(0.00)	44,267.23
765009 Hille Chair in Diabetes	994,133.41	957,637.59	998,713.00	983,494.65	4	44,267.23	(0.00)	44,267.23
765010 George Kaiser Family Foundation Chair in Medical Education (formerly #6)	1,062,075.97	1,009,681.81	1,036,878.59	1,036,878.59	4	46,614.65	0.00	46,614.65
765011 George Kaiser Family Foundation Chair in Public Health Epidemiology (for	1,062,075.97	1,009,681.81	1,036,878.59	1,036,878.59	4	46,614.65	0.00	46,614.65
765012 George Kaiser Family Foundation Chair in Oncology (formerly #8)	1,097,511.34	1,009,681.81	1,063,696.63	1,063,696.63	4	47,411.85	34,076.76	81,488.61
765013 George Kaiser Family Foundation Chair in Hematology (formerly #9)	1,097,511.34	1,009,681.81	1,063,696.63	1,063,696.63	4	47,411.85	34,076.76	81,488.61
765014 George Kaiser Family Foundation Chair in Community Medicine (formerly	1,062,075.97	1,009,681.81	1,036,878.59	1,036,878.59	4	46,614.65	0.00	46,614.65
765015 George Kaiser Family Foundation Chair in Urology (formerly #11)	1,062,075.97	1,009,681.81	1,036,878.59	1,036,878.59	4	46,614.65	0.00	46,614.65
765016 George Kaiser Family Foundation Chair in Public Health Biostatistics (form	1,062,327.26	1,009,681.81	1,036,604.65	1,036,604.65	4	46,642.70	1,203.31	47,846.01
765017 George Kaiser Family Foundation Chair in Surgery (formerly #13)	1,097,511.34	1,009,681.81	1,063,696.63	1,063,696.63	4	47,411.85	34,076.76	81,488.61
765018 George Kaiser Family Foundation Chair in Pediatrics (formerly #14)	1,097,511.34	1,009,681.81	1,063,696.63	1,063,696.63	4	47,411.85	34,076.76	81,488.61
765019 George Kaiser Family Foundation Chair #15	1,097,511.34	1,009,681.81	1,063,696.63	1,063,696.63	4	47,411.85	34,076.76	81,488.61
765020 George Kaiser Family Foundation Chair #16	1,097,511.34	1,009,681.81	1,063,696.63	1,063,696.63	4	47,411.85	34,076.76	81,488.61
765021 George Kaiser Family Foundation Chair #17	1,097,511.34	1,009,681.81	1,063,696.63	1,063,696.63	4	47,411.85	34,076.76	81,488.61
765022 George Kaiser Family Foundation Chair #18	1,097,511.34	1,009,681.81	1,063,696.63	1,063,696.63	4	47,411.85	34,076.76	81,488.61
765023 George Kaiser Family Foundation Chair #19	1,097,511.34	1,009,681.81	1,063,696.63	1,063,696.63	4	47,411.85	34,076.76	81,488.61
765024 George Kaiser Family Foundation Chair #20	1,097,511.34	1,009,681.81	1,063,696.63	1,063,696.63	4	47,411.85	34,076.76	81,488.61
765025 George Kaiser Family Foundation Chair #21	1,097,511.34	1,009,681.81	1,063,696.63	1,063,696.63	4	47,411.85	34,076.76	81,488.61
765026 George Kaiser Family Foundation Chair #22	1,097,511.34	1,009,681.81	1,063,696.63	1,063,696.63	4	47,411.85	34,076.76	81,488.61
765027 George Kaiser Family Foundation Chair #23	1,097,511.34	1,009,681.81	1,063,696.63	1,063,696.63	4	47,411.85	34,076.76	81,488.61
765028 George Kaiser Family Foundation Chair #24	1,097,511.34	1,009,681.81	1,063,696.63	1,063,696.63	4	47,411.85	34,076.76	81,488.61
765029 George Kaiser Family Foundation Chair #25	1,097,511.34	1,009,681.81	1,063,696.63	1,063,696.63	4	47,411.85	34,076.76	81,488.61
765030 George Kaiser Family Foundation Chair #26	1,097,511.34	1,009,681.81	1,063,696.63	1,063,696.63	4	47,411.85	34,076.76	81,488.61
765031 George Kaiser Family Foundation Chair #27	1,097,511.34	1,009,681.81	1,063,696.63	1,063,696.63	4	47,411.85	34,076.76	81,488.61
765032 George Kaiser Family Foundation Chair #28	1,097,511.34	1,009,681.81	1,063,696.63	1,063,696.63	4	47,411.85	34,076.76	81,488.61
765033 George Kaiser Family Foundation Chair #29	1,097,511.34	1,009,681.81	1,063,696.63	1,063,696.63	4	47,411.85	34,076.76	81,488.61
765034 George Kaiser Family Foundation Chair #30	1,097,511.34	1,009,681.81	1,063,696.63	1,063,696.63	4	47,411.85	34,076.76	81,488.61
765035 George Kaiser Family Foundation Chair #31	1,097,511.34	1,009,681.81	1,063,696.63	1,063,696.63	4	47,411.85	34,076.76	81,488.61
765036 George Kaiser Family Foundation Chair #32	1,097,511.34	1,009,681.81	1,063,696.63	1,063,696.63	4	47,411.85	34,076.76	81,488.61
765037 Odey Foundation Endowed Chair in Child & Adolescent Psychiatric Resear	1,097,511.34	1,009,681.81	1,063,696.63	1,063,696.63	4	47,411.85	34,076.76	81,488.61
765038 Odey Foundation Endowed Chair in Child & Adolescent Psychiatric Educat	1,097,511.34	1,009,681.81	1,063,696.63	1,063,696.63	4	47,411.85	34,076.76	81,488.61
765039 Odey Foundation Endowed Chair in Child Psychiatry (formerly Imaging Psy	1,062,075.97	1,009,681.81	1,036,878.59	1,036,878.59	4	46,614.65	0.00	46,614.65
Sub-Total OU Tulsa	41,740,287.28	38,919,647.02	8,999,319.93	40,387,143.87		1,817,421.47	884,644.44	2,702,065.90
TOTAL, OHSU	313,078,494.23	297,781,076.98	256,688,688.76	306,219,792.19		18,784,890.65	9,196,881.06	22,981,671.71
Oklahoma State University								
010001 Wheat Genetics	1,109,426.89	1,068,242.91	1,108,799.67	1,095,489.83	4	49,297.04	\$ 0.00	49,297.04
010002 Sun Co. Wheeler Chair in Hydrogeology	213,299.27	206,468.92	214,296.68	211,017.92	4	9,496.81	\$ (0.00)	9,496.81

OKLAHOMA STATE REGENTS' ENDOWMENT TRUST FUND—2014 DISTRIBUTION SCHEDULE

Account	Account Balance, 6/30/14	Account Balance,		Three-year Average	# Qrts	F Y 14 Available		Total Available
		6/30/13	6/30/12			Mrkt. Value	Distribution	
010003 Kerr McGee Accounting	441,001.38	424,693.63	442,906.19	496,200.06	4	19,629.00	\$ 0.00	19,629.01
010004 Kerr McGee Chair in Chemical Engineering	466,028.09	629,391.77	569,292.69	617,903.62	4	23,806.66	\$ 6,461.10	29,766.76
010005 Noble Foundation Chair in Web Handling	906,040.79	896,312.96	933,169.18	911,174.31	4	41,002.84	\$ 10,029.78	51,032.62
010006 Ardmore - Business Administration	397,977.40	383,227.29	399,549.96	393,613.23	4	17,708.32	\$ 0.00	17,708.32
010007 CBA Associates Chair in Business Administration	462,674.92	464,770.08	484,293.61	477,248.27	4	21,476.08	\$ (0.00)	21,476.08
010008 OEA Banking	540,093.04	508,642.65	520,132.90	522,968.27	4	23,633.03	\$ 54,442.79	77,975.82
010009 McCasland Foundation Chair in Veterinary Medicine	464,619.76	463,400.63	489,812.26	472,677.66	4	21,256.99	\$ 58,884.24	80,160.23
010010 Grayce B. Kerr Chair in Mathematics (Public)	863,070.39	821,631.20	866,826.16	843,842.69	4	37,972.92	\$ (0.00)	37,972.91
010011 Grayce B. Kerr Chair in Mathematics (Private)	863,070.44	821,631.25	866,826.20	843,842.63	4	37,972.92	\$ 0.00	37,972.92
010012 Conoco/Dupont- Technology Management	426,870.46	411,131.53	493,382.14	423,794.71	4	19,070.76	\$ (0.05)	19,070.71
010013 Noble Foundation- Laser Research	606,267.80	601,297.68	648,660.02	618,738.60	4	27,843.23	\$ (0.00)	27,843.23
010014 Bellmon Chair in Optoelectronic Systems & Devices (Public)	846,966.74	814,997.42	840,702.51	834,218.89	4	37,639.85	\$ 37,975.04	76,614.89
010015 Bellmon Chair in Optoelectronic Systems & Devices (Private)	846,966.71	814,997.40	840,702.47	834,218.86	4	37,639.85	\$ 37,975.04	76,614.89
010016 Hardesty Chair & Lectureship in Aviation Science	436,793.17	418,626.41	436,646.83	430,664.81	4	19,379.47	\$ 2,112.32	21,491.79
010017 AMOCO Chair in Chemical Engineering	417,497.20	402,141.54	419,384.43	410,007.72	4	18,636.35	\$ 0.00	18,636.35
010018 Carson Chair in Business Administration	610,147.33	676,150.88	684,304.03	689,867.41	4	26,644.03	\$ 38,469.98	66,014.01
010019 Noble Foundation - Marketing Strategy Chair	449,036.86	432,364.37	440,441.96	443,941.06	4	19,977.48	\$ 0.00	19,977.49
010020 Herrington Intelligent Machines & Robotics Chair	543,138.94	549,473.69	636,646.29	576,063.96	4	25,923.67	\$ 117,404.89	143,328.76
010021 Williams (formerly MAPCO) Chair in Higher Education	398,123.98	386,246.71	386,246.71	383,919.72	4	17,276.59	\$ 26,453.01	43,729.40
010022 OSBE Chair in Regional Economic Analysis	413,386.69	413,386.69	390,091.70	402,916.35	4	18,094.22	\$ 37,163.33	55,257.55
010023 Endowed Chair in Agriculture	964,201.39	947,938.97	968,424.23	973,627.63	4	43,638.47	\$ (0.00)	43,638.47
010024 Endowed Chair in Veterinary Medicine	934,267.11	924,267.11	974,168.77	969,456.87	4	43,176.29	\$ (0.00)	43,176.28
010025 Albert H. Nelson Chair in Robotics	468,468.28	450,969.40	492,284.25	443,903.97	4	19,976.68	\$ 37,256.68	57,233.36
010026 Stevens (MOST) Chair in Agricultural Biotechnology	2,174,393.65	2,115,420.01	2,205,262.89	2,165,032.18	4	97,426.45	\$ 625,444.50	722,870.95
010027 Endowed Chair in Agriculture II	788,968.48	794,486.90	823,643.91	823,643.91	4	37,059.96	\$ 72,505.16	109,665.13
010028 Cohn Chair in Veterinary Medicine (Mercy Works Donor)	667,470.72	667,470.72	711,638.06	674,673.82	4	30,350.69	\$ 32,844.46	63,205.06
010029 Neustadt Chair in Agriculture Economics	416,967.27	396,609.68	399,382.80	403,963.22	4	18,177.89	\$ 23,325.36	41,503.25
010030 Irvin Bollenback Endowed Chair in Wildlife Biology	710,661.61	664,313.32	666,980.13	680,313.35	4	30,614.38	\$ 19,372.48	49,986.80
010031 Walter R. Sitlington Endowed Chair in Food & Fiber Animal Med.	1,745,875.62	1,710,494.34	1,885,063.56	1,780,477.81	4	80,121.60	\$ 13,453.01	93,574.61
010032 Walter R. Sitlington Endowed Chair in Veterinary Medicine II	1,900,405.88	1,784,290.46	1,833,122.03	1,813,122.03	4	82,490.49	\$ 159,068.13	241,558.62
010033 William Davis Chair in Human Environmental Sciences	648,363.08	616,163.17	632,196.94	631,900.73	4	28,436.63	\$ 61,854.36	90,289.89
010034 Edward E. Bartlett Endowed Chair in Chemical Engineering	666,094.69	636,943.22	660,660.76	660,660.76	4	29,276.33	\$ 79,761.79	109,037.12
010035 Paul C. Wise Chair in Finance	1,148,461.08	1,112,056.81	1,164,794.15	1,141,770.36	4	61,379.67	\$ 104,246.93	165,626.60
010036 Hannah D. Atkins Professorship of Public Service & Govt Info	484,963.82	440,163.01	443,780.44	468,239.12	4	20,623.40	\$ 61,052.15	101,675.62
010037 Sarkey's Professorship in Entomology	222,144.42	212,216.83	221,143.83	218,601.16	4	9,832.65	\$ 1,706.64	11,539.19
010038 Sarkey's Professorship in Agriculture Engineering	214,658.37	206,702.12	216,599.26	212,268.69	4	9,652.90	\$ 0.00	9,652.90
010039 Arthur Andersen - Accounting	191,650.61	184,816.09	193,251.02	189,906.64	4	8,645.76	\$ 0.00	8,645.76
010040 Maddox Professorship - Chemical Engineering	260,392.08	257,429.64	282,086.88	263,302.63	4	11,848.61	\$ 2,206.18	14,054.79
010041 Centennial Professorship in Engineering - A	297,376.89	308,298.08	369,896.69	325,190.65	4	14,633.67	\$ 89,518.09	104,151.66
010042 Noble Foundation Professorship for Tech. Enhanced Learning Sys	298,027.12	282,631.64	298,346.19	291,301.31	4	13,108.66	\$ 0.01	13,108.67
010043 Reynolds - Journalism & Broadcasting	202,338.07	192,998.86	201,316.60	198,882.61	4	8,949.71	\$ 1,899.51	10,849.23
010044 John And Sue Taylor Professorship in Human Environmental Sci	262,712.00	243,374.68	263,661.46	249,912.91	4	11,246.08	\$ 0.00	11,246.08
010045 Southwestern Bell Professorship in Mathematics	200,240.09	192,862.62	200,164.19	198,062.27	4	8,913.70	\$ 0.00	8,913.70
010046 Southwestern Bell - Electro-Optical Systems (Engineering)	200,966.71	318,398.81	400,109.68	313,163.40	4	14,092.13	\$ 12,956.83	27,048.96
010047 Animal Science Graduates of Distinction	199,328.71	187,391.76	194,637.47	193,913.31	4	8,726.37	\$ 5,644.24	14,370.61
010048 Tom J. Cunningham Chair in Mechanical Engineering	407,829.37	393,966.64	417,638.70	406,444.64	4	18,239.67	\$ 11,413.08	29,702.96
010049 FSO/Albrecht Naeter in Electrical Engineering	463,669.98	463,669.98	468,067.94	461,665.45	4	20,770.45	\$ 50,866.69	71,637.13
010050 Sarkey's Professorship in Agriculture Sciences	201,746.70	194,331.99	202,660.96	199,675.65	4	8,990.94	\$ 0.00	8,990.94
010051 Warth Professorship in Crop Sciences	206,250.23	196,302.60	199,977.15	200,843.29	4	9,087.96	\$ 12,268.83	21,306.78
010052 OCM Alumni Professorship in Rural Medicine	217,364.04	209,976.32	216,422.82	215,783.89	4	9,710.23	\$ (0.00)	9,710.23
010053 P.E. Harrill Professorship in Crop Sciences	210,663.47	203,376.76	211,603.28	208,640.60	4	9,384.60	\$ 0.00	9,384.61
010054 W. Paul Miller Professorship of Business Administration	210,320.32	200,662.69	203,407.55	204,960.19	4	9,223.21	\$ 14,028.99	23,252.19
010055 Clarence E. Page Professorship of Aviation Sciences	420,020.07	386,407.61	403,093.55	403,173.71	4	18,142.82	\$ 21,765.33	39,908.16
010056 Krull Professorship in Parasitology	342,127.69	328,166.81	338,277.07	336,190.49	4	16,128.67	\$ 12,552.00	27,680.67
010057 Simplex Professorship in Fire Protection	179,038.06	172,482.92	179,988.62	177,169.87	4	7,972.64	\$ (0.00)	7,972.64
010058 W.P. Wood Professorship for Library Service	210,118.48	194,669.32	193,634.38	199,407.39	4	8,973.33	\$ 16,657.21	26,630.55
010059 Doris Neustadt Professorship for Library Science (Public)	202,126.95	197,027.34	203,203.62	200,786.64	4	9,036.36	\$ 8,240.46	17,276.81
010060 Doris Neustadt Professorship for Library Science (Private)	196,839.79	191,064.68	196,823.63	194,678.00	4	8,756.92	\$ 8,150.33	16,906.25
010061 Santelmann/Warth Endowed Prof. in Agronomy (Private)	181,106.61	174,743.81	182,638.30	179,494.67	4	8,077.26	\$ 0.00	8,077.26
010062 Santelmann/Warth Professorship of Agronomy (Public)	188,371.11	181,739.16	189,927.18	186,675.16	4	8,400.66	\$ 0.00	8,400.66
010063 McCasland Foundation Professorship in Veterinary Medicine	223,706.72	214,200.17	222,064.60	219,990.13	4	9,899.66	\$ 4,917.57	14,817.13
010064 Puterbaugh Professorship for Library Science (12/31/93)	328,150.08	306,070.43	311,477.61	315,232.71	4	14,136.47	\$ 15,314.65	29,600.12
010065 Wilton T. Anderson Professorship of Accounting (12/2/93)	189,101.88	178,921.97	183,657.92	183,657.92	4	8,274.93	\$ 6,130.50	14,405.43
010066 Oscar S. Gallitz/Deloitte & Touche Prof. in Accounting (3/94)	186,021.60	178,730.94	187,816.15	187,190.20	4	8,423.66	\$ (0.00)	8,423.66
010067 Wayman & Dorna Spence Professorship in Wellness	188,627.01	178,230.27	183,714.98	181,190.76	4	8,153.68	\$ 645.58	8,799.16
010068 V. Brown Monnett Professorship in Geology (Private)	264,696.77	247,236.41	276,616.38	269,149.62	4	11,661.73	\$ 17,663.64	29,325.37
010069 V. Brown Monnett Professorship in Geology (Public)	628,647.12	628,647.12	678,691.63	662,697.67	4	29,371.40	\$ 35,085.25	64,456.64
010070 Vaughn Foundation Professorship in Number Theory (Private)	118,443.26	114,998.94	119,626.17	116,969.12	4	5,219.61	\$ 15,393.54	20,613.06
010071 Vaughn Foundation Professorship in Number Theory (Public)	210,949.97	213,817.62	222,222.07	215,663.19	4	9,704.84	\$ 27,641.63	37,346.47
010072 Equine Sports Medicine Professorship	699,270.65	673,673.38	703,633.41	692,124.78	4	31,146.66	\$ 0.00	31,146.66
010073 Norris Professorship of Humanities	269,079.78	268,176.45	269,182.69	266,146.94	4	11,931.67	\$ 0.00	11,931.67
010074 Lanphere Professorship in Hotel and Restaurant Administration	216,446.41	203,339.31	204,316.79	203,038.84	4	9,381.62	\$ 28,753.10	38,114.62
010075 Endowed Professorship in Animal Medicine	563,899.85	543,181.34	566,498.17	567,869.79	4	26,103.69	\$ (0.00)	26,103.69
010076 Fleming Professorship of Management Technology	164,493.90	167,344.78	162,716.67	161,613.45	4	7,288.38	\$ 13,186.72	20,465.06

OKLAHOMA STATE REGENTS' ENDOWMENT TRUST FUND—2014 DISTRIBUTION SCHEDULE

Account	Account Balance, 6/30/14	Account Balance, 6/30/13	Account Balance, 6/30/12	Three-year Average Mkt. Value	# Qrts	FY14 Available Distribution	FY13 Carryover	Total Available Distribution
010077 Carroll M Leonard Professorship (6/30/96)	170,111.41	198,970.51	209,917.10	192,799.37	4	8,675.99	8,062.53	16,738.52
010078 Maciula Professorship in Engineering (9/6/97)	120,615.69	162,168.23	129,969.31	129,969.31	4	5,848.62	0.00	5,848.62
010079 M.R. Lohman Professorship in Engineering	309,872.93	284,614.66	288,990.10	294,322.78	4	13,244.66	163,040.11	176,284.77
010080 Richard W. Poole Professorship for Excellence (Business)	240,339.08	232,488.79	243,928.96	239,086.31	4	10,768.87	0.00	10,768.87
010081 Mel and Mary Jones Professorship in Plant Genetics	121,086.77	116,786.34	126,229.16	121,027.39	4	5,446.22	(0.00)	5,446.22
010082 Norman and Suzanne Myers Chair in Business	462,426.08	461,776.96	461,776.96	468,763.17	4	21,094.94	41,706.61	62,801.55
010083 Kerr Fitzwater Cooperative Chair in Ag. Economics	476,647.47	503,802.81	503,802.81	477,303.31	4	21,479.99	5,325.03	26,805.02
010084 Bill Fitzwater Cooperative Chair in Ag. Economics	909,644.98	683,636.28	683,636.28	683,636.28	4	39,539.12	87,348.42	127,387.54
010085 Robert Sirney Prof. Ag. Biochemistry (MOST Optical)	294,860.62	229,430.15	232,879.07	232,227.46	4	10,460.26	2,105.38	12,565.64
010086 Wayne and Jean Huffine Prof. Turfgrass (MOST Optical)	236,476.98	221,401.25	231,367.87	229,082.39	4	10,308.69	13,801.00	24,109.70
010087 W. Haskell Cudd Professorship in Business	263,128.61	246,652.23	261,418.12	257,002.39	4	11,566.48	18,251.44	29,817.92
010088 Professorship in Structural and Household Pest Control/urban En	429,897.96	418,040.90	421,007.07	421,737.33	4	18,978.19	0.00	18,978.19
010089 Racks-Rapp Professorship in Musculoskeletal Research	261,548.96	266,749.75	269,162.19	269,160.30	4	11,661.76	(0.00)	11,661.76
010090 Sparks Endowed Chair in Agriculture	1,143,212.19	1,079,869.47	1,093,740.19	1,106,540.32	4	49,749.33	163,299.39	213,048.72
010091 Glenn Bullock Endowed Professorship in Equine Reproduction	294,974.06	236,347.44	239,360.09	241,890.92	4	10,886.07	12,508.72	23,394.79
010092 Watson Chair in Financial Risk Management	901,610.44	869,728.79	868,383.06	862,624.39	4	39,713.68	148,778.53	188,492.11
010093 Christine Salmon Endowed Professorship in Interior Design	287,041.42	280,134.41	293,166.80	286,777.54	4	12,904.99	20,835.77	33,740.76
010094 Endowed Chair in Geophysics	300,459.90	350,912.95	342,668.06	354,680.37	4	16,069.71	39,305.42	55,375.13
010095 Heath Endowed Professorship in Journalism	409,368.19	439,666.55	492,124.20	449,362.36	4	20,220.88	6,725.90	26,946.78
010096 Browning Professorship in Agriculture 6/02	379,160.79	366,199.63	372,082.63	369,127.38	4	16,610.76	42,837.61	59,448.36
010097 Williams Chair in Information Technology (OSU-Tulsa) 6/02	1,807,168.00	1,667,962.22	1,869,877.27	1,778,097.90	4	80,014.89	629,139.64	709,154.05
010098 Fran D. Jabaca Professorship in Entrepreneurship Studies	1,023,461.79	941,648.96	937,180.48	967,180.48	4	43,523.12	629,965.18	673,486.30
010099 Don Brattan Endowed Professorship in Business	319,489.37	298,730.80	300,066.38	306,096.52	4	13,774.80	50,883.93	64,658.23
010100 Spears Chair in Business Administration	2,962,305.84	2,853,980.95	2,993,464.81	2,996,683.36	4	132,146.27	0.00	132,146.27
010101 Francis Tuttle Professorship in Occupational and Adult Education	572,644.61	552,076.41	577,244.04	667,321.39	4	26,629.48	(0.00)	26,629.48
010102 Glenn M. Stanccomb Family Professorship	390,628.34	363,402.38	361,501.52	371,844.36	4	16,732.98	33,791.50	50,524.48
010103 Breedlove Professorship in Agribusiness	670,005.88	652,810.64	679,123.57	667,313.36	4	30,029.10	26,517.01	56,546.11
010104 Bryan Close Endowed Professorship	332,052.07	316,897.84	325,772.31	324,907.41	4	14,620.89	25,138.20	39,759.09
010105 Hyle Family Endowed Professorship	339,493.10	314,907.76	338,750.36	327,717.37	4	14,747.27	12,215.23	26,962.51
010106 Moran Endowed Chair in Math, Science and Tech. Education	1,109,179.95	1,065,500.11	1,194,962.02	1,099,214.32	4	49,194.63	2,514.13	51,708.76
010107 Arthur L. Reed Chair	1,020,951.40	959,371.07	976,250.49	985,624.32	4	44,948.69	81,733.84	126,682.44
010108 Tousek Chair in Animal Science	515,484.79	505,550.77	522,489.25	514,608.27	4	23,162.87	9,243.38	32,396.26
010109 White Animal Science Chair	498,930.77	500,427.61	493,681.58	493,681.58	4	22,211.17	0.00	22,211.17
010110 Peggy Layman Welch Chair	520,179.70	526,055.19	526,055.19	636,294.31	4	24,088.28	56,117.72	80,206.06
010111 Sports Media Professorship	524,043.40	500,067.53	521,457.56	426,189.50	4	19,133.63	4,280.16	23,413.69
010112 Judy Johns Professorship in Accounting	256,147.92	259,754.28	261,699.52	269,200.57	4	11,664.03	6,407.87	18,071.89
010113 Lanny Chastee Professorship in Accounting	280,372.08	270,023.47	279,958.01	276,764.92	4	12,466.30	0.00	12,466.30
010114 Puterbaugh Legal Studies & Ethics in Business Professorship	364,310.04	338,046.48	331,896.07	361,417.53	4	16,813.79	20,299.38	37,113.17
010115 Rhea Oklahoma International Women Forum Professorship	255,088.91	247,629.44	238,364.90	263,694.41	4	11,416.26	3,198.94	14,615.18
010116 Spears in Administrative and Academic Leadership	1,149,733.55	1,057,724.69	1,052,098.47	1,090,618.34	4	46,893.36	141,931.95	190,825.29
010117 Spears Chair in Business Administration II	2,231,942.36	2,091,082.98	2,093,370.04	2,138,798.32	4	96,246.98	228,769.31	325,016.24
010118 Williams Chair in Business	1,103,559.48	1,030,498.16	1,038,270.68	1,067,442.77	4	47,684.92	92,922.86	140,607.79
010119 Spears Chair in Business Administration III	1,404,596.53	1,308,362.40	1,343,617.82	1,388,868.31	4	60,248.65	141,931.94	202,180.69
010120 Raymond Young Chair	628,207.85	589,904.69	598,072.31	606,394.36	4	27,242.77	54,282.96	81,525.74
010121 Christine Casteel Professorship	261,563.64	249,443.97	272,138.10	261,048.57	4	11,747.19	2,685.53	14,432.71
010122 Stella Anderson Professorship	299,096.42	302,775.55	314,005.51	306,292.49	4	13,738.16	(0.00)	13,738.16
010123 Gorman Gilbert, Bert Cooper, W&W Steel Professorship in Civil & Environ	497,783.12	489,338.10	515,629.50	600,923.58	4	22,641.66	0.00	22,641.66
010124 Marilyn Thoma Chair in Human Environmental Services	513,816.33	505,256.37	519,887.36	612,320.32	4	23,064.40	14,995.86	38,060.26
010125 Dr. Thomas E. Boger Distinguished Professorship in International Studies	316,008.92	291,534.04	291,345.65	299,629.54	4	13,483.33	33,266.74	46,750.07
010126 Lawrence E. Berry Professorship in Water Research	252,551.92	239,531.00	249,678.25	247,263.72	4	11,226.42	14,816.66	26,043.08
010127 Hodges Professorship in Plant & Soil Research	248,880.14	239,726.13	249,776.06	246,127.44	4	11,075.73	(0.00)	11,075.73
010128 A. J. and Susan Jacques Chair in Ag. Economics	1,006,579.49	975,651.41	1,029,807.72	1,040,091.31	4	46,180.68	10,076.13	56,256.81
010129 Chesapeake Energy Chair in Petroleum Geosciences	1,031,903.07	1,041,684.96	1,046,685.02	1,040,091.31	4	46,804.10	33,229.89	80,033.99
010130 Geology & Chair II	1,031,903.07	1,041,684.96	1,046,685.02	1,040,091.31	4	46,804.10	33,229.89	80,033.99
010131 Devon Energy Chair for Basin Research	1,036,943.39	1,052,282.29	1,046,685.02	1,046,303.57	4	47,038.66	38,021.64	85,060.31
010132 Vennerberg Chair in Bioinformatics and Molecular Genetics	526,481.66	518,779.83	527,365.97	624,209.16	4	23,689.41	23,221.26	46,910.68
010133 Vennerberg Professorship in Art	279,809.10	263,677.75	263,677.75	269,624.38	4	12,128.62	27,471.10	39,600.72
010134 N. Malone Mitchell, Jr. Chair in Entrepreneurship	3,976,552.75	3,830,550.36	3,994,851.99	3,989,986.38	4	177,029.38	0.00	177,029.38
010135 Norman G. Stevenson Chair in Entrepreneurship	3,976,552.75	3,830,550.36	3,994,851.99	3,984,146.36	4	177,036.69	(0.00)	177,036.69
010136 Puterbaugh Foundation Professorship Fund	527,980.26	497,540.98	266,336.78	427,286.31	4	19,227.87	2,764.70	21,992.57
010137 John A. & Donnie Brock Professorship in Educational Leadership	253,645.44	249,031.52	266,486.01	266,387.36	4	11,637.44	(0.00)	11,637.44
010138 Ferns, Anderson, Halligan College Student Development Professorship	267,064.70	267,004.95	263,539.96	266,909.37	4	11,965.94	2,672.51	14,638.46
010139 Ledbetter & Lenon Counseling Psych Diversity Professorship	252,664.87	248,364.42	263,764.62	264,981.30	4	11,471.91	1,537.49	13,009.39
010140 A. J. and Susan Jacques Professorship in Special Education	288,242.02	265,175.14	263,764.62	272,393.38	4	12,267.73	35,582.82	47,849.54
010141 Chuck and Kim Watson	502,569.67	506,219.60	523,342.51	610,710.99	4	22,981.96	4,011.38	26,993.36
010142 Harold Coursoir Chair in Petroleum Engineering	1,123,436.86	1,052,282.29	1,046,685.02	1,074,134.72	4	48,336.06	121,402.67	169,738.74
010143 Continental Resources Chair in Petroleum Engineering	1,143,686.17	1,052,282.29	1,046,685.02	1,080,884.49	4	48,639.80	141,074.03	189,713.84
010144 Ray and Linda Booker Professorship in Aerospace Engineering	248,680.88	239,683.03	260,175.08	249,612.39	4	11,228.06	0.00	11,228.06
010145 Donald and Cathy Humphreys Chair in Industrial Engineering & Mngm	561,614.96	526,141.14	523,342.51	637,032.37	4	24,166.48	60,800.83	84,967.31
010146 Donald and Cathy Humphreys Chair in CEAT	571,365.66	526,141.14	523,342.51	640,283.11	4	24,312.74	70,073.23	94,385.97
010147 O&E Energy Technology Chair	571,908.76	526,141.14	523,342.51	640,464.14	4	24,320.89	70,800.83	94,921.71
010148 Samson Investment Chair in Petroleum Engineering	1,070,046.11	1,046,685.02	1,046,685.02	1,064,019.37	4	47,430.88	69,814.16	117,245.04
010149 Lew Ward Chair in Petroleum Engineering	568,823.56	574,500.60	575,676.76	673,000.31	4	26,785.01	19,313.53	46,098.69
010150 Bryan Close Professorship in Adalthood & Aging	266,160.73	256,687.55	261,671.25	261,606.51	4	11,767.79	16,244.35	28,012.14

OKLAHOMA STATE REGENTS' ENDOWMENT TRUST FUND-2014 DISTRIBUTION SCHEDULE

Account	Account Balance, 6/30/14	Account Balance, 6/30/13	Account Balance, 6/30/12	Three-year Average Mkt. Value	# Qtrs	FY14 Available Distribution	FY13 Carryover	Total Available Distribution
010151 Endowed Professorship in Parenting	361,992.77	376,043.77	365,339.76	388,127.17	4	26,028.81	\$ 42,594.63	\$ 42,594.63
010152 Doug and Nickie Burns Endowed Professorship in Vocal Music	249,284.21	260,589.43	259,203.31	266,368.98	4	11,536.15	\$ (0.00)	\$ 11,536.15
010153 Joan Kirkpatrick Clinic Professorship in Small Animal Internal Medicine	571,908.76	526,141.14	521,342.51	540,464.11	4	24,320.89	\$ 70,600.83	\$ 94,921.71
010154 Clarence Family Chair in Library Excellence	1,111,855.18	1,063,512.54	1,030,023.22	1,068,463.65	4	48,080.65	\$ 33,093.48	\$ 81,174.36
010155 George Kaiser Family Foundation Chair "A" in Health Sciences	1,067,257.76	1,037,726.05	1,046,685.02	1,060,666.23	4	47,276.03	\$ 67,143.42	\$ 114,419.45
010156 George Kaiser Family Foundation Chair "B" in Health Sciences	1,069,441.58	1,052,282.29	1,046,685.02	1,066,136.31	4	47,526.13	\$ 68,948.50	\$ 116,474.64
010157 Northwest Oklahoma Osteopathic Foundation Grad Education	270,838.91	263,070.57	267,193.63	266,193.63	4	11,933.71	\$ 20,616.36	\$ 32,640.07
010158 Harrison Earleth Professorship in Chemistry	505,826.46	489,741.70	503,945.44	503,945.44	4	22,677.64	\$ 7,636.07	\$ 30,313.62
010159 Masonic Foundation Chair in Gender Studies	545,636.06	504,840.90	516,268.08	526,233.43	4	23,636.73	\$ 14,038.38	\$ 37,674.11
010160 Laurence and Georgia Ina Dresser Professorship in Rural Sociology	452,850.69	425,396.11	439,123.40	439,123.40	4	19,760.65	\$ 5,162.27	\$ 24,922.82
010161 Vernerberg Professorship in Developmental Disabilities Psychology	271,313.07	254,356.01	262,834.64	262,834.64	4	11,827.65	\$ 3,571.01	\$ 15,398.66
010162 Construct on Management Technology Advisory Board Professorship	497,038.30	467,906.74	482,472.62	482,472.62	4	21,711.25	\$ 4,646.90	\$ 26,358.17
010163 John Hendrix Chair in Engineering Fund	534,578.60	504,840.90	519,709.75	529,886.94	4	23,886.94	\$ 3,354.43	\$ 27,241.37
010164 Center for Innovation and Economic Development Chair in Sensor Technol	548,755.67	504,840.90	526,798.29	526,798.29	4	23,706.92	\$ 17,038.38	\$ 40,744.30
010165 Jim and Lynne Williams Professorship in Energy Technology	274,377.84	252,420.45	263,399.11	263,399.11	4	11,862.96	\$ 8,519.19	\$ 20,372.15
010166 James Professorship in Fire Protection and Safety	477,371.34	439,169.18	468,270.23	468,270.23	4	20,622.15	\$ 14,821.96	\$ 35,444.12
010167 Williams Companies Professorship in Civil Engineering	378,861.26	353,388.63	396,124.95	396,124.95	4	16,476.62	\$ 6,809.51	\$ 23,286.13
010168 Wilson Bentley Professorship in Industrial Engineering & Management	325,566.28	305,194.50	316,580.39	316,580.39	4	14,192.12	\$ 4,300.31	\$ 18,492.43
010169 Centennial Professorship in Architecture & Architectural Engineering	499,439.64	464,605.08	482,022.35	482,022.35	4	21,691.11	\$ 10,259.48	\$ 31,950.49
010170 Halliburton Professorship in Engineering	270,639.15	252,420.45	261,629.80	261,629.80	4	11,768.84	\$ 4,899.64	\$ 16,668.48
010171 Audrey E. Oaks Professorship	274,377.84	252,420.45	263,399.11	263,399.11	4	11,862.96	\$ 8,519.19	\$ 20,372.15
010172 Jennifer Raney Jacques Professorship in Community Counseling	267,953.31	252,420.45	260,186.83	260,186.83	4	11,708.41	\$ 2,278.03	\$ 13,986.44
010173 Joan Donelson Jacques Professorship in Health Promotion	270,187.15	252,420.45	261,300.80	261,300.80	4	11,768.67	\$ 4,448.11	\$ 16,206.78
010174 Elizabeth Jacques Munroe Professorship in Reading and Literacy	300,304.69	280,060.49	290,162.69	290,162.69	4	13,068.22	\$ 5,452.04	\$ 18,510.26
010175 M. B. Seretean Endowed Professorship in Wellness	274,377.84	252,420.45	263,399.11	263,399.11	4	11,862.96	\$ 8,519.19	\$ 20,372.15
010176 Alice Phillips Endowed Professorship in Elementary Education	277,097.81	258,710.77	267,904.24	267,904.24	4	12,065.69	\$ 4,731.49	\$ 16,797.18
010177 Laurence and Georgia Ina Dresser Professorship in Rural Teacher Education	462,400.19	425,396.11	443,898.15	443,898.15	4	19,976.42	\$ 14,357.12	\$ 34,333.54
010178 Jim and Lynne Williams Professorship in Nutritional Science	271,514.77	252,420.45	261,967.61	261,967.61	4	11,768.64	\$ 5,740.30	\$ 17,508.94
010179 Johnny Pope Chair in Entrepreneurship	4,248,303.89	4,038,727.23	4,143,616.65	4,143,616.65	4	186,468.20	\$ 0.00	\$ 186,468.20
010180 Entrepreneurship Chair #1	4,248,303.89	4,038,727.23	4,143,616.65	4,143,616.65	4	186,468.20	\$ 0.00	\$ 186,468.20
010181 Entrepreneurship Chair #2	4,390,045.38	4,038,727.23	4,214,386.30	4,214,386.30	4	189,647.38	\$ 136,307.04	\$ 326,954.43
010182 Entrepreneurship Chair #3	2,195,022.69	2,107,193.15	2,107,193.15	2,107,193.15	4	94,823.69	\$ 68,153.52	\$ 162,977.21
010183 Wilton T. Anderson Chair in Accounting	548,755.67	504,840.90	526,798.29	526,798.29	4	23,706.92	\$ 17,038.38	\$ 40,744.30
010184 Greg Massey Professorship in Finance	266,986.37	253,728.28	260,372.38	260,372.38	4	11,716.76	\$ 0.00	\$ 11,716.76
010185 Chuck and Kin Watson Chair in Business	547,312.90	504,840.90	526,076.90	526,076.90	4	23,673.49	\$ 15,636.79	\$ 39,310.28
010186 Patrick B. Don Professorship	442,411.80	415,522.43	428,967.11	428,967.11	4	19,303.62	\$ 24,408.29	\$ 43,711.91
010187 Jay and Fayette Helm Professorship	265,565.75	252,420.45	266,993.03	266,993.03	4	11,664.69	\$ 0.00	\$ 11,664.69
010188 ONEOK Foundation Chair in Finance	1,080,973.49	1,009,681.81	1,046,327.65	1,046,327.65	4	47,039.74	\$ 18,010.92	\$ 65,050.67
010189 Helder Family Chair in Entrepreneurship	1,097,511.34	1,009,681.81	1,063,698.63	1,063,698.63	4	47,411.85	\$ 34,076.76	\$ 81,488.61
010190 Claude D. Knifm Professorship of Library Science & Education	272,518.98	252,420.45	262,469.71	262,469.71	4	11,811.14	\$ 6,731.60	\$ 18,542.74
010191 Burns and Ann Hargis Endowed Professorship	270,389.56	252,420.45	261,406.01	261,406.01	4	11,763.23	\$ 4,653.57	\$ 16,416.80
010192 Madeleine Pickets Chair #A	1,094,406.56	1,009,681.81	1,062,044.19	1,062,044.19	4	47,341.99	\$ 31,062.80	\$ 78,404.79
010193 Madeleine Pickets Chair #B	1,094,406.56	1,009,681.81	1,062,044.19	1,062,044.19	4	47,341.99	\$ 31,062.80	\$ 78,404.79
010194 Madeleine Pickets Chair #C	1,094,406.56	1,009,681.81	1,062,044.19	1,062,044.19	4	47,341.99	\$ 31,062.80	\$ 78,404.79
010195 Madeleine Pickets Chair #D	1,094,406.56	1,009,681.81	1,062,044.19	1,062,044.19	4	47,341.99	\$ 31,062.80	\$ 78,404.79
010196 Madeleine Pickets Chair #E	1,094,406.56	1,009,681.81	1,062,044.19	1,062,044.19	4	47,341.99	\$ 31,062.80	\$ 78,404.79
010197 Rambolt Family Chair in Agricultural Finance	549,194.68	505,244.78	527,219.73	527,219.73	4	23,724.69	\$ 17,052.01	\$ 40,776.90
010198 George Chiga Animal Science Endowed Professorship Fund	272,996.90	252,420.45	262,708.63	262,708.63	4	11,821.69	\$ 7,177.67	\$ 18,999.66
010199 Oklahoma's Farm Credit Professorship in Agricultural Economics	271,289.70	252,420.45	261,865.07	261,865.07	4	11,783.48	\$ 5,519.19	\$ 17,302.67
010200 Mtnbergen Family Professorship in Plant and Soil Science	268,949.43	252,420.45	260,684.94	260,684.94	4	11,730.62	\$ 3,278.74	\$ 15,009.66
010201 Cline Family Equine Science Professorship	274,377.84	252,420.45	263,399.11	263,399.11	4	11,862.96	\$ 8,519.19	\$ 20,372.15
010202 Nutrients for Life Foundation Professorship in Soil and Food Crop Nutrition	271,634.56	252,420.45	262,027.60	262,027.60	4	11,791.34	\$ 5,881.09	\$ 17,672.33
010203 Advance Foods/S.E. Gilliland Professorship in Microbial Food	312,880.89	291,343.69	302,112.29	302,112.29	4	13,696.05	\$ 6,135.47	\$ 19,830.62
010204 Roger Howell Endowed Professorship in Agricultural Education	265,535.88	252,420.45	268,978.15	268,978.15	4	11,664.02	\$ 0.00	\$ 11,664.02
010205 4-H Centennial Professorship	275,179.02	253,157.52	264,168.27	264,168.27	4	11,887.67	\$ 8,544.07	\$ 20,431.64
010206 Charles and Linda Shackelford Professorship in Floriculture	274,926.59	252,925.29	263,926.94	263,926.94	4	11,876.67	\$ 8,536.23	\$ 20,412.90
010207 Barry Pollard MD/P&K Equipment Inc. Professorship in Agribusiness	275,960.94	252,420.45	263,190.69	263,190.69	4	11,843.63	\$ 8,114.19	\$ 19,957.77
010208 Mary Lou Lemco Endowed Professorship for Under-represented Voices	273,595.89	252,420.45	263,008.17	263,008.17	4	11,836.57	\$ 7,767.22	\$ 19,603.69
010209 Cal and Marilyn Vogt Professorship in CEAT	270,498.83	256,083.58	263,291.20	263,291.20	4	11,848.10	\$ 12,886.49	\$ 24,734.59
010210 John Brummer Endowed Professorship in Mechanical & Aerospace Enginee	266,216.24	252,420.45	269,318.35	269,318.35	4	11,669.33	\$ 657.00	\$ 12,326.33
010211 Ed Keller Endowed Professorship in Finance (formerly Endowed Profess	265,555.15	252,420.45	268,987.80	268,987.80	4	11,664.45	\$ 0.00	\$ 11,664.45
010212 Joe Synar Endowed Chair	652,003.63	605,809.08	628,906.33	628,906.33	4	28,300.79	\$ 14,151.87	\$ 42,452.66
010213 William S. Spears Chair in Business Administration IV	755,910.94	695,418.34	726,664.64	726,664.64	4	32,664.91	\$ 23,470.37	\$ 56,125.28
010214 Patterson Foundation Chair in Spears School of Business	0.00	0.00	0.00	0.00	4	0.00	\$ 0.00	\$ 0.00
010215 Ralph and Peggy Brennenman Professorship Fund	275,756.31	253,688.61	264,722.45	264,722.45	4	11,912.61	\$ 8,561.99	\$ 20,474.60
010216 Don and Cathy Humphreys Chair in International Studies	337,733.89	315,525.56	326,629.73	326,629.73	4	14,698.34	\$ 5,572.09	\$ 20,270.45
010217 Don and Cathy Humphreys Chair in International Studies - E	342,423.54	315,020.72	326,722.13	326,722.13	4	14,732.63	\$ 10,631.95	\$ 25,424.45
010218 Orville and Helen Buchanan Chair in Biosystems and Agricultural Engineeri	540,475.79	504,840.90	522,668.33	522,668.33	4	23,619.63	\$ 9,035.65	\$ 32,655.28
010219 Howard and Adene Harrington Chair in Animal Science	660,449.83	612,331.63	636,390.73	636,390.73	4	28,637.65	\$ 15,666.19	\$ 44,303.78
010220 Virgil and Marge Jurgensmeyer Research Professorship/Product Developme	274,377.84	252,420.45	263,399.11	263,399.11	4	11,862.96	\$ 8,519.19	\$ 20,372.15
010221 Temple Grad Professorship in Animal Behavior and Well Being	274,377.84	252,420.45	263,399.11	263,399.11	4	11,862.96	\$ 8,519.19	\$ 20,372.15
010222 Hitch Family Professorship in Ruminant Feedlot Nutrition	271,336.41	252,420.45	261,878.48	261,878.48	4	11,784.63	\$ 5,564.57	\$ 17,349.10
010223 Devon Energy Chair/Basin Research II (formerly Homeland Security Senso	1,071,806.63	1,009,681.81	1,040,744.24	1,040,744.24	4	46,833.49	\$ 9,256.76	\$ 56,090.26
010224 Vernerberg Chair in Bioinformatics and Molecular Genetics II (formerly Mi	542,022.69	508,722.12	526,372.40	526,372.40	4	23,641.76	\$ 6,567.85	\$ 30,209.61

OKLAHOMA STATE REGENTS' ENDOWMENT TRUST FUND--2014 DISTRIBUTION SCHEDULE

Account	Account Balance, 6/30/14	Account Balance, 6/30/13	Account Balance, 6/30/12	Three-year Average Mrkt. Value	# Qtrs	FY14 Available Distribution	FY13 Carryover	Total Available Distribution
010225 Don and Cathy Humphreys Chair CEAT II (formerly Botany A II)**	548,755.07	504,840.90		626,798.29	4	23,706.92	17,038.38	40,745.30
010226 Continental Resources Chair in Petroleum Engineering II (formerly Indoor E	1,097,511.24	1,009,681.81		1,063,696.63	4	47,411.85	34,076.76	81,488.61
010227 Lew and Myra Ward Chair in Petroleum Engineering II (formerly Electrona	589,718.41	555,324.99		672,621.70	4	255,768.48	5,256.63	31,020.11
010228 John and Donna Brock Professorship in Education Leadership & Policy II (267,649.05	254,439.82		261,044.48	4	11,747.00	0.00	11,747.00
010229 Bryan Close Professorship in Adulthood & Aging II (formerly Family Geror	270,337.93	252,420.45		261,479.19	4	11,766.66	4,801.11	16,567.77
010230 Patterson Foundation Chair in Spears School of Business II (formerly Politc	0.00							
010231 N Malone Mitchell, Jr. Chair in Entrepreneurship II (formerly Health/Soci	4,248,323.34	4,038,727.23		4,148,626.23	4	186,468.64	0.00	186,468.64
010232 Don and Cathy Humphreys Chair in International Studies A II (formerly Li	540,479.70	504,840.90		622,660.30	4	23,619.71	9,018.18	32,637.89
010233 Clenco Family Chair in Library Excellence II (formerly Lib Ser & Electroni	1,158,598.16	1,085,407.94		1,122,003.03	4	50,490.14	16,108.77	66,598.91
010234 Madeline Peckens Chair A II (formerly Social Marketing Chair II)**	5,472,319.01	5,048,572.35		6,290,496.63	4	236,722.31	155,322.85	392,045.16
010235 A J and Susa Jacques Chair in Agric. Economic II (formerly Henry Belm	1,067,764.32	1,009,681.81		1,088,723.03	4	46,742.64	5,309.35	62,051.99
010236 Edward Joulain Endowed Chair in Engineering	331,100.37	504,840.90		617,970.04	4	23,308.03	0.00	23,308.03
010237 Houston, Travis, Wentz Prof. in English II**	260,656.96	245,018.34		262,837.65	4	11,377.69	0.00	11,377.70
010238 Cal and Marilyn Vogt Professorship in CEAT II**	265,170.03	248,573.07		266,871.65	4	11,569.22	730.40	12,309.62
010239 Chuck and Kim Watson Chair in Education II**	261,033.55	245,018.34		263,026.96	4	11,386.17	405.80	11,791.97
010240 Jim & Lynn Williams Prof. in Nutritional Sciences II**	264,590.46	245,018.34		264,804.40	4	11,466.20	3,821.23	15,287.43
010241 Greg Massey Professorship in Finance II**	260,637.97	245,018.34		262,828.13	4	11,377.27	0.00	11,377.27
010242 Thomas E. Ferry Professorship in Water Research * Mgmt II**	262,482.34	245,018.34		263,760.45	4	11,418.77	1,787.07	13,205.84
010243 Claud D. Kufin Professorship of Library Science & Education II** (partial	88,463.69	81,759.63		86,111.69	4	3,830.03	1,447.19	5,277.22
010244 Barry Pollard MD/F&K Equipment Inc. Professorship in Agribusiness II**	273,890.21	252,354.61		263,122.44	4	11,840.61	8,112.78	19,953.39
010245 Vernerberg Professorship in Art II**	272,330.45	252,354.61		262,362.63	4	11,805.86	6,616.97	18,422.83
010246 Ray and Linda Booker Professorship in Aerospace Engineering II**	265,462.39	252,354.61		268,908.60	4	11,660.88	0.05	11,660.93
010247 M. B. Seretean Endowed Professorship in Wellness II**	274,306.27	252,354.61		263,300.44	4	11,849.87	8,516.97	20,366.84
Subtotal, OSU:	165,720,267.49	148,204,716.19	93,366,246.72	162,316,442.17		6,864,239.92	7,004,039.92	13,868,279.84
OSU Technical Branch, Okmulgee								
013001 First National Bank of Okmulgee Lectureship	60,069.46	47,201.38	63,063.71	49,771.62	4	2,239.72	1,179.85	3,419.57
013002 Wayne Clark Memorial Lectureship	48,128.43	44,276.90	44,448.48	45,617.94	4	2,062.81	7,218.56	9,271.37
013003 Toyota T-Ten Lectureship	77,114.93	78,683.98	93,863.04	83,217.32	4	3,744.78	0.00	3,744.78
013004 C. Mabrey, Jr., Memorial Lectureship	41,892.92	39,138.31	38,980.12	39,967.12	4	1,799.42	2,953.08	4,752.60
013005 Davis/Walker Lectureship	61,176.64	56,280.92	56,961.65	67,813.04	4	2,601.69	18,010.35	20,611.94
013006 Pat Hannigan Lectureship (Private)	100,086.63	92,077.09	91,687.32	94,683.63	4	4,266.27	20,094.52	24,360.79
013007 Pat Hannigan Lectureship (Public)	109,808.76	101,021.19	102,200.21	104,343.39	4	4,696.46	22,298.89	26,994.34
013008 Excellence in Hospitality Education	73,097.71	69,601.46	75,244.18	71,647.73	4	3,224.15	17,685.09	20,909.24
013009 First National Bank of Okmulgee Lectureship #2	51,404.72	47,291.00	47,039.46	48,678.39	4	2,186.03	13,279.13	15,465.16
013010 Donald W. Reynolds Lectureship for Visual Communications	139,554.70	128,421.16	128,340.66	132,105.60	4	6,944.76	27,433.95	34,378.70
013011 Taylor Lectureship in Human Rights (3/8/95)	49,878.66	40,362.53	40,147.83	41,461.31	4	1,866.78	12,758.86	14,624.62
013012 1st Nat'l Bank of Okm. Lect. for Telecom. (12/1/95)	64,862.08	59,671.42	69,364.02	61,295.64	4	2,768.31	37,309.61	40,067.93
013013 1st Nat'l Bank of Okm. Lect. for Cyber Technology (12/1/95)	69,837.84	64,248.99	63,907.24	65,998.03	4	2,969.91	39,000.23	41,970.14
013014 1st Nat'l Bank of Okm. Lect. For Advanced Telecommunications	73,203.64	67,345.33	66,967.13	69,178.67	4	3,113.04	38,516.81	41,629.86
013015 1st Nat'l Bank of Okm. Lect. For Integrated Learning Technology	73,116.80	67,265.55	66,907.76	69,096.70	4	3,109.36	38,435.46	41,544.81
013016 Fred Jones Lectureship in Automotive Technology	36,014.28	40,536.84	40,321.21	38,624.11	4	1,738.08	5,363.63	7,101.71
013017 1st Nat'l Bank of Okm. Lectureship for DWR Technology	96,970.36	89,210.21	88,736.68	91,647.73	4	4,123.74	32,321.64	36,445.38
013018 First National Bank of Okmulgee Student Success Lectureship	66,396.79	60,163.34	68,862.34	63,814.13	4	2,871.64	10,960.35	13,831.99
013019 Donald W. Reynolds Technology Center Lectureship	102,484.57	94,283.13	93,781.62	96,849.73	4	4,368.24	31,597.48	36,965.72
013020 Caterpillar Dealer Lectureship	80,402.68	73,968.36	62,627.49	72,299.61	4	3,263.48	6,448.74	9,702.22
013021 First National Bank of Okmulgee Learner Centered Lect.	43,880.04	44,488.56	44,261.92	44,206.84	4	1,989.31	0.00	1,989.31
013022 Pedorith Technology Lectureship	32,760.81	30,129.89	30,326.66	31,398.12	4	8,821.17	10,219.28	19,040.45
013023 Auto Body Endowed Lectureship	74,136.29	68,202.53	67,739.82	70,226.71	4	3,161.16	11,415.23	14,576.39
013024 Central & Southwest Lectureship for the Donald W. Reynolds Tec	43,141.36	39,688.92	39,477.81	40,079.37	4	1,854.62	19,202.79	21,037.41
013025 LC Scott PSO Lectureship in Advanced Technological Education	41,504.46	38,183.01	37,979.91	39,222.48	4	1,765.01	17,344.38	19,109.39
013026 Howard Armstrong/Bette Davidson PSO Lectureship in Adv. Tech	43,141.36	39,688.92	39,477.81	40,769.37	4	1,834.62	19,202.79	21,037.41
013027 Sabre Lectureship in Information Technology	36,479.68	33,560.54	33,362.02	34,474.15	4	1,551.34	12,520.63	14,071.97
013028 Scholars Center Lectureship	38,392.19	35,319.81	38,151.94	36,281.31	4	1,632.66	10,970.56	12,603.22
013029 College Readiness Center Lectureship	38,225.06	30,566.19	4,441.79	36,077.63	4	1,678.60	4,035.64	5,714.24
013030 Leadership Lectureship in Advanced Technology Education	42,076.37	38,708.24	38,602.96	39,761.90	4	1,789.29	14,237.64	16,026.92
013031 Title III/Information Technology Professorship (Private)	244,446.66	224,884.55	223,688.36	231,000.69	4	10,396.29	83,402.50	93,797.79
013032 Mentorship in Advanced Technological Education Lectureship	35,884.29	33,012.61	32,837.01	33,911.31	4	1,626.01	11,663.80	13,189.81
013033 Citizens Bank & Trust Company of Okmulgee Lectureship	29,776.98	38,081.93	37,879.37	36,246.09	4	1,686.07	0.00	1,686.07
013034 George Kasz Family Foundation Professorship in Engineering Tech	1,109,087.89	1,020,331.93	261,671.25	797,030.38	4	36,866.37	46,659.33	82,525.70
013035 Don Locke Memorial Lectureship	28,595.44	26,307.06	26,167.13	27,023.21	4	1,216.04	3,530.04	4,746.08
013036 First National Citizens Security Professorship II (formerly Bus. Of Med. Ch.	217,420.09	200,020.81		206,720.46	4	9,992.420423	6,750.70	16,743.12
013037 First National Citizens Security Professorship	219,502.27	201,936.36		210,719.32	4	9,482.37	6,816.35	16,297.72
Subtotal, OSU Technical Branch, Okmulgee:	3,770,926.83	3,604,180.98	2,366,186.68	3,368,237.75		160,896.70	656,214.65	807,110.36
OSU - College of Veterinary Medicine								
014001 Mildred Lundberg-Kemlen Professorship in Biomedical Research	903,823.37	868,206.03	893,951.40	888,660.27	4	39,989.71	22,686.74	62,676.45
014002 Henthorne Clinical Professorship in Small Animal Medicine	331,389.75	307,248.19		319,318.97	4	14,369.36	7,873.61	22,242.96
014003 Clinical Professorship in Bio-Medical Laser Surgery	274,377.84	252,420.45		263,399.11	4	11,862.96	6,619.19	20,372.15
014004 Joan Kirkpatrick Chair in Small Animal Internal Medicine II (formerly Infec	548,755.67	504,840.90		626,798.29	4	23,706.92	17,038.38	40,745.30
014005 Animal Internal Medicine Chair II**	265,494.12	245,018.34		266,266.23	4	11,486.63044	4,707.31	16,193.94
Subtotal, OSU Vet. Med.	2,323,590.76	2,177,793.92	896,951.40	2,293,432.90		101,404.46	60,828.18	162,232.61

OKLAHOMA STATE REGENTS' ENDOWMENT TRUST FUND--2014 DISTRIBUTION SCHEDULE

Account	Account Balance, 6/30/14	Account Balance, 6/30/13	Account Balance, 6/30/12	Three-year Average Mkt. Value	# Qrts	FY14 Available Distribution	FY13 Carryover	Total Available Distribution
OSU COMS								
773001 OOM Professorship in Telemedicine	383,606.29	317,436.14	332,067.62	327,703.36	4	14,746.65	3,877.94	18,624.69
773002 Integris Baptist Health Center Endowed Professorship in Family Medicine	268,804.92	262,420.45	262,420.45	260,611.68	4	11,727.67	3,105.38	14,832.90
773003 Tahlequah Hospital Foundation Endowed Professorship in Rural Graduate M	268,321.20	262,420.45	262,420.45	260,370.83	4	11,716.69	2,635.42	14,352.11
773004 Laurence L. and Georgia Ina Dresser Chair in Rural Health Policy	566,421.68	531,840.80	531,840.80	549,131.24	4	24,710.91	6,600.62	31,311.42
773005 Laurence L. and Georgia Ina Dresser Chair in Rural Medicine	566,796.97	531,840.80	531,840.80	549,131.89	4	24,719.36	6,965.10	31,684.46
773006 George Kaiser Family Foundation Chair C	1,097,511.34	1,009,681.81	1,009,681.81	1,063,696.68	4	47,411.85	34,076.76	81,488.61
773007 George Kaiser Family Foundation Chair D	1,097,511.34	1,009,681.81	1,009,681.81	1,063,696.68	4	47,411.85	34,076.76	81,488.61
773008 Stillwater National Bank Professorship in Masters of Healthcare Administrat	269,304.86	262,420.45	262,420.45	260,662.65	4	11,738.92	3,691.00	15,329.92
773009 Saint Francis Health System Endowed Chair in Pediatrics	470,608.57	441,738.79	441,738.79	466,172.06	4	20,627.74	6,628.27	27,256.02
773010 George Kaiser Family Foundation Chair A II, formerly Behavioral Sci Chair	1,081,365.98	1,009,681.81	1,009,681.81	1,045,621.89	4	47,048.68	18,936.49	66,445.07
773011 Northwest OK Osteopathic Prof. of Primary Care Program II**	262,786.23	246,018.34	246,018.34	263,902.29	4	11,425.60	4,824.96	16,250.56
Subtotal, OSU COMS	6,283,059.17	5,854,178.65	5,854,178.65	6,070,791.06		273,156.60	123,778.65	396,935.16
OSU-Tulsa								
016001 George Kaiser Family Foundation Chair in Family Risk & Resilienc	1,082,236.38	1,020,459.84	800,714.04	967,804.42	4	43,551.15	62,828.69	106,379.85
016002 C. F. Colcord Chair	1,109,703.76	1,044,096.21	1,043,723.48	1,066,841.15	4	47,962.86	108,216.70	166,179.65
016003 Gary Trennepohl Chair in Finance	928,215.90	856,418.81	842,135.55	875,699.08	4	39,401.65	108,938.78	148,338.33
016004 Varnadow Chair	993,667.39	957,716.40	1,043,723.48	998,369.09	4	44,926.61	(0.00)	44,926.61
016005 Helmerich Family Chair	2,287,635.05	2,104,564.57	2,093,370.04	2,161,856.66	4	97,283.54	282,403.29	379,686.83
016006 George Kaiser Family Foundation Chair in Ethical Leadership (formerly Ch	1,079,833.57	1,009,681.81	1,009,681.81	1,044,757.69	4	47,014.10	17,072.76	64,090.86
016007 George Kaiser Family Foundation Chair C	1,097,511.34	1,009,681.81	1,009,681.81	1,063,696.68	4	47,411.85	34,076.76	81,488.61
016008 George Kaiser Family Foundation Chair D	1,097,511.34	1,009,681.81	1,009,681.81	1,063,696.68	4	47,411.85	34,076.76	81,488.61
016009 George Kaiser Family Foundation Chair in Family Residence II (formerly R	1,087,015.01	1,009,681.81	1,009,681.81	1,048,344.41	4	47,175.68	23,900.42	71,076.10
016010 Gary Trennepohl Chair in Finance II**	266,249.76	245,018.34	245,018.34	265,634.06	4	11,603.63	5,433.96	16,937.62
Subtotal, OSU Tulsa	11,029,579.51	10,267,001.40	8,822,666.60	10,625,391.60		473,642.71	676,947.14	1,150,590.85
OSU Technical Branch, Oklahoma City								
Margaret Brock Lectureship in Nursing	32,497.48	29,896.83	32,270.71	31,554.01	4	1,419.98	4,751.73	6,171.71
015002 Phil Daugherty Arts & Sciences Endowed Lectureship 6/02	60,894.48	46,821.60	46,572.54	48,096.21	4	2,164.33	20,081.66	22,245.99
015003 Horticulture Technology Lectureship	28,927.15	26,612.22	26,470.66	27,336.68	4	1,230.15	3,570.99	4,801.14
Subtotal, OSU Technical Branch, Oklahoma City:	112,319.11	103,330.65	105,313.91	106,986.90		4,814.46	28,404.38	33,218.84
TOTAL, OSU:	179,239,982.86	170,111,120.80	102,876,450.94	174,626,284.76		7,868,192.86	8,650,209.77	16,408,392.63
University of Central Oklahoma								
012001 Inez Miller Chair for Speech and Hearing	228,584.33	220,180.71	229,647.36	226,137.47	4	10,176.19	0.01	10,176.19
012002 Barnabus Chair in Management Information Systems	308,110.74	283,463.84	281,946.10	291,170.23	4	13,102.66	37,462.28	60,564.94
012003 Harold and Juanita Swiegar Artist-In-Residence	263,094.91	241,985.26	139,048.45	214,688.54	4	9,661.08	13,530.50	23,191.63
012004 Barnabus Lectureship in Emerging Technologies	27,908.87	26,670.83	28,004.73	27,191.14	4	1,223.69	1,224.30	2,447.99
012005 Edith Kinney Gaylord Endowed Chair of Journalism 6/02	301,801.67	290,717.61	303,468.52	298,662.60	4	13,439.82	(0.00)	13,439.81
012006 Michael Metzger Professorship in Economics	255,554.58	252,323.29	261,024.25	256,900.71	4	11,633.63	12,450.90	23,984.43
012007 Roy Cecil (Ike) and Marjone Crews Endowed Prof. in Educ & Prof. Studies	136,639.31	125,704.60	125,035.95	129,126.62	4	5,610.70	11,470.25	17,280.96
012008 The Sarkeys Endowed Chair in Nursing	248,941.63	239,796.20	230,071.89	246,269.90	4	11,082.15	0.00	11,082.15
012009 John Taylor Beresford Endowed Chair in Computer Science #1	269,178.49	252,420.45	252,420.45	260,799.47	4	11,735.96	3,519.19	15,255.17
John Taylor Beresford Endowed Chair in Mathematical Statistics	274,377.84	252,420.45	252,420.45	263,399.14	4	11,662.96	8,519.19	20,372.16
TOTAL, UCO:	2,314,127.36	2,184,673.24	1,613,247.25	2,213,748.52		99,618.70	88,176.62	187,795.32
East Central University								
230001 Robert S. Kerr Endowed Chair for Environmental Health Sciences	288,960.88	288,948.05	270,079.77	285,996.23	4	11,969.83	(0.00)	11,969.83
230002 Marvin Stokes Lectureship	82,868.92	79,069.05	81,573.05	81,167.01	4	3,662.62	6,501.57	10,164.09
230003 Col. Tom A. Thomas Chair in Human Resources	213,683.66	206,677.33	214,117.51	211,074.17	4	9,498.43	(0.00)	9,498.42
230004 Lou Watkins Endowed Lectureship	62,900.94	49,860.69	51,047.81	51,266.28	4	2,306.96	7,009.48	9,316.46
230005 Julian Rothbaum Lectureship in Political Science	22,662.74	22,032.89	23,621.70	22,772.44	4	1,024.76	1,275.93	2,300.69
230006 Leonard Limes Lectureship in Entrepreneurship	26,878.07	26,674.12	26,512.42	26,364.67	4	1,186.97	984.54	2,171.61
230007 Valley View Regional Hospital Endowed Chair in Nursing 6/02	387,069.78	319,656.43	329,169.05	328,601.42	4	14,787.06	29,147.21	43,934.27
230008 East Central University Nursing Faculty Endowed Chair	286,873.16	273,386.68	288,991.72	283,084.68	4	12,738.76	11,398.41	24,137.17
230009 Sadie Knotts-McClelland Chair in Nursing	316,882.76	310,008.94	313,336.71	313,914.47	4	14,126.15	24,586.82	38,712.97
230010 The Chickasaw Nation Endowed Chair in Native American Studies	579,197.53	556,521.69	577,932.96	571,217.39	4	26,704.78	22,755.12	48,469.90
230011 George Nigh Lectureship in Government	29,760.29	28,657.15	30,210.72	29,642.72	4	1,329.42	21.54	1,360.96
230012 R. Darryl Fisher Lectureship in Government	89,733.80	87,358.80	92,743.28	89,949.29	4	4,047.64	555.31	4,602.95
230013 Tom and Diane Cnswell Endowed Professorship in Nursing	152,067.61	147,474.26	153,513.84	161,018.67	4	6,795.84	514.64	7,310.48
230014 Adolph Linschied Distinguished Teaching Professorship	155,023.23	152,087.36	152,087.36	154,422.09	4	6,948.96	3,355.91	10,304.86
230015 The Crabtree Family Professorship in Business	166,957.48	161,172.54	168,114.12	166,414.71	4	7,443.66	15,165.16	22,608.82
230016 Choctaw Nation Endowed Professorship in Nursing	158,665.40	155,438.06	155,981.79	156,694.08	4	7,061.28	6,802.27	13,863.55
230017 Hallie Ford Chair in Fine Arts	266,031.91	258,947.46	270,535.72	266,171.70	4	11,382.78	6,549.49	18,482.22
230018 Shirley Fouge Lectureship in Business	26,454.65	26,642.32	28,937.76	27,344.91	4	1,280.62	0.00	1,280.62
230019 Gene Nelson Chair in Business Administration	259,330.69	243,407.18	243,407.18	246,735.36	4	11,392.10	9,720.37	21,112.47
230020 David A. Lockmiller Lectureship in Art History	25,071.40	24,012.03	25,179.95	24,754.46	4	1,113.96	129.55	1,243.60
230021 Chickasaw Nation Professorship in Accounting	137,188.92	126,210.23	131,699.67	131,699.67	4	5,926.48	4,259.60	10,186.08
230022 Horne and Company Professorship in Accounting	137,188.92	126,210.23	131,699.67	131,699.67	4	5,926.48	4,259.60	10,186.08
230023 Vision Bank Professorship in Banking and Finance	135,387.50	126,210.23	130,798.86	130,798.86	4	5,885.96	2,509.60	8,395.54
230024 Chickasaw Nation Professorship in Business Administration	137,188.92	126,210.23	131,699.67	131,699.67	4	5,926.48	4,259.60	10,186.08

OKLAHOMA STATE REGENTS' ENDOWMENT TRUST FUND--2014 DISTRIBUTION SCHEDULE

Account	Account Balance, 6/30/14	Account Balance, 6/30/13	Account Balance, 6/30/12	Three-year Average Mrkt. Value	# Qrts	2014 Available Distribution	FY13 Carryover	Total Available Distribution	Distribution Requested
TOTAL, ECU:	4,053,358.55	3,890,667.11	3,216,507.92	3,998,813.72		179,946.62	161,761.69	341,708.31	
Northeastern State University									
485001 Endowed Chair of Teaching Excellence (Public)	582,065.39	636,484.97	575,822.02	564,467.46	4	25,400.59	\$ 196,967.34	222,367.92	
485002 Endowed Chair of Teaching Excellence (Private)	570,176.34	624,647.36	564,942.58	553,222.10	4	24,894.99	\$ 197,324.85	222,219.84	
485003 Southwestern Bell Distinguished Lectureship	141,264.32	129,959.49	134,289.76	136,171.19	4	6,082.70	\$ 44,572.28	50,654.98	
485004 William Frank Talbert Chair in Business	336,799.71	309,846.95	328,285.04	324,977.24	4	14,623.96	\$ 110,102.83	124,726.81	
485005 L.P. Woods Endowed Lectureship for Math	68,546.67	63,061.14	64,734.33	66,447.38	4	2,946.13	\$ 25,536.57	28,481.70	
485006 Endowed Chair in College of Education	362,989.49	333,940.86	340,199.07	346,709.81	4	16,656.94	\$ 122,164.97	137,721.91	
485007 Jesse and Marilyn Gailey Professorship in the College of Business	157,277.68	144,591.36	148,943.28	150,904.11	4	6,763.68	\$ 15,017.26	21,780.95	
485008 Dr. Susan Brackett Endowed Chair in Reading in College of Education	274,377.84	252,420.45	253,899.14	253,899.14	4	11,862.98	\$ 8,539.19	20,372.16	
485009 Dr. Kirk Boatright Endowed Professorship in College of Optometry	137,188.92	126,210.23	131,699.67	131,699.67	4	6,926.46	\$ 4,299.60	10,196.06	
485010 Entrepreneurial Lectureship Series in the College of Business	34,022.83	31,300.14	32,061.49	32,061.49	4	1,469.77	\$ 1,020.38	2,620.16	
TOTAL, NSU:	2,684,709.20	2,461,462.95	2,167,216.09	2,567,049.48		116,517.23	725,541.26	841,058.49	

OKLAHOMA STATE REGENTS' ENDOWMENT TRUST FUND--2014 DISTRIBUTION SCHEDULE

Account	Account Balance, 6/30/14	Account Balance, 6/30/13	Account Balance, 6/30/12	Three-year Average Mkt. Value	# Qtrs	FY14 Available Distribution	FY13 Carryover	Total Available Distribution
Northwestern Oklahoma State University								
505001 Charles Morton Chair in Education	397,069.19	382,273.25	399,143.35	392,496.26	4	17,662.29	16,993.08	34,655.36
505002 Pearl Louise Marlatt Walsh Alumni Chair in Business	366,679.72	343,292.54	357,544.35	362,472.24	4	16,861.25	-	16,861.25
505003 Jake and Jayne Landsay Lectureship	266,447.89	266,619.27	267,168.69	263,378.61	4	11,862.04	20,000.00	31,862.04
505004 Bert H. Mackie Chair in Business	210,671.88	202,726.37	211,141.52	208,146.26	4	9,366.68	-	9,366.68
505005 Harold G. Hamm Chair in Business	210,672.03	202,726.61	211,141.67	208,146.40	4	9,366.69	-	9,366.69
505006 Endowed Chair #1	213,829.08	205,861.20	214,407.53	211,366.94	4	9,611.47	-	9,611.47
505007 Endowed Chair #2	213,829.08	205,861.20	214,407.53	211,366.94	4	9,611.47	-	9,611.47
505008 Endowed Chair #3	213,829.08	205,861.20	214,407.53	211,366.94	4	9,611.47	-	9,611.47
505009 Endowed Chair #4	213,829.08	205,861.20	214,407.53	211,366.94	4	9,611.47	-	9,611.47
505010 Endowed Chair #5	244,143.69	236,046.20	244,804.16	241,331.36	4	10,859.91	10,000.00	20,859.91
505011 Endowed Chair #6	244,143.69	236,046.19	244,804.15	241,331.35	4	10,859.91	10,000.00	20,859.91
505012 Endowed Chair #7	244,143.69	236,046.19	244,804.15	241,331.35	4	10,859.91	10,000.00	20,859.91
505013 Endowed Chair #8	244,143.69	236,046.19	244,804.15	241,331.35	4	10,859.91	10,000.00	20,859.91
505014 J. T. and Jaymie Lindsey Endowed Chair	241,090.86	232,107.11	241,743.05	238,313.67	4	10,724.12	-	10,724.12
505015 J. T. and Jaymie Lindsey Endowed Professorship	139,531.73	132,469.23	139,041.71	137,946.44	4	8,430.68	-	8,430.68
505016 Marvel/Smith Academic Performance Enhancement Lectureship	49,884.95	48,027.36	5,014.38	49,308.88	4	2,218.90	-	2,218.90
505017 Dorothy J. Reichenberger Endowed Chair in Music	249,424.70	240,136.75	250,071.90	246,644.44	4	11,094.60	-	11,094.60
505018 Dr. Anna B. Fisher Endowed Chair in Biology	249,424.70	240,136.75	250,071.90	246,644.44	4	11,094.60	-	11,094.60
505019 William Donald Campbell Family Chair in Agriculture	249,424.70	240,136.75	250,071.90	246,644.44	4	11,094.60	-	11,094.60
505020 Grace V. Wisdom Endowed Chair in Visual Arts	265,608.35	252,420.45	269,014.44	11,666.66	4	-	-	11,666.66
505021 Wisdom Family Endowed Chair in Agriculture	265,608.35	252,420.45	269,014.44	11,666.66	4	-	-	11,666.66
505022 The Eyerson Family Chair in Business	265,608.35	252,420.45	269,014.44	11,666.66	4	-	-	11,666.66
505023 The Helen and Peterson Lectureship in Music	95,619.00	90,871.36	98,248.66	4,198.68	4	-	-	4,198.68
TOTAL, NWOSU:	6,394,267.47	6,182,912.17	6,514,003.86	6,320,320.62		229,414.43	76,993.08	316,407.61
Southeastern Oklahoma State University								
660001 Dr. Linnie Ruth Hall Distinguished Lectureship (in Business) (Pri	78,663.09	72,367.99	71,983.06	74,338.04	4	3,346.21	37,168.33	40,513.64
660002 Dr. Linnie Ruth Hall Distinguished Lectureship (in Business) (Pub	78,663.09	72,367.99	71,983.06	74,338.04	4	3,346.21	37,168.33	40,513.64
660003 Massey Family Lectureship in Business and Public Policy (Private	164,663.32	142,186.03	141,428.72	146,066.66	4	6,672.61	46,912.04	53,484.65
660004 Massey Family Lectureship in Business and Public Policy (Public)	190,236.96	176,012.11	174,061.19	179,776.42	4	3,089.94	71,432.95	74,522.89
660005 Don W. Sands Lectureship in Business Administration	95,174.42	87,667.98	87,092.24	89,941.56	4	4,047.37	39,605.73	43,653.10
660006 Ruth Steger Lectureship in Music	55,816.42	52,640.38	56,671.76	54,676.82	4	2,460.41	1,159.41	3,619.82
660007 Engles Family Endowed Chair in Biomedical Science	246,710.86	239,802.14	257,624.46	247,712.46	4	11,147.06	-	11,147.06
660008 John Massey Chair in Business No. 1	241,692.94	232,329.63	242,209.15	238,723.94	4	10,742.68	0.00	10,742.68
660009 Medical Center Professorship in Biomedical Sciences	132,472.99	129,066.90	138,666.90	133,368.66	4	6,001.69	(0.00)	6,001.69
660010 Julian J. Rothbaum Lectureship	38,646.04	36,480.44	38,271.62	38,420.77	4	1,639.18	15,190.39	16,829.56
660011 Sullivan Lectureship in Business	39,532.79	38,646.13	38,460.21	37,642.71	4	1,693.92	13,110.64	14,804.56
660012 John Massey Chair in Business No. 2	283,406.69	243,960.09	254,010.99	250,366.96	4	11,268.02	(0.00)	11,268.02
660013 John Massey Chair in Business No. 3	284,266.76	273,321.04	284,943.90	280,843.67	4	12,637.96	(0.00)	12,637.96
660014 John Massey Chair in Business No. 4 #02	301,026.36	298,088.79	318,764.67	306,292.94	4	13,783.18	0.00	13,783.18
660015 John Massey Chair in Business No. 5	288,126.34	287,929.19	301,274.09	292,443.21	4	13,169.94	(0.00)	13,169.94
660016 John Massey Chair in Business No. 6	351,624.37	323,466.24	321,764.67	332,291.36	4	14,963.11	108,807.43	123,760.64
660017 John Massey Chair in Business No. 7	268,594.10	265,499.04	264,086.81	272,726.62	4	12,272.70	46,258.50	58,531.20
660018 John Massey Professorship in Business #1	112,818.56	110,201.87	119,164.63	114,061.66	4	6,132.78	0.00	6,132.78
660019 John Massey Professorship in Business #2	150,477.03	138,434.95	137,698.59	142,203.66	4	6,390.16	21,997.96	28,387.11
660020 Chickasaw Nation Endowed Chair in Business Management	300,717.63	276,652.37	275,180.81	284,183.69	4	12,788.26	36,563.24	49,351.60
660021 Donna Massey Professorship in Music	97,583.66	102,732.25	115,195.88	105,603.96	4	4,747.68	1,606.40	6,354.08
660022 Kay Massey Professorship in Business	110,831.61	117,996.32	115,970.81	111,982.91	4	5,036.98	(0.00)	5,036.98
660023 Chickasaw Nation Professorship in Business Management	148,027.66	136,181.59	135,457.22	139,888.82	4	6,296.00	35,622.80	41,917.80
660024 Clark and Wanda Bass Lectureship in Piano Music	67,562.37	64,761.56	65,676.34	66,000.06	4	2,970.00	4,742.37	7,712.37
660025 John L. Massey Chair in Business No. 8	285,954.38	263,070.57	261,671.25	270,232.07	4	12,160.44	35,300.41	47,460.86
660026 Oklahoma Masonic Foundation Institute for Professional Dev. & Lectureship	109,751.13	100,968.18	108,369.68	105,369.68	4	4,741.18	3,407.68	8,148.86
TOTAL, SEOSU:	4,510,758.93	4,288,125.61	4,216,840.67	4,387,028.34		197,416.23	555,072.80	752,488.83
Southwestern Oklahoma State University								
665001 Lectureship #1 (Public)	98,360.94	90,480.30	89,999.02	92,943.42	4	4,182.45	15,883.10	20,065.56
665002 Lectureship #1 (Private)	89,230.20	82,089.46	81,662.81	84,324.16	4	3,794.59	14,412.13	18,206.72
665003 Lectureship #2 (Public)	97,833.48	90,004.26	89,625.61	92,464.41	4	4,160.45	15,801.70	19,962.15
665004 Lectureship #2 (Private)	88,677.04	81,680.68	81,146.62	83,801.41	4	3,771.06	14,322.79	18,093.85
665005 Lectureship #3 (Public)	67,669.11	62,960.48	62,696.67	64,422.76	4	2,448.02	9,301.67	11,749.69
665006 Lectureship #3 (Private)	48,466.77	42,738.10	42,610.77	43,901.66	4	1,976.67	7,503.37	9,478.94
665007 Dobson Chair in Business	208,897.28	230,060.16	228,896.43	222,697.96	4	10,016.91	1,107.90	11,124.81
665008 Foundation-Flossie Hagin Lectureship	38,363.08	30,693.16	30,629.90	31,628.72	4	1,418.79	5,388.68	6,807.47
665009 Ed and Winnie Ola Berrong Endowed Chair in Department of Mu	263,378.33	267,704.64	266,280.67	265,787.81	4	11,960.45	20,175.02	32,135.48
665010 Flossie Hagin Chair in Chemistry	286,434.18	290,507.23	283,961.98	288,634.46	4	12,988.66	22,491.52	35,480.18
665011 Guy Hagin Chair in Biology	290,507.23	283,961.98	283,961.98	283,961.98	4	13,224.69	37,784.52	51,009.21
665012 David and Dianne Hunter	89,832.00	82,643.09	82,203.30	84,692.82	4	3,620.18	11,089.55	14,909.73
665013 Foundation-Harvey Minton Lectureship	36,053.13	33,167.94	32,991.51	34,070.84	4	1,633.19	4,450.67	6,083.86
665014 Everett Dobson Chair in Accounting	285,954.38	263,070.57	261,671.25	270,232.07	4	12,160.44	35,300.41	47,460.86
665015 Everett Dobson Chair in Management	285,954.38	263,070.57	261,671.25	270,232.07	4	12,160.44	35,300.41	47,460.86
665016 Everett Dobson Chair in Finance	285,954.38	263,070.57	261,671.25	270,232.07	4	12,160.44	35,300.41	47,460.86
665017 Everett Dobson Chair in Marketing	285,954.38	263,070.57	261,671.25	270,232.07	4	12,160.44	35,300.41	47,460.86

OKLAHOMA STATE REGENTS' ENDOWMENT TRUST FUND-2014 DISTRIBUTION SCHEDULE

Account	Account Balance,	Account Balance,	Account Balance,	Three-year Average	# Qrts	FY14 Available		FY13 Carryover	Total Available
	6/30/14	6/30/13	6/30/12	Mrkt. Value		Distribution	Distribution		
665018 The Nelson Sims Endowed Chair in Pharmacy	274,377.84	252,420.45		268,899.14	4	11,862.96		8,519.19	20,372.15
665019 The H.F. Timmons Endowed Chair in Pharmacy	137,188.92	126,210.23		131,699.67	4	6,926.48		4,259.60	10,186.08
665020 The Homer Ryan Professorship in Accounting	109,751.13	100,968.18		106,869.66	4	4,741.18		3,407.68	8,148.86
665021 The Don Weeks Professorship in Accounting	137,188.92	126,210.23		131,699.67	4	6,926.48		4,259.60	10,186.08
665022 The Nike Jones Professorship in Accounting	54,875.57	50,484.09		62,679.83	4	2,370.69		1,703.84	4,074.43
665023 Ed & Winnie Ota Berrong Chair in Engineering Technology	274,377.84	252,420.45		268,899.14	4	11,862.96		8,519.19	20,372.15
TOTAL, SWOSU:	8,829,848.77	8,626,162.44	2,702,984.90	3,702,407.46		166,608.34		351,583.29	618,191.62

OKLAHOMA STATE REGENTS' ENDOWMENT TRUST FUND—2014 DISTRIBUTION SCHEDULE

Account	Account Balance, 6/30/14	Account Balance, 6/30/13	Account Balance, 6/30/12	Three-year Average Mkrt. Value	# Qrts	FY14 Available Distribution	FY13 Carryover	Total Available Distribution
Cameron University								
100001 Lewton Independent Insurance Agents Chair	594,991.25	529,896.92	56,268.73	549,718.97	4	24,467.35	76,927.62	101,394.97
100002 McCasland/Venquest Bank Endowed Chair	690,883.92	646,389.92	44,493.25	691,212.16	4	26,284.66	137,538.78	162,793.30
100003 Clarence E. Page Chair in Mathematics	610,661.16	478,626.49	475,980.13	488,386.65	4	21,977.36	53,649.69	75,627.04
100004 Honors Program Lectureship	115,971.83	112,210.90	143,045.95	123,742.88	4	5,668.43	0.01	5,668.44
100005 President's Partners Lectureship	346,788.05	318,116.98	336,423.87	326,776.97	4	14,704.92	155,690.42	170,395.34
100006 Joseph H. Mullin Chair in Agriculture	498,036.82	500,499.68	515,343.82	504,626.77	4	22,708.20	112,513.68	135,221.88
100007 Harold Dixie Mullin Chair in the Sciences	528,062.48	546,002.01	51,453.05	541,706.84	4	24,376.76	137,808.04	162,184.81
100008 Virginia Brewczynski Chair in Business	462,262.25	436,768.89	443,198.83	447,409.95	4	20,133.46	65,882.76	86,016.21
100009 Harold & Elisabeth Hackler Lectureship in Teaching Excellence	62,843.57	60,482.19	66,426.96	63,250.84	4	2,846.29	24.19	2,870.47
100010 SWB Endowed Lectureship in Telecommunications	34,197.77	38,117.01	41,594.28	38,303.12	4	1,833.64	22.78	1,856.40
100011 Helen C. Shultz Lectureship in the Study & Application of English	34,212.48	33,690.63	40,673.03	36,168.86	4	1,627.14	49.76	1,676.90
100012 R.H. Drewry Lectureship in Telecommunications	29,423.00	27,068.39	31,102.07	29,197.82	4	1,319.90	1,349.08	2,668.98
100013 Buck and Irene Clements Lectureship in Agriculture	27,974.89	27,116.13	36,819.24	30,636.77	4	1,378.66	39.00	1,417.66
100014 Mary Kate Wellman Drew Endowed Lectureship	73,193.00	70,463.66	76,852.58	73,603.02	4	3,307.64	23.75	3,331.39
100015 B.H. and Flora Brewer Endowed Professorship in Instructional Tech	120,827.71	119,438.11	127,357.05	122,640.94	4	5,614.34	6,282.23	11,796.67
100016 FSO Lectureship in Instructional Technology and Multimedia Des	63,132.63	48,580.81	65,629.85	66,581.16	4	2,614.66	2,774.02	5,288.67
100017 James O. "Dix" and Jane Purley Barnett Endowed Lectureship	22,964.49	22,129.60	24,796.90	23,293.63	4	1,048.21	19.50	1,067.71
100018 John C. Paynter Endowed Lectureship in Communications	29,454.99	28,763.77	31,286.46	29,831.74	4	1,342.43	5,851.69	7,194.12
100019 Harvard and Judith Tomlinson Lectureship in Phy. Sciences	63,174.31	61,402.90	62,966.18	66,847.80	4	2,613.16	1.00	2,614.16
100020 Southwest Oklahoma Opera Guild Lectureship	22,246.93	22,960.62	25,116.21	23,487.85	4	1,064.70	47.58	1,112.29
100021 Turk and Anna Pittman Lectureship in Instruct. Tech.	28,442.66	27,362.38	30,598.75	28,801.28	4	1,296.06	58.47	1,354.63
100022 Dr. Robert H. Drewry Endowed Lectureship in Chemistry	24,168.22	26,638.04	25,501.67	25,102.64	4	1,129.62	9.49	1,139.11
100023 Jack Bryan Endowed Lectureship in Art	66,286.53	60,068.66	59,744.07	61,698.66	4	2,776.44	25,868.72	28,645.16
100024 Katherine D. Leacy Endowed Lectureship in History	22,964.49	22,129.60	24,796.90	23,293.63	4	1,125.70	7.12	1,132.82
100025 Home Savings Bank Endowed Chair in Organizational Leadership	26,786.23	26,838.60	31,768.71	28,131.18	4	1,266.90	83.66	1,350.56
100026 Kerr Endowed Lectureship in Physical Science	29,671.32	28,684.80	33,207.22	30,487.78	4	1,371.96	39.90	1,411.86
100027 McCasland Foundation Chair in Educational Leadership	382,226.77	306,639.97	304,014.22	313,960.32	4	14,128.21	51,813.69	65,941.91
100028 Louise McMahon Endowed Chair in Music	249,061.72	237,870.04	255,702.64	247,644.88	4	11,139.62	5,416.68	16,556.19
100029 Dr. Bobby Gene Vowell Lectureship in Physical & Biological Science	35,010.60	33,680.79	36,575.32	36,088.97	4	1,679.00	65.93	1,744.94
100030 Jack and Joyce Amyx Lectureship in Business	29,504.13	28,982.98	33,702.75	30,729.96	4	1,382.95	84.94	1,467.79
100031 Edward Edward St. Marvers Lectureship in Retail Marke	32,346.62	32,741.38	36,341.26	34,922.82	4	1,674.68	1,147.12	2,821.80
100032 Ajay and Shreen Bhargava Lectureship in India Studies	30,136.87	31,405.03	38,499.15	33,347.02	4	1,600.62	626.89	2,127.61
100033 Philip J. Jones Lectureship in Business	38,861.78	35,751.82	37,749.95	37,454.62	4	1,686.45	7,764.45	9,449.90
100034 Clodus and Pauline Smith Lectureship	39,010.56	37,912.64	41,192.36	39,371.86	4	1,771.73	4,708.52	6,480.25
100035 Trent Patton Endowed Lectureship	33,551.16	32,706.14	33,228.45	33,161.92	4	1,492.29	3,107.63	4,599.91
100036 Richard T. Brunningham, M.D. Music Theatre Lectureship	30,682.43	29,514.99	32,143.11	30,780.18	4	1,386.11	75.44	1,461.55
100037 Bhargava Endowed Lectureship in International Studies	30,190.59	30,074.49	39,463.46	33,242.88	4	1,496.93	93.88	1,590.81
100038 Timmy and Vargis Chanton Endowed Lectureship in Physical Science	35,693.76	36,061.84	35,870.02	36,676.87	4	1,614.46	2,354.03	3,968.49
100039 BancFirst Lectureship in Finance	29,392.78	28,604.55	31,884.04	29,960.46	4	1,348.22	2,715.68	4,063.90
100040 BancFirst Lectureship in Investments	26,880.81	29,881.50	32,507.66	29,766.66	4	1,339.05	80.56	1,419.61
100041 Buck and Irene Clements Lectureship in Child Development	26,691.30	25,659.27	28,606.29	26,986.62	4	1,214.36	93.17	1,307.62
100042 Herb and Dorothy Pitman Carter Lectureship in Physical Science	33,059.47	31,793.81	34,708.21	33,187.16	4	1,493.42	88.44	1,581.86
100043 Marguerite Wete Wilkinson Lectureship in Music	52,212.52	49,414.11	52,334.25	61,320.25	4	2,309.41	2,312.08	4,621.49
100044 Mary Sue Silk Endowed Lectureship in Agricultural Science	28,595.44	26,307.06	26,167.13	27,023.21	4	1,216.04	3,530.04	4,746.08
100045 James Edkie Phillips Endowed Lectureship in Mathematical Science	31,207.38	28,709.97	30,049.28	29,268.68	4	1,349.60	2,531.25	3,880.76
100046 Gladys "Glad" Patton Endowed Lectureship in Health & Physical Ed	24,941.02	23,957.06	26,167.13	25,021.78	4	1,126.98	44.79	1,171.77
100047 Tina Solomon Endowed Lectureship	34,082.99	31,355.47	26,167.13	30,636.21	4	1,374.08	3,605.77	4,979.85
100048 Jeff and Kevin Graham Endowed Lectureship for Depression Awareness	25,095.37	24,007.06	26,167.13	26,089.86	4	1,129.04	195.54	1,324.68
100049 GEO Group Endowed Lectureship in Criminal Justice and Sociology	33,936.56	31,220.75	32,447.24	32,634.88	4	1,464.07	2,956.25	4,420.32
100050 Todd and Cindy Sanner Endowed Lectureship in Chemistry	43,148.32	40,891.29	41,867.40	41,969.00	4	1,888.61	3,130.06	5,018.67
100051 Doyce and Sammy Croy Endowed Lectureship in Criminal Justice & Soc.	24,995.37	24,007.06	26,167.13	25,066.62	4	1,127.54	95.54	1,223.08
100052 Flora Brewer Endowed Chair in Education	285,954.38	263,070.57	241,671.25	270,232.07	4	12,180.44	35,300.41	47,480.86
100053 B. H. Brewer Endowed Chair in Education	285,954.38	263,070.57	241,671.25	270,232.07	4	12,180.44	35,300.41	47,480.86
100054 Ted Owens Endowed Lectureship in Health & Physical Education	24,941.02	23,957.06	26,167.13	25,021.78	4	1,126.98	44.79	1,171.77
100055 John and JoAnn Sterling Endowed Lectureship in Accounting & Auditing	24,941.02	23,957.06	26,167.13	25,021.78	4	1,126.98	44.79	1,171.77
100056 Ajay and Shreen Bhargava Lectureship in Pre-Nursing	24,941.02	23,957.06	26,167.13	25,021.78	4	1,126.98	44.79	1,171.77
100057 Bill G. Taylor Endowed Lectureship in Mathematical Science	28,595.44	26,307.06	26,167.13	27,023.21	4	1,216.04	3,530.04	4,746.08
100058 Burgess Family Lectureship in Business	57,190.88	52,614.11	52,334.25	64,046.41	4	2,432.09	7,060.08	9,492.17
100059 Jane GoDove Endowed Lectureship	34,314.53	31,568.47	31,400.55	32,427.88	4	1,469.26	4,236.05	5,695.30
100060 Frances J. Richardson Endowed Lectureship in Chemistry	24,941.02	23,957.06	26,167.13	25,021.78	4	1,126.98	44.79	1,171.77
100061 JoAnne Hudson Lectureship in Health Education	24,999.75	25,207.06	26,167.13	25,467.98	4	1,146.61	13.54	1,160.15
100062 Dorothy S. Tobias Endowed Professorship in Chemistry	192,064.49	176,694.32	184,379.40	184,379.40	4	8,297.07	5,963.43	14,260.61
100063 Gerald Paul and Kay Anne Larsen Lectureship in Mathematical Science	27,437.78	25,242.05	26,389.91	26,389.91	4	1,186.30	851.92	2,037.22
100064 Charles and Edythe Holmes Endowed Lectureship in English	27,437.78	25,242.05	26,389.91	26,389.91	4	1,186.30	851.92	2,037.22
100065 The Bhattacharya Endowed Lectureship for Excellence in Research	27,437.78	25,242.05	26,389.91	26,389.91	4	1,186.30	851.92	2,037.22
100066 B.G. Charles E. Allen Endowed Lectureship in Military Science & Leadership	27,437.78	25,242.05	26,389.91	26,389.91	4	1,186.30	851.92	2,037.22
100067 Dr. William L. and Barbara Scarce Endowed Lectureship in Political Sci	27,437.78	25,242.05	26,389.91	26,389.91	4	1,186.30	851.92	2,037.22
TOTAL, Cameron:	6,829,617.30	6,534,601.62	6,493,476.64	6,726,221.16		3,026,679.96	976,072.91	3,726,752.87
Langston University								
420001 Endowment	38,636,824.44	34,728,233.65	32,928,882.39	36,397,980.15	4	1,692,909.11	8,862,500.50	10,465,409.61
420002 PSO Lectureship (Public)	86,083.29	78,274.40	77,858.05	80,406.28	4	3,618.24	38,296.72	41,914.96
420003 PSO Lectureship (Private)	84,779.96	77,996.34	77,580.47	80,118.65	4	3,606.34	42,491.20	46,096.64

OKLAHOMA STATE REGENTS' ENDOWMENT TRUST FUND--2014 DISTRIBUTION SCHEDULE

Account	Account Balance,		Account Balance,	Three-year Average	# Qrts	FY14 Available		FY13 Carryover	Total Available
	Account Balance, 6/30/14	6/30/13	6/30/12	Mrkt. Value		Distribution	Distribution		
420004 Southwestern Bell Endowed Lectureship	166,666.67	146,876.19	145,100.25	149,847.33	4	6,743.13	\$	64,327.94	71,071.07
420005 William Henri Hale Lectureship	83,360.32	76,680.12	76,272.24	78,707.66	4	3,644.64	\$	44,610.27	48,164.81
420006 J. C. Penney Professorship of Business	147,279.08	136,492.86	134,772.15	139,181.36	4	6,263.16	\$	63,305.72	69,668.88
420007 T. M. Crisp Professorship in Recreation & Good Sportsmanship	469,693.98	431,959.01	429,661.35	443,718.11	4	18,967.82	\$	204,766.17	224,733.48
420008 James A. Close Endowed Chair	461,543.08	415,407.81	413,198.18	426,716.34	4	18,202.24	\$	172,747.77	191,950.01
420009 Lillian Johnson Hemmitt Endowed Chair	1,143,817.53	1,052,282.29	1,046,685.02	1,080,928.28	4	48,641.77	\$	141,201.64	189,843.42
420010 Delta Sigma Theta Sorority Distinguished Professorship	219,502.27	201,936.36		210,719.32	4	9,482.87		6,815.35	16,297.72
TOTAL, Langston:	41,380,279.38	37,344,137.92	35,330,010.10	38,088,382.24		1,713,977.20		9,641,063.29	11,366,040.49

OKLAHOMA STATE REGENTS' ENDOWMENT TRUST FUND--2014 DISTRIBUTION SCHEDULE

Account	Account Balance, 6/30/14	Account Balance, 6/30/13	Account Balance, 6/30/12	Three-year Average Mkt. Value	# Qrts	FY14 Available Distribution	FY13 Carryover	Total Available Distribution
University of Science & Arts of Oklahoma								
150001 Mary Jo Hagan Professorship of Interdisciplinary Studies	569,660.66	524,256.95	321,468.33	536,538.65	4	24,235.79	\$ 336,236.96	360,472.77
150002 Budlow Grigsby Lectureship	304,663.00	280,272.81	278,781.99	287,920.60	4	12,966.62	\$ 173,432.85	186,388.46
150003 Jessie Dearing Kinley Chair in Interdisciplinary Studies	444,246.20	406,694.92	406,521.00	419,820.71	4	18,891.98	\$ 218,259.96	237,161.89
150004 Dorothy Gilkey Wilcox Professorship in Interdisc. Studies	276,060.45	263,048.44	251,702.43	269,927.11	4	11,697.17	\$ 130,762.25	142,469.42
150005 Dorothy Cusick Professorship in Interdisc. Studies	247,676.10	227,866.65	226,643.55	234,088.40	4	10,632.63	\$ 117,744.57	128,377.20
150006 Professorship in Entology	216,306.76	198,076.68	197,022.08	203,447.64	4	9,166.05	\$ 69,952.83	79,138.88
150007 Lectureship Program	153,003.83	140,759.53	140,010.81	144,651.39	4	6,506.61	\$ 43,773.03	50,279.64
150008 Bradford Abelson Chair in Religious Reconciliation	281,323.76	258,810.52	157,002.75	232,319.01	4	10,457.06	\$ 22,694.76	33,161.82
TOTAL, USAO:	2,491,129.77	2,291,174.40	2,179,152.95	2,320,656.71		104,436.86	1,112,889.23	1,217,320.09
Carl Albert State College								
108001 Charles L. Ward Endowed Teaching Lectureship	61,672.37	49,677.03	51,814.59	51,021.93	4	2,296.96	-	2,296.96
108002 George Bush Professorship for Teaching Excellence	37,219.87	35,322.00	37,394.67	36,322.18	4	1,667.00	-	1,667.00
108003 Hanford Farrell Senior Lectureship	37,202.96	36,836.71	37,377.69	36,826.45	4	1,666.26	-	1,666.26
108004 Jack Gedosh Endowed Lectureship	33,842.28	32,698.54	34,001.22	33,480.68	4	1,606.63	-	1,606.63
108005 E. L. Winters Endowed Lectureship	72,282.03	69,626.59	72,621.52	71,609.71	4	3,217.94	-	3,217.94
108006 Jodi Hoffman Lectureship in Business Technology	30,784.65	29,663.28	30,929.23	30,455.72	4	1,370.61	-	1,370.61
108007 F.L. Holton Endowed Lectureship in Business Technology	60,684.82	58,368.27	60,869.38	60,927.49	4	2,697.19	-	2,697.19
108008 Macy R. McFee Endowed Lectureship in Natural Sciences	27,897.74	25,872.47	28,028.76	27,659.66	4	1,241.98	-	1,241.98
108009 Julian J. Rothbaum Lectureship in History	26,220.46	25,266.83	26,343.60	26,940.30	4	1,167.81	-	1,167.81
108010 Walter White Endowed Lectureship in Early Childhood Education	36,261.67	34,919.38	36,421.93	36,844.38	4	1,613.89	-	1,613.89
108011 Walter White Endowed Lectureship in Excellence	36,449.79	36,110.22	36,620.99	36,060.38	4	1,622.71	-	1,622.71
108012 Gerald Ford Lectureship in Academic Excellence	30,694.67	29,666.61	30,838.83	30,366.70	4	1,366.60	-	1,366.60
108013 Dave and Beverly McMillen Endowed Lectureship	84,298.80	81,200.72	84,694.70	83,388.07	4	3,762.91	-	3,762.91
108014 Jimmy and Pearl Orr Endowed Lectureship	47,629.22	46,782.47	47,752.45	47,021.38	4	2,116.96	-	2,116.96
108015 Phillip and Wanda Freeman Endowed Lectureship	24,403.89	23,607.02	24,518.51	24,143.14	4	1,086.44	-	1,086.44
108016 Roy and Jeanne Reed Endowed Lectureship in Academic Leadership	61,954.92	60,046.63	62,198.94	61,339.80	4	2,312.99	-	2,312.99
108017 Victor L. Cary Endowed Lectureship in Arts and Sciences	26,296.68	25,330.16	26,420.09	26,016.61	4	1,170.70	-	1,170.70
108018 Osley Foundation Endowed Lectureship	27,676.99	26,668.87	27,805.98	27,380.28	4	1,232.11	-	1,232.11
108019 Dean Worley Endowed Lectureship	50,365.49	48,514.50	50,602.02	49,827.34	4	2,242.23	-	2,242.23
108020 Dick LaFavers Endowed Lectureship	27,871.59	26,847.27	28,002.48	27,673.78	4	1,240.82	-	1,240.82
108021 J.C. and Linda Holton Endowed Lectureship	26,551.90	25,242.05	26,896.97	26,896.97	4	1,166.96	-	1,166.96
TOTAL, CASC:	847,961.68	816,464.47	825,257.61	838,620.24		37,735.41	-	37,735.41
Eastern Oklahoma State College								
240001 Julian J. Rothbaum Lectureship	67,371.40	63,419.42	53,135.27	64,642.03	4	2,468.89	\$ 15,548.55	18,007.44
240002 Choctaw Nation Endowed Professorship in Nursing	143,233.68	131,771.25	131,070.33	136,368.42	4	6,091.13	\$ 24,611.36	30,702.49
TOTAL, EOSC:	200,605.08	195,190.67	184,205.61	190,010.45		8,560.02	40,159.91	48,709.93
Oklahoma City Community College								
633001 Lectureship	178,716.29	169,813.63	158,963.46	164,164.09	4	7,387.98	\$ 85,643.80	93,031.18
TOTAL, OCCC:	178,716.29	169,813.63	158,963.46	164,164.09		7,387.98	85,643.80	93,031.18
Rogers State University								
461001 Herrington Lectureship	81,608.64	78,214.39	87,745.16	82,489.96	4	3,712.02	\$ 11,739.47	16,461.49
461002 Maurice Meyer Lectureship in Liberal Arts	39,670.78	37,480.32	37,736.99	38,362.69	4	1,276.32	\$ 6,860.35	8,136.68
461003 John W. Norman Endowed Chair in Business Information Technol.	326,901.72	316,104.62	332,800.20	326,626.61	4	14,662.80	\$ 49.95	14,712.66
461004 Greg Knurr Endowed Chair in Communications	346,265.13	333,683.99	349,107.52	342,648.88	4	16,419.20	\$ 104,521.87	119,941.07
461005 Sakey's Endowed Chair	294,930.26	271,328.15	282,936.02	283,044.81	4	12,737.92	\$ 56,442.41	69,180.32
461006 Oliver Dewey Mayor Chair	240,021.99	235,947.35	234,692.31	236,887.22	4	10,669.92	\$ 5,517.76	16,177.68
461007 Board of Visitors Endowed Chair	285,954.38	263,070.57	261,671.25	270,222.07	4	12,160.44	\$ 35,300.41	47,460.86
461008 Grace and Franklin Bensen Foundation Endowed Professorship in Nursing	137,188.92	126,210.23	131,639.67	131,639.67	4	6,926.48	\$ 4,259.60	10,186.08
TOTAL, Rogers:	1,745,381.70	1,661,939.61	1,576,689.45	1,701,220.11		76,664.91	224,691.82	301,246.72
Tulsa Community College								
750001 Natalie O. Warren Chair of Nursing (Public)	413,795.10	380,690.70	397,069.10	397,161.63	4	17,873.17	\$ 17,882.78	36,766.96
750002 Natalie O. Warren Chair of Nursing (Private)	412,196.36	379,209.89	395,534.97	396,647.07	4	17,804.12	\$ 17,813.69	36,617.80
750003 John W. Sublett Professorship (Public)	186,990.61	171,106.42	178,472.59	178,623.17	4	8,033.64	\$ 8,037.86	16,071.40
750004 John W. Sublett Professorship (Private)	199,767.47	183,780.86	191,692.67	191,747.00	4	8,623.61	\$ 8,633.25	17,261.87
750005 T. Oscar Chappelle Lectureship (Public)	37,184.06	34,208.36	35,681.04	36,651.16	4	1,606.10	\$ 1,606.97	3,213.07
750006 T. Oscar Chappelle Lectureship (Private)	40,099.62	38,930.61	38,473.66	38,469.66	4	1,732.03	\$ 1,732.96	3,464.99
750007 Founders Incorporated (Private)	237,289.67	218,900.31	227,698.20	227,762.73	4	10,249.82	\$ 20,543.15	30,792.97
750008 Founders & Assoc. Chair in Allied Health	246,749.12	227,002.76	236,775.28	236,842.38	4	10,667.91	\$ 10,663.63	21,331.54
750009 Julian Rothbaum Distinguished Lectureship in Public Affairs (pri	26,369.96	24,250.48	25,294.47	26,361.64	4	1,138.67	\$ 1,139.19	2,277.76
750010 Julian Rothbaum Distinguished Lectureship in Public Affairs	26,199.11	23,182.63	24,180.54	24,187.39	4	1,088.43	\$ 1,089.02	2,177.46
750011 Vesta Van Trease Endowed Lectureship (Private)	24,676.20	22,866.46	23,870.69	23,877.46	4	1,074.49	\$ 1,075.06	2,149.65
750012 Vesta Van Trease Endowed Lectureship (Public)	25,164.69	23,150.86	24,147.51	24,164.36	4	1,086.95	\$ 1,087.53	2,174.48
750013 Unit Corporation Lectureship (Private)	24,614.84	22,645.01	23,619.89	23,626.66	4	1,085.20	\$ 1,083.77	2,169.00
750014 Unit Corporation Lectureship (Public)	25,040.12	23,036.25	24,027.96	24,034.78	4	1,081.67	\$ 1,082.71	2,164.38
750015 PSO Electronic Engineering Technology (Private)	24,614.84	22,645.01	23,619.89	23,626.66	4	1,085.20	\$ 1,083.77	2,169.00
750016 Grace and Franklin Bensen Lectureship in Entrepreneurial Leadership (Priv	24,614.84	22,645.01	23,619.89	23,626.66	4	1,085.20	\$ 1,083.77	2,169.00
750017 J.P. Morgan Chase Lectureship (Private)	25,002.59	23,001.73	23,991.96	23,998.76	4	1,079.94	\$ 1,080.52	2,160.47
750018 George Kaiser Family Foundation/TCC Infant (Private)	114,751.55	105,568.43	110,202.99	110,174.32	4	4,967.84	\$ 5,045.00	10,002.84

OKLAHOMA STATE REGENTS' ENDOWMENT TRUST FUND--2014 DISTRIBUTION SCHEDULE

Account	Account Balance, 6/30/14	Account Balance, 6/30/13	Account Balance, 6/30/12	Three-year Average Mrkt. Value	# Qrts	FY14 Available Distribution	FY13 Carryover	Total Available Distribution
750019 McFirst Bank Endowed Lectureship (Private)	22,998.73	21,158.23	22,069.10	22,077.36	4	993.39	993.92	1,987.32
750020 ONEOK Endowed Professorship (Private)	21,305.45	19,600.46	20,444.27	20,460.06	4	920.25	920.75	1,841.00
750021 Walton Family Foundation Lectureship (Private)	20,216.51	18,598.67	19,399.34	19,404.84	4	873.22	873.66	1,746.90
750022 Blue Cross and Blue Shield Lectureship (Private)	22,644.63	20,890.87	21,739.37	21,761.62	4	978.82	978.83	1,957.66
750023 PSO Electronic Engineering Technology (Public)	26,023.50	23,940.94	24,967.83	24,971.42	4	1,123.93	1,125.30	2,249.28
750024 Grace and Franklin Bensen Lectureship in Entrepreneurial Leadership (Public)	26,023.50	23,940.94	24,967.83	24,971.42	4	1,123.93	1,125.30	2,249.28
750025 JP Morgan Chase Lectureship (Public)	26,023.50	23,940.94	24,967.83	24,971.42	4	1,123.93	1,125.30	2,249.28
750026 George Kaiser Family Foundation/TCC Infant (Public)	130,117.50	119,704.70	124,839.13	124,887.11	4	6,619.92	5,626.49	11,246.41
750027 McFirst Bank Endowed Lectureship (Public)	26,023.50	23,940.94	24,967.83	24,971.42	4	1,123.93	1,125.30	2,249.28
750028 ONEOK Endowed Lectureship (Public)	26,023.50	23,940.94	24,967.83	24,971.42	4	1,123.93	1,125.30	2,249.28
750029 Walton Family Foundation Lectureship (Public)	26,023.50	23,940.94	24,967.83	24,971.42	4	1,123.93	1,125.30	2,249.28
750030 Blue Cross and Blue Shield Lectureship (Public)	26,023.50	23,940.94	24,967.83	24,971.42	4	1,123.93	1,125.30	2,249.28
750031 George Kaiser Family Foundation Chair #1	274,377.84	252,420.45	252,420.45	263,396.14	4	11,862.95	8,519.19	20,372.16
750032 George Kaiser Family Foundation Chair #2	274,377.84	252,420.45	252,420.45	263,396.14	4	11,862.95	8,519.19	20,372.16
750033 George Kaiser Family Foundation Chair #3	274,377.84	252,420.45	252,420.45	263,396.14	4	11,862.95	8,519.19	20,372.16
750034 George Kaiser Family Foundation Chair #4	274,377.84	252,420.45	252,420.45	263,396.14	4	11,862.95	8,519.19	20,372.16
750035 George Kaiser Family Foundation Chair #5	274,377.84	252,420.45	252,420.45	263,396.14	4	11,862.95	8,519.19	20,372.16
750036 George Kaiser Family Foundation Chair #6	274,377.84	252,420.45	252,420.45	263,396.14	4	11,862.95	8,519.19	20,372.16
750037 George Kaiser Family Foundation Chair #7	274,377.84	252,420.45	252,420.45	263,396.14	4	11,862.95	8,519.19	20,372.16
750038 George Kaiser Family Foundation Chair #8	274,377.84	252,420.45	252,420.45	263,396.14	4	11,862.95	8,519.19	20,372.16
750039 George Kaiser Family Foundation Chair #9 (partial)	105,163.00	96,747.22	100,965.11	100,965.11	4	4,642.98	3,265.22	7,908.20
750040 State Farm Lectureship	27,437.78	25,242.05	26,385.91	26,385.91	4	1,186.30	851.92	2,038.22
TOTAL, TCC:	4,841,401.30	4,468,192.98	4,411,244.30	4,646,392.24		209,087.65	180,957.16	390,044.82
Rose State College								
531001 Henry Croak Endowed Professorship (Public)	160,722.85	138,661.09	144,630.32	144,671.42	4	6,510.21	6,513.91	13,024.12
531002 Henry Croak Endowed Professorship (Private)	180,132.21	144,948.95	148,609.26	161,236.47	4	6,806.37	6,729.44	13,534.82
531003 Hudiburg Student Services Endowment (Public)	120,621.86	110,876.97	115,641.18	115,681.01	4	5,206.60	5,208.60	10,414.20
531004 Hudiburg Student Services Endowment (Private)	120,031.91	110,426.23	115,080.35	116,175.60	4	6,183.03	5,181.89	10,364.97
531005 Don S. Reynolds Lectureship (Private)	23,817.04	21,911.06	22,854.06	22,867.72	4	1,028.73	1,029.81	2,058.54
531006 Don S. Reynolds Lectureship (Public)	24,083.62	22,156.21	23,091.88	23,111.63	4	1,039.97	1,040.79	2,080.76
531007 James F. Howell "Country Lawyer" (Public)	26,398.77	24,296.18	25,331.04	25,336.67	4	1,140.24	1,141.58	2,281.82
531008 James F. Howell "Country Lawyer" (Private)	22,767.68	20,946.66	21,847.51	21,865.66	4	968.46	984.30	1,952.76
531009 Ray M. Hardin-Kelley & Kevin Miller Professorship in Small Busi	167,992.89	146,349.84	151,606.38	161,646.64	4	6,824.23	6,828.22	13,652.45
531010 Ray M. Hardin-Kelley & Kevin Miller Professorship in Small Busi	167,609.68	144,904.71	151,142.02	161,184.44	4	6,803.94	6,808.00	13,611.96
531011 Endowed Excellence in Teaching and Learning Professorship (pub	143,211.43	131,760.78	137,422.33	137,461.61	4	6,186.77	6,189.46	12,376.23
531012 Endowed Excellence in Teaching and Learning Professorship (priv	141,300.62	129,992.79	135,532.08	136,606.46	4	6,102.38	6,104.08	12,206.46
531013 W.P. "Bill" and Rubye Atkinson Endowed Chair (Private)	340,865.84	313,587.68	327,087.76	327,181.49	4	14,723.12	14,731.12	29,454.24
531014 W.P. "Bill" and Rubye Atkinson Endowed Chair (Public)	344,834.13	317,238.41	330,894.83	330,985.12	4	14,634.81	14,903.40	29,738.91
TOTAL, RSC:	1,984,190.19	1,711,686.96	1,850,711.00	1,863,994.96		83,429.91	83,394.60	166,824.51
NEO A&M College								
480001 Endowed Lectureship in Educational Excellence (Private)	74,130.65	68,196.17	67,835.42	70,064.71	4	3,162.46	20,144.12	23,296.69
480002 Endowed Lectureship in Educational Excellence (Public)	107,697.09	164,104.96	153,364.81	160,362.20	4	7,127.20	46,556.25	63,683.46
TOTAL, NEO A&M:	241,727.64	222,363.12	221,200.23	228,437.00		10,279.66	66,700.37	76,980.04
Northern Oklahoma College								
490001 Joe Lewis Lectureship in Social Science	24,271.28	23,378.99	24,384.23	24,011.60	4	1,080.62	0.00	1,080.62
490002 Sam Leonard Lectureship in Business Administration	30,206.96	29,096.44	30,347.48	29,685.63	4	1,344.73	\$0.00	1,344.77
490003 Dick Lambert Lectureship in Business	30,206.96	29,096.44	30,347.48	29,685.63	4	1,344.73	\$0.00	1,344.77
490004 Don Westall Lectureship in Social Sciences	30,206.96	29,096.44	30,347.48	29,685.63	4	1,344.73	\$0.00	1,344.77
490005 Carl and Carolyn Renfro Lectureship (Private)	88,067.03	84,829.34	88,476.71	87,124.37	4	3,920.60	\$0.00	3,920.60
490006 Carl and Carolyn Renfro Lectureship (Public)	88,067.01	84,829.34	88,476.69	87,124.36	4	3,920.60	\$0.00	3,920.60
490007 Ina Faythe Berglund Mathematics Chair	274,377.84	252,420.45	263,396.14	263,396.14	4	11,862.95	\$8,519.19	20,372.16
TOTAL, Northern:	666,404.09	632,747.47	641,077.90	661,311.24		24,808.95	8,519.19	33,328.16
Western Oklahoma State College								
041001 JCMH Health Care Corporation Professorship in Nursing	123,761.45	130,342.71	129,649.40	127,911.86	4	5,766.30	\$-	5,766.30
041002 JCMH Health Care Corporation Prof in Radiologic Technology	123,761.47	130,342.71	129,649.40	127,911.86	4	5,766.30	\$-	5,766.30
041003 JCMH Health Care Corporation Prof in Physical Therapy Assista	123,761.47	130,342.71	129,649.40	127,911.86	4	5,766.30	\$-	5,766.30
041004 Jeff and Kim Wilmes Lectureship	20,612.81	21,708.92	21,593.45	21,300.06	4	968.73	\$-	968.73
041005 Winston and Ethelda Higgs Lectureship in Business	22,448.39	23,640.01	23,514.27	23,200.22	4	1,044.01	\$-	1,044.01
041006 Jack and Jewell Walker Lectureship in Aviation	28,122.60	29,618.07	29,460.53	29,067.07	4	1,308.02	\$-	1,308.02
041007 Doughty Family Lectureship in Business	24,101.90	25,382.61	25,247.69	24,914.40	4	1,130.97	\$-	1,130.97
041008 Great Plains Medical Center Lectureship in Nursing	150,432.81	149,512.54	98,501.71	132,822.36	4	6,977.01	\$-	6,977.01
041009 Chesser Family Lectureship	26,389.57	27,792.88	27,645.04	27,274.63	4	1,227.44	\$-	1,227.44
041010 Russell Kirchoff Lectureship in Agriculture	24,924.66	26,307.06	26,167.13	26,796.61	4	1,180.98	\$-	1,180.98
TOTAL, WOSC:	668,334.22	694,990.23	641,077.90	668,134.12		30,066.04	-	30,066.04
Systemwide Totals	577,012,164.96	546,109,692.39	409,517,294.01	560,029,344.11		26,200,581.10	32,126,111.67	57,326,692.78

Meeting of the
OKLAHOMA STATE REGENTS FOR HIGHER EDUCATION
October 16, 2014

AGENDA ITEM #13:

Grant.

SUBJECT: Acceptance of the College Access Challenge Grant Program funds and approval of matching funds.

RECOMMENDATION:

It is recommended that the State Regents accept the second year of College Access Challenge Grant Program funds, a congressionally-authorized formula grant from the United States Department of Education, totaling \$1,421,322 and approve non-federal matching funds of \$710,661 for FY15.

BACKGROUND:

The College Access Challenge Grant Program (CACGP) is a formula grant program based on poverty levels (HR 2669 College Cost Reduction and Access Act of 2007 budget reconciliation) that is designed to foster partnerships among federal, state and local government entities and philanthropic organizations to significantly increase the number of underrepresented students who enter and remain in postsecondary education. CACGP provides grants to states to meet the needs of students and families from underrepresented populations. The grant requires a one-third match with non-federal funds and in-kind contributions.

Since 2007, the State Regents accepted the first-, second-, third-, fourth-, fifth-year and sixth-year CACGP funds of \$915,418, \$851,377, \$1,694,527, \$1,598,928, \$1,647,998 and \$1,443,609 respectively, and approved matching funds. The non-federal matching funds for the first two years were committed for services to maintain and upgrade the student portal, OKcollegestart.org. For the third through sixth years, matching funds came from the contract with ACT for services to support the Educational Planning and Assessment System (EPAS) and concurrent enrollment tuition waivers.

POLICY ISSUES:

The State Regents are authorized (70:3206) to “accept Federal grants and use the same in accordance with Federal requirements; and accept and disburse grants, gifts, devises, bequests and other monies and property from foundations, corporations and individuals. . .”

This action is consistent with State Regents’ leadership on federal initiatives. Further, it fulfils the State Regents’ role in coordinating federal, state, and local resources toward the goal of student success.

ANALYSIS:

The purpose of using the College Access Challenge Grant Program (CACGP) funds is to expand existing projects that will significantly increase the number of students from underrepresented groups who are enrolled, retained and complete degrees in higher education. This expansion will insure that students and

families living in poverty are reached and supported. Despite concerted efforts to generate more college graduates, some Oklahomans are still falling through the cracks, including first-generation college students; lower than average income; ethnic backgrounds of Hispanic, African American, and Native American; transfers among institutions; and working adults.

The activities funded in 2014-2015 will promote the following goals: (1) to increase the completion rates of students who have started and not completed a college degree; (2) to increase the college-going rate of high school students through use of a student information portal (OKcollegestart.org); (3) to improve the college preparation of students from underrepresented groups by providing counselor professional development and by providing information to students and parents regarding benefits and financing options; and (4) to improve success of students attending college.

The following is a description of the activities as reported in the application to the United States Department of Education, excluding indirect and administrative costs (\$95,376). The matching funds are \$600,000 of the State Regents contract with ACT and \$110,661 from tuition waivers for concurrently enrolled students.

- (1) Scholarships will be provided to Pell-eligible students as an incentive to complete their baccalaureate or associate degrees (\$535,000).
- (2) To improve the existing bachelor's degree completion program and develop an associate degree completion curriculum, professional development will be provided to college staff using consultants from CAEL, NCAT, and Online Quality (\$11,946).
- (3) A field-based Coordinator and Student Portal Program Planner will be hired to provide professional development for all middle school and high school counselors to use upgrades to the student information portal, Okcollegestart.org, especially targeting school districts in the 19 high poverty counties and 3 urban school districts identified in Oklahoma. They also will collect and provide counselor and student feedback to the vendor for new or improved student portal services. Working with the vendor, Xap, Inc., this professional development activity will focus on specific issues related to the use of OKcollegestart.org as it improves student to college planning and financial resources (\$194,000).
- (4) The maintenance contract with Xap, Inc., vendor of the student information portal (OKcollegestart.org), will be continued (\$400,000).
- (5) Based on the success of the previous two years, 7 retreats will be sponsored for inexperienced counselors across the state and experienced counselors from the 19 counties and 3 urban school districts with poverty rates of greater than 16%, the Oklahoma average. The same counselors will attend a summer institute including national consultants with expertise in issues related to working with students living below the poverty line. The counselor institute will focus on sharing ideas and building a network of support for counselors working in areas with high numbers of children in poverty. The Ruby Payne Group will provide expertise and materials. ACT staff will provide OK EPAS tools and ACT reports demonstrating how those data can be used to assist schools and individual students for test preparation and college readiness. There will be time dedicated to meeting and sharing with others, building the "Professional Learning Community" of counselors, working together to improve the quality of counseling programs across the state. Thirdly, counselors will be provided funding to attend the Regional ACT Symposium (\$60,000).
- (6) To support the marketing of OKPromise. (\$100,000)
- (7) To improve success of students attending college by using national consultants and piloting data-driven plans at urban community colleges to improve retention of students from underrepresented groups and to close the gap between their success in college and other groups. The planned retention activities address developmental education, first-year persistence and financial aid (\$25,000).

It is recommended that the State Regents accept the second year of CACGP funds from the United States Department of Education totaling \$1,421,322 and approve non-federal matching funds of \$710,661 for FY15.

Meeting of the
OKLAHOMA STATE REGENTS FOR HIGHER EDUCATION
October 16, 2014

AGENDA ITEM #14:

Contracts and Purchases.

SUBJECT: Approval of FY-2015 Purchases in excess of \$100,000.

RECOMMENDATION:

It is recommended that the State Regents approve FY-2015 purchases for amounts that are in excess of \$100,000.

BACKGROUND:

Agency purchases are presented for State Regents' action. They relate to previous board action and the approved agency budgets.

POLICY ISSUES:

The recommended action is consistent with the State Regents' purchasing policy which requires State Regents' approval of purchases in excess of \$100,000.

ANALYSIS:

The items below are in excess of \$100,000 and require State Regents' approval prior to issuing a purchase order.

Purchases Over \$100,000

Core

- 1) VI Marketing and Branding in the amount of \$115,000.00 for a statewide advertising campaign that will include a new creative package for Reach Higher. This advertising piece will run from November 2014 through May 2015 and will target adult students who lack the required hours to complete their college degree. Reach Higher is an important component of the Complete College America initiative. (Funded from 210-Core).

College Access

- 2) Staplegun Design in the amount of \$100,000.00 for Oklahoma's Promise media campaign. This campaign is aimed at creating an increased awareness of and an affinity for the Oklahoma Promise scholarship program. Staplegun Design will implement a media campaign that will run from April 2015 through June 2015 that is targeted at parents of children who qualify for the program. (Funded from 430-College Access).

OneNet

- 3) Dobson Technologies Transport and Telecom Solutions in the amount of \$150,000.00. For a lease of 4 strands of dark fiber to connect Choctaw Memorial Hospital in Hugo and Southeastern

Oklahoma State University in Idabel to the Oklahoma Community Anchor Network. This connection will also allow OneNet to upgrade services to customers in these communities. (Funded from 718-OneNet).

- 4) Expenditure request from OneNet to purchase 4 new service vehicles. Three service vehicles are 2015 Ford F250 extend cab, long bed trucks with CNG in the amount of \$34,583.00 each, and will be purchased from Bill Knight Ford. One vehicle is a 2015 Chevrolet Traverse in the amount of \$27,720.00, and will be purchased from Hudiburg Auto Group. The combined total for the four vehicles is \$131,469.00, and the vehicles will be used by new OneNet staff who are required to provide OneNet related services across the state. This will bring the total of OneNet vehicles to 15. These vehicles are an addition to the existing OneNet fleet and are not replacements for any current OneNet vehicles. (718-OneNet).

Meeting of the
OKLAHOMA STATE REGENTS FOR HIGHER EDUCATION
October 16, 2014

AGENDA ITEM #15:

Deleted Item.

Meeting of the
OKLAHOMA STATE REGENTS FOR HIGHER EDUCATION
October 16, 2014

AGENDA ITEM #16:

Investments.

SUBJECT: Approval of investment managers.

RECOMMENDATION:

It is recommended that the State Regents approve new investment managers and allocation of funds for the endowment trust fund.

BACKGROUND:

Mercer Hammond, investment consultants for the fund, has suggested two new manager recommendations for consideration. These managers will continue to diversify our fund portfolio and meet the objectives of realignment to the policy asset class targets.

POLICY ISSUES: This action is consistent with Regents' asset allocation policy.

ANALYSIS:

Mercer is recommending the following managers for the portfolio:

Merit Energy Partners - \$7 million. Merit Energy Company is seeking funding to invest in high quality, mature, producing, long-life onshore oil and gas properties in the United States. Merit's competitive advantages on deal sourcing are its in-house acquisitions teams, large field operating team and established market reputation as a reliable buyer. Merit's production-oriented strategy will be a stable complement to the investment portfolio. The investment will be funded from cash on hand.

H/2 Special Opportunities Fund - \$7 million. H/2 has built and maintains a differentiating in-house research database covering an extensive array of real estate credit transactions, loans, properties and borrowers. H/2 also maintains a far-reaching network of senior sourcing and underwriting relationships spanning private and public commercial real estate owners, tenants, banks and other real estate market participants the provide the firm with direct access to value-added credit investment opportunities. The firm has the ability to opportunistically source and invest in differentiated capital. The investment will be funded from cash on hand.

Meeting of the
OKLAHOMA STATE REGENTS FOR HIGHER EDUCATION
October 16, 2014

AGENDA ITEM #17:

Commendations.

RECOMMENDATION:

It is recommended that the State Regents accept this report and commend staff for state and national recognitions.

RECOGNITIONS:

State Regents' staff received the following state and national recognitions:

- **James Deaton**, chief technology officer, represented OneNet and the State of Oklahoma at The Quilt Fall Member Meeting in Madison, Wisconsin where he served as a panelist in a discussion on "Regional Networks and Grant Opportunities.
- **Penny Gandy**, outreach services manager at the Oklahoma College Assistance Program, has been named co-chair for the nationwide College Access Initiative workgroup of the National Council on Higher Education Resources (NCHER). This group reviews and develops "best practice" resources and programs to help agencies expand the reach and scope of outreach activities for students and families, and works collaboratively with college access partners including the National College Access Network, Pathways to College Network and Council for Opportunity in Education.
- **Chancellor Glen D. Johnson** participated in conference call with Southern Regional Education Board (SREB) President Dave Spence and Dr. Sheila Byrd Carmichael to discuss higher education issues; participated in conference call with Tulsa Regional STEM Alliance Coordinator Xan Black to discuss higher education issues; met with Attorney General Scott Pruitt, Regent Jimmy Harrel, and Regent Mike Turpen in Oklahoma City to discuss higher education issues; met with Oklahoma Academy Salute in Tulsa; met with Tulsa Community College (TCC) President Leigh Goodson in Oklahoma City to discuss higher education issues; participated in conference call with Quartz Mountain Executive Director Terry Mosley to discuss higher education issues; met with Cameron University (CU) President John McArthur and Regent Mike Turpen in Lawton to discuss higher education issues; participated in conference call with Southern Regional Education Board (SREB) President Dave Spence to discuss higher education issues; participated in conference call with University of Central Oklahoma (UCO) President Don Betz to discuss higher education issues; participated in conference call with Secretary of Commerce Larry Parman to discuss higher education issues; hosted New Presidents Orientation for Redlands Community College (RCC) President Jack Bryant, Southeastern Oklahoma State University (SEOSU) President Sean Burrage, and Tulsa Community College (TCC) President Leigh Goodson in Oklahoma City; participated in conference call with Oklahoma City Community College (OCCC) President Paul Sechrist to discuss higher education issues; participated in conference call with Governor Fallin's Policy Director Katie Altshuler to discuss higher education issues; attended screening of Oklahoma! at Oklahoma City Community College

(OCCC); participated in conference call with Southern Regional Education Board (SREB) President Dave Spence to discuss higher education issues; attended Oklahoma State University's (OSU) Business Building Groundbreaking luncheon in Stillwater; met with Oklahoma City Public Schools Superintendent Rob Neu in Oklahoma City to discuss higher education issues; attended and provided remarks at Council of Presidents Retreat in Oklahoma City; met with Colorado State University (CSU) Dean of Business Ajay Menon in Oklahoma City as part of the American Association of State Colleges and Universities (AASCU) Millennium Leadership Initiative; attended America Works planning session at the State Capitol in Oklahoma City; met with former Cameron University (CU) President Cindy Ross in Oklahoma City to discuss higher education issues; attended Oklahoma Education Television Authority (OETA) strategic planning meeting in Oklahoma City; attended STEM Summit Planning Committee meeting in Oklahoma City; met with former Secretary of State Glenn Coffee in Oklahoma City to discuss higher education issues; participated in conference call with Southeastern Oklahoma State University (SEOSU) President Sean Burrage and Southwestern Oklahoma State University (SWOSU) President Randy Beutler to discuss higher education issues; met with Oklahoma Business and Education Coalition Executive Director Phyllis Hudecki in Oklahoma City to discuss higher education issues; met with former State Regent Carl Renfro in Oklahoma City to discuss higher education issues; attended Math PASS Standards Review Meeting in Oklahoma City facilitated by Dr. Jane Schielack, Associate Dean for Assessment and Pre-K -12 Education College of Science at Texas A&M University; participated in conference call with former State Regent Joe Cappy to discuss higher education issues; provided welcoming remarks at the Reach Higher Fall Conference held at the University of Central Oklahoma (UCO) in Edmond; provided remarks at Campus Housing Groundbreaking Ceremony at Rose State College (RSC) in Midwest City; attended English and Language Arts PASS Standards Review Meeting in Oklahoma City facilitated by Dr. Sheila Byrd Carmichael, education consultant and founding director of the American Diploma Project; met with Regent Mike Turpen and Oklahoma Supreme Court Chief Justice Tom Colbert in Oklahoma City to discuss higher education issues; attended East Central University (ECU) Alumni Area Event at Vast in Oklahoma City; participated in conference call with Senator Ron Sharp to discuss higher education issues; met with Oklahoma Baptist University (OBU) President David Whitlock in Oklahoma City to discuss higher education issues; videotaped remarks for University of Central Oklahoma's (UCO) application to host the National Conference on Undergraduate Research; participated in conference call with former State Regent Joe Cappy to discuss higher education issues; attended Oklahoma Independent Colleges and Universities (OICU) Board of Directors meeting at Southern Nazarene University in Bethany to discuss higher education issues; participated in conference call with Southern Regional Education Board (SREB) President Dave Spence to discuss higher education issues; participated in conference call with Jim Walker, Oklahoma Cable and Telecommunications Association Executive Director, to discuss higher education issues; attended Southeastern Oklahoma State University (SEOSU) Alumni Area Event in Oklahoma City; met with Senator John Ford in Oklahoma City to discuss higher education issues; met with Secretary of Finance, Administration and Information Technology Preston Doerflinger in Oklahoma City to discuss higher education issues; met with Regent Glass and University Center at Ponca City Executive Director Adam Leaming in Oklahoma City to discuss higher education issues; met with Association of Governing Boards of Colleges and Universities (AGB) President Rick Legon and Dr. Tom Meredith, former Mississippi Commissioner of Higher Education, Chancellor of the University System of Georgia, and Chancellor of the University of Alabama System, in Oklahoma City to discuss higher education issues; served as emcee and presented at annual Regents Education Program in Oklahoma City; participated in conference call with Southern Regional Education Board (SREB) President Dave Spence and Dr. Sheila Byrd Carmichael to discuss higher education issues; met with Pioneer Telephones Board of Trustees member Loyd Benson and Oklahoma Cable and Telecommunications Association Executive Director Jim

Walker in Oklahoma City to discuss higher education issues; provided remarks and presented Spotlight Award at the annual Promoting Undergraduate Research Conference in Oklahoma City; presented at the Student Advisory Board meeting in Oklahoma City; met with Senator Ron Sharp and Representative Justin Wood in Oklahoma City to discuss higher education issues; met with Regent Mike Turpen and i2E Executive Director Scott Meacham in Oklahoma City to discuss higher education issues; participated in conference call with Representative Ann Coody to discuss higher education issues; provided welcoming remarks and introduced Attorney General Scott Pruitt as the luncheon keynote speaker at the Legal Issues in Higher Education conference at the University of Oklahoma in Norman; provided remarks at Shattuck Public Schools gymnasium dedication ceremony in Shattuck, Oklahoma; met with University of Central Oklahoma (UCO) President Don Betz in Oklahoma City to discuss higher education issues; participated in conference call with Southern Regional Education Board (SREB) President Dave Spence to discuss higher education issues; attended Standards Setting Steering Committee at State Capitol in Oklahoma City; met with Oklahoma Supreme Court Justice Steven Taylor in Oklahoma City to discuss higher education issues; provided keynote address at Student Leadership Retreat at the National Center for Employee Development in Norman.

- **Ami Layman**, assistant director of administration, and **April Goode**, outreach coordinator, represented OneNet and the State of Oklahoma at The Quilt Fall Member Meeting in Madison, Wisconsin and participated in the Academy Leadership Workshop.
- **Dr. Kermit R. McMurry**, vice chancellor for Student Services, was selected by the US Department of Education, Office of Postsecondary Education, to serve as a peer reviewer for the evaluation of competitive applications for the 2014 Gaining Early Awareness and Readiness for Undergraduate Programs (GEAR-UP) discretionary grant competition.
- **Ricky Steele**, executive director of Research and Information Systems and **Erik Welch**, web systems manager, represented the Oklahoma State Regents at the Electronic and Information Technology Accessibility Advisory Council in Oklahoma City.
- **Vonley Royal**, executive director for OneNet, represented OneNet and the State of Oklahoma at The Quilt Fall Member Meeting in Madison, Wisconsin and participated in the Academy Leadership Workshop; participated in the Oklahoma Cable and Telephone Association Board meeting in Oklahoma City, and presented an update on OneNet and the Oklahoma Community Anchor Network.
- **Sonja Wall**, director of OCAN and OneNet services, participated in the Oklahoma Cable and Telephone Association board meeting in Oklahoma City, and presented an update on OneNet and the Oklahoma Community Anchor Network.

Meeting of the
OKLAHOMA STATE REGENTS FOR HIGHER EDUCATION
October 16, 2014

AGENDA ITEM #18:

Executive Session.

SUBJECT: Possible discussion and vote to enter into executive session pursuant to Title 25, Oklahoma Statutes, Section 307(B)(4) for confidential communications between the board and its attorneys concerning a pending investigation, claim, or action if the board's attorney determines that disclosure will seriously impair the ability of the board to process the claim or conduct a pending investigation, litigation, or proceeding in the public interest.

Meeting of the
OKLAHOMA STATE REGENTS FOR HIGHER EDUCATION
October 16, 2014

AGENDA ITEM #19:

Personnel.

SUBJECT: Personnel Changes.

RECOMMENDATION:

It is recommended that the State Regents ratify the personnel changes as noted below.

BACKGROUND/POLICY ISSUES:

State Regents' policy requires Regents' ratification of decisions relating to director level and above personnel.

ANALYSIS OF DIRECTOR-AND-ABOVE ACTIONS.

It is recommended that the State Regents' ratify the following personnel actions regarding OneNet and OCAP Staff:

Executive Director of the Oklahoma College Assistance Program. It is recommended that the Oklahoma State Regents ratify Ms. Mary Heid as the Executive Director of the Oklahoma College Assistance Program (OCAP). Ms. Heid is currently the Director for Default Prevention and Compliance Services at OCAP and will continue her duties associated with her current role in her new role. Ms. Heid has been with the State Regents since October 1989. The salary recommendation is \$113,000. This position will report directly to the Vice Chancellor for Budget and Finance, Information Technology, Telecommunications and OneNet. Ms. Heid will assume her duties on November 1, 2014. A copy of her job description and resume are attached

Director of OneNet Strategic Planning and Communications. It is recommended that the Oklahoma State Regents ratify the appointment of Ms. April Goode as Director of OneNet Strategic Planning and Communications for OneNet. Ms. Goode is currently OneNet Outreach Coordinator. Ms. Goode has been with OneNet since 2012. The salary recommendation is \$85,000. This position has been re-provisioned from the Oklahoma College Assistance Program and will report directly to the Executive Director of OneNet and was submitted for Regents approval at the September State Regents Meeting. Ms. Goode will assume her duties on October 16, 2014. A copy of her resume is attached.



**THE OKLAHOMA STATE REGENTS FOR
HIGHER EDUCATION**
Oklahoma College Assistance Program
JOB DESCRIPTION
Executive Director

Exempt
Position #100116
Grade 14

ESSENTIAL FUNCTION

Responsible for overall direction and administration of the Oklahoma College Assistance Program. Provides leadership for the establishment of policies within which all other activities are carried out, for the development of strategies designed to promote long term growth and vitality of the division, and for maintaining and enhancing integration of the division with all of OSRHE. Establishes overall organizational, managerial and accountability structures.

RESPONSIBILITIES AND DUTIES

- Manages and directs the day-to-day operations of the Oklahoma College Assistance Program.
- Directs OCAP Policy, Compliance and Training departments.
- Represents the division at national, regional and state conferences and in professional organizations; hearings before the Oklahoma State Legislature and presentations to institutions of higher education throughout the State system.
- Serves as a member of the Chancellor for Higher Education's Executive Staff and as a member of Chancellor's Council.
- Advises the Chancellor of industry, policy and procedures changes and assures that Federal, State and agency procedures, rules, regulations and statutes are adhered to on an on-going basis.
- Participates in student advocacy programs throughout the State to assure Oklahoma students, parents, counselors and financial aid personnel are aware of program opportunities and academic and financial requirements for successfully obtaining a higher education in Oklahoma and/or throughout the world.
- Participates on ad hoc committees and task forces as required, to assure appropriate representation from the Oklahoma student loan industry.
- Responsible for recommending hiring, firing, advancement, promotion or other changes in assigned employee status.
- Performs other related duties as assigned.

POSITION QUALIFICATIONS

Bachelor's degree required, Master's desired. Ten (10) or more years of managerial experience. Working knowledge of the student financial aid industry and its administrative regulations, policies and procedures. Good analytical and decision making skills. Excellent communication and organizational skills. Some travel required.

SUPERVISION

The employee performs work under the supervision of the Vice Chancellor for Budget and Finance, Information Technology, Telecommunications and OneNet.

Mary Heid

Experience

1989–Present Oklahoma State Regents for Higher Education (OSRHE)
Current Position – Director for Default Prevention, Compliance, and Training Services, Oklahoma College Assistance Program (OCAP)

Prior positions 1989 – 2012

- Director for Policy, Compliance, and Training
- Assistant Director for Policy, Compliance, and Training
- Legal Policy Analyst and NSLDS Supervisor (coordinated the OSRHE administrative rule process)
- Regulatory Analyst
- Quality Control Specialist
- Compliance Specialist
- Program Review Specialist

1982–1989 Stillwater Savings & Loan Association Stillwater, OK

Last Position Held – Assistant Vice President

- Responsible for all consumer and commercial loan activity, including student loans.
- Managed consumer loan staff, including home office and 4 branches.
- Responsible for all consumer and commercial loan policy decisions for the Association.
- Responsible for all consumer and commercial loan marketing activities for the Association.

Education

2009 - University of Oklahoma
○ Master of Arts in Administrative Leadership, GPA 4.00

2005 - Colorado State University
○ Paralegal Certificate

1993 - Oklahoma City University
○ Bachelor of Science in Business Administration, GPA 3.93

Industry Participation

2010 – Present – Member, [Mapping Your Future](#) Steering Committee

2011 – Present – Chair, [Mapping Your Future](#) Products and Services Team

2009 - 2010 – Chair, [Common Manual](#) Governing Board

2008 – Chair Elect, [Common Manual](#) Governing Board

Past member of [NCHELP](#) NSLDS Sub-committee (met with officials from the U.S. Department of Education quarterly)

SKILLS

- Twenty-five plus experience in higher education and student financial aid
- Administrative Leadership
- Project Management
- Good working knowledge of OSRHE policies and administrative rules
- Skilled Researcher including statutes and regulations
- Skilled Communicator (oral and written)
 - Experience in development and presentation of staff and client training
 - Experience in writing and editing reports, proposals, procedures, policies, and administrative rules
- Excellent computer skills including Microsoft Office Suite
- Works well in a team environment



Strategic Planning Associate

Association for Strategic Planning

Qualifications

Strategy Development
Facilitation
Visioning
Mission Champion
Executive Presence
Analytical Thinking
Business Judgment
Leadership Ability
Communications & Advocacy
Marketing & Branding

Education

Master of Business Administration with Honors
December 2012
University of Central Oklahoma
Edmond, OK

Bachelor of Science Business Administration

Major in Marketing
Summa Cum Laude
May 1995
Oklahoma City University
Oklahoma City, OK

April Goode

MBA • SPA



Professional Profile

Experienced business professional with background in strategic planning, communications, marketing and the ability to lead and motivate a team

Professional Experience

OneNet Outreach Coordinator

Oklahoma State Regents for Higher Education, Oklahoma City, OK
August 2012 – Current

- Lead strategic planning team in developing annual strategic plan
- Facilitate change management to align organization with strategic initiatives
- Ensure implementation and success of strategic action plans across organization
- Partner with leadership to develop strategic communication messages
- Benchmark industry best practices and foster adoption of best practices throughout organization
- Develop communication strategies for customer outreach
- Create marketing materials for various outreach programs
- Redevelop OneNet website and serve as lead content provider
- Write news releases, case studies, fact sheets, and talking points for advocacy efforts
- Coordinate third-party contractors for production of materials
- Represent OneNet at trade shows and professional conferences
- Coordinate efforts in seeking grant funding for special initiatives
- Provide management and leadership for outreach intern

Director of Public Relations

AutumnBridge Hospice, Oklahoma City, OK
June 2004 – August 2012

- Lead marketing team in establishing referral sources and building patient census
- Developed marketing strategies to build new referral sources
- Initiated community outreach program to build name recognition
- Managed corporate image and branding strategy
- Wrote and published newsletters for various constituent groups
- Developed and produced marketing materials and managed website
- Interviewed, selected, trained and managed staff
- Participated in quality assurance program to ensure client satisfaction with patient care services



April Goode

~~XXXXXXXXXX~~

Professional Experience

Director of Public Relations

Heartland Care Hospice, Oklahoma City, OK
September 2001 to March 2004

- Lead marketing team in building patient census for hospices in Oklahoma City and Duncan
- Developed marketing strategies targeting physicians, hospitals and long-term care facilities
- Identified opportunities for educating Oklahomans on hospice care
- Developed and implemented corporate branding strategy
- Wrote and designed newsletters and promotional materials

Publications and Promotions Manager

American Cancer Society, Oklahoma City, OK
January 2001 to August 2001

- Directed corporate publications production for four-state area
- Developed strategy for implementing new branding initiative across the division
- Served as editor of quarterly tabloid-style newsletter distributed to more than 20,000 volunteers
- Developed new tools for communicating organization's mission to volunteers and the public
- Provided training and guidance on branding, materials production and software use for staff

Media Relations and Promotions Manager

American Cancer Society, Oklahoma City, OK
May 1999 to January 2001

- Developed media materials and coordinated media campaigns for four-state area
- Built image and ensured consistency of messages across the division
- Edited quarterly newsletter and division website
- Managed production of yearly volunteer recognition video
- Served as media contact and as media consultant for staff and volunteers
- Trained staff to effectively communicate the organization's mission to the media and the public
- Produced variety of promotional materials

Public Relations Specialist

American Cancer Society, Oklahoma City, OK
January 1997 to May 1999

- Secured media coverage for local events and programs
- Provided public relations guidance to staff and volunteer committees
- Produced media materials and wrote quarterly newsletter
- Served as local liaison for research grantees
- Coordinated efforts of volunteer public relations committee

Technical Skills

Adobe InDesign
Microsoft Office
WordPress
Constant Contact
Social Media

Volunteer Work

Oklahoma City Civic Center
STARS Volunteer
100+ Hours

References

Available upon request

Meeting of the
OKLAHOMA STATE REGENTS FOR HIGHER EDUCATION
October 16, 2014

AGENDA ITEM #20:

Supplemental Post Employment Insurance.

SUBJECT: Approval of the Retired Employees' Health/Dental/Vision Insurance.

RECOMMENDATION:

It is recommended that the State Regents approve and adopt a formal plan document that mirrors existing State Regents policy and agency practice regarding retired employees' health/dental/vision insurance benefits.

BACKGROUND:

In 1999, the State Regents adopted a policy which is included in the State Regents Personnel Policies and Procedures Manual. That policy, which provides for payment by the State Regents for the health/dental/vision insurance premiums for retired State Regents' employees under certain circumstances, is attached as Exhibit A. The State Regents' private outside legal counsel for tax and employee benefit matters has advised the State Regents staff that it would be prudent to memorialize the existing State Regents policy and agency practice in a formal plan document.

POLICY ISSUES:

The formal plan document mirrors the existing State Regents policy and agency practice, so approval and adoption of that document would have no effect on the eligibility of State Regents' employees, the amount of benefit to a retired employee, the total cost of the policy or any other aspect of the State Regents existing policy or agency practice.

ANALYSIS:

Based on the advice of the State Regents' private outside counsel for tax and employee benefits matters, it is recommended that the formal plan document, which is attached as Exhibit B, be approved and adopted.

EXHIBIT A

5-7-5. Health and Dental Insurance Program

For an employee retiring after March 12, 1999, who has: (1) been a full-time Agency employee for not less than ten (10) years immediately preceding the date of retirement from the Oklahoma State Regents for Higher Education organization, and (2) has been a member of the Oklahoma Teachers' Retirement System (OTRS) during that time and has elected to receive a monthly life annuity under the provisions of the OTRS regulations immediately upon retirement, the Agency will pay on behalf of the retiree, the group health insurance benefit cost, including dental and vision, less any amount paid by OTRS for that purpose, through the month in which the retiree attains age 65 and becomes eligible for Medicare. If the retiree receives Medicare benefits, the Agency will continue to pay on behalf of the retiree the Medicare supplemental insurance cost, less any amount paid by OTRS for that purpose, for the remaining life of the retiree. The retiree has an option to purchase spouse/dependent coverage at his/her own expense.

For employees retiring or becoming eligible to retire after September 13, 2002, the benefit under this section for group health insurance will not exceed the then current rate for Health Choice High Option.

EXHIBIT B

**OKLAHOMA STATE REGENTS FOR HIGHER EDUCATION
RETIREE MEDICAL PLAN**

(Effective October 1, 2014)

INDEX

OKLAHOMA STATE REGENTS FOR HIGHER EDUCATION
RETIREE MEDICAL PLAN

	<u>Page</u>
ARTICLE I. Purpose of Plan	119
ARTICLE II. Definitions and Construction	119
ARTICLE III. Eligibility	120
ARTICLE IV. Benefits	120
ARTICLE V. Funding	121
ARTICLE VI. Administration	121
ARTICLE VII. Claims Procedure.....	122
ARTICLE VIII. Miscellaneous.....	123

**OKLAHOMA STATE REGENTS FOR HIGHER EDUCATION
RETIREE MEDICAL PLAN**

Oklahoma State Board of Regents for Higher Education does hereby adopt the following medical plan known as the Oklahoma State Regents for Higher Education Retiree Medical Plan (the “Plan”). The effective date of this Plan is October 1, 2014.

**ARTICLE I.
Purpose of Plan**

The purpose of the Plan is to attract, reward and retain competent Employees by providing them with retiree medical benefits under this Plan for Covered Charges incurred by a Participant. The Employer intends that the Plan and the benefits payable hereunder shall qualify for the exclusion from gross income of the Participants, as provided under Sections 105 and 106 of the Code. The Plan is intended to be an amendment and restatement of the retiree medical policy that was set forth in Section 5-7-5 of the Oklahoma State Regents for Higher Education Policies and Procedures (“Policy”) and this amendment and restatement is not intended to reduce or expand the eligibility or benefits that were previously provided in Section 5-7-5 of the Policy.

**ARTICLE II.
Definitions and Construction**

2.01 Where the following words and phrases appear in this Plan they shall have the meaning set forth below, unless a different meaning is clearly required by the context.

- (a) “Code” means the Internal Revenue Code of 1986, as amended.
- (b) “Committee” shall mean the Benefits Committee, consisting of the Vice Chancellor for Administration, the Vice Chancellor for Budget and Fiscal Affairs, and the Payroll Benefits Manager, which will administer and decide initial benefit determinations as provided in Section 7.02(b) herein.
- (c) “Covered Charges” means the premiums incurred by the Participant for medical insurance as described in Section 4.02 hereof. Covered Charges will not include premiums incurred by the Participant under another employer’s group medical plan.
- (d) “EGID” means the Employees Group Insurance Division of the Oklahoma Office of Management and Enterprises Services.
- (e) “Employee” means any person employed by the Employer on the basis of an employer-employee relationship who receives remuneration for personal services rendered to the Employer.
- (f) “Employer” means the Oklahoma State Regents for Higher Education, a governmental entity.
- (g) “Medicare” means the programs established by Title I of Public Law 89-98, as amended, entitled “Health Insurance for the Aged Act,” and which includes Parts A and B and Title XVIII of the Social Security Act, as amended from time to time.
- (h) “OTRS” means the Oklahoma Teachers’ Retirement System.

(i) "Participant" means any Employee who has satisfied the eligibility requirements of Section 3.01 hereof and has not, for any reason, become ineligible to participate in the Plan.

(j) "Plan" means the Oklahoma State Regents for Higher Education Retiree Medical Plan.

(k) "Plan Year" means the twelve (12) month period commencing on January 1 and ending on December 31.

2.02 As used in this Plan, the masculine gender includes the feminine, and the singular includes the plural, unless the context clearly indicates to the contrary.

ARTICLE III. Eligibility

3.01 A full-time regular Employee working at least forty (40) hours per week is eligible to participate in the Plan as a retiree of the Employer if he or she meets all of the following requirements:

- (i) The Employee has completed at least ten (10) years of service as a full-time regular Employee of the Employer working at least forty (40) hours per week, with such service being continuous and completed immediately prior to the date of the Employee's retirement with the Employer.
- (ii) The Employee retired from the Employer after March 12, 1999.
- (iii) The Employee has been a member of OTRS during the period described in (i) above and has elected to receive a monthly life annuity under the provisions of the OTRS regulations immediately upon retirement.

For purposes of determining eligibility under the Plan, an Employee will receive credit for service commencing with the day the Employee first performs an hour of service upon employment and ends when the Employee terminates employment for any reason. If the Employee becomes reemployed after the termination, the Employee's previous service will not count for purposes of the eligibility requirements hereof.

ARTICLE IV. Benefits

4.01 A Participant shall be entitled to benefits under the Plan only for Covered Charges incurred after becoming a Participant in the Plan and during the applicable Plan Year.

4.02 Covered Charges for any Participant shall be as follows:

- (i) The Employer will pay on behalf of the Participant the group health insurance benefit cost for employee-only coverage under the EGID, including dental and vision, less any amount paid by OTRS for that purpose, through the month in which the Participant attains age 65 and becomes eligible for Medicare.
- (ii) With respect to a Participant who is receiving Medicare benefits, the Employer will pay on behalf of the Participant the cost of his or her Medicare supplemental insurance cost, less any amount paid by OTRS for that purpose, for the remaining life of the Participant.

4.03 Notwithstanding the foregoing Section 4.02, the Employer will not pay the cost for coverage of spouse/dependent coverage, and the Participant has the option to purchase spouse/dependent

coverage at his/her own expense. Further, with respect to Participants retiring or becoming eligible to retire after September 13, 2002, the benefit under Section 4.02 will in no event exceed the then current rate for Health Choice High Option under the EGID.

4.04 The Employer will make premium payments to OTRS, and OTRS will pay such premiums to EGID.

ARTICLE V. Funding

5.01 Benefits under this Plan are paid from the assets of the Employer.

ARTICLE VI. Administration

6.01 The Plan shall be administered by the Committee as the Plan Administrator (the "Plan Administrator"). All usual and reasonable expenses of the administration of the Plan shall be paid by the Employer.

6.02 The Plan Administrator shall have such duties and powers as may be necessary to discharge his duties hereunder, including, but not by way of limitation, the following:

- (a) full discretion to construe and interpret the Plan and resolve any ambiguities with respect to any of the terms and provisions thereof as written and as applied to the operation of the Plan;
- (b) to prescribe procedures to be followed by Participants filing enrollment forms;
- (c) to prepare and distribute information explaining the Plan;
- (d) to receive from the Employer and from the Participants such information as shall be necessary for the proper administration of the Plan;
- (e) to furnish the Employer, upon request, such annual reports with respect to the administration of the Plan as are reasonable and appropriate;
- (f) to appoint or employ individuals and any other agents he deems advisable, including legal counsel, to assist in the administration of the Plan and to render advice with respect to any fiduciary responsibility of the Committee, or any of its individual members, under the Plan;
- (g) if applicable, to designate fiduciaries to carry out fiduciary responsibilities under the Plan; provided, that any such allocations shall be reduced to writing, signed by the Plan Administrator; and
- (h) to maintain a continuing review of applicable law, implementing regulations thereto and suggest changes and modifications to the Employer in connection with amendments to the Plan.

The Plan Administrator shall have no power to add to, subtract from or modify any of the terms of the Plan, or to change or add to any benefits provided under the Plan.

6.03 The Plan Administrator may adopt such procedures as it deems necessary, desirable, or appropriate for the administration of the Plan. All procedures and decisions of the Plan Administrator shall be uniformly and consistently applied to all Employees in similar circumstances. When making a

determination or calculation, the Plan Administrator shall be entitled to rely upon information furnished by a Participant, an eligible dependent or the legal counsel for the Plan Administrator.

6.04 The Plan Administrator may require a Participant to complete and file such forms as are provided for herein and all other forms prescribed by the Plan Administrator, and to furnish all pertinent information requested by the Committee. The Plan Administrator shall be entitled to rely upon all such information, including the Participant's current mailing address.

6.05 The Plan Administrator shall keep all necessary records. The Plan Administrator shall make available to each Participant such of his records under the Plan as pertain to him, for examination at reasonable times during normal business hours.

ARTICLE VII. Claims Procedure

7.01 Any claims for benefits under EGID will be subject to the claims procedures of EGID.

7.02 A Participant shall make a claim for premium payment benefits under this Plan by submitting a claim to the Plan Administrator.

(a) Benefit Denials: The Plan Administrator is responsible for evaluating all claims for benefits under the Plan.

The Plan Administrator will decide a Participant's claim within a reasonable time not longer than 30 calendar days after it is received. This time period may be extended for an additional 15 calendar days for matters beyond the control of the Plan Administrator, including in cases where a claim is incomplete. The Participant will receive written notice of any extension, including the reasons for the extension and information on the date by which a decision by the Plan Administrator is expected to be made. The Participant will be given 30 calendar days in which to complete an incomplete claim. The Plan Administrator may secure independent advice and require such other evidence as it deems necessary to decide the claim.

If the Plan Administrator denies the claim, in whole or in part, the Participant will be furnished with a written notice of adverse benefit determination setting forth:

1. the specific reason or reasons for the denial;
2. reference to the specific Plan provision on which the denial is issued;
3. a description of any additional material or information necessary for the Participant to complete his claim and an explanation of why such material or information is necessary, and
4. appropriate information as to the steps to be taken if the Participant wishes to appeal the Plan Administrator's determination, including the Participant's right to submit written comments and have them considered, his right to review (on request and at no charge) relevant documents and other information.

(b) Appealing Denied Claims: If the Participant's claim is denied in whole or in part, he may appeal to the Chancellor for a review of the denied claim. The appeal must be made in writing within 30 calendar days of the Plan Administrator's initial notice of adverse benefit determination, or else the Participant will lose the right to appeal the denial. If the Participant does not appeal on time,

he will also lose his right to file suit in court, as he will have failed to exhaust his internal administrative appeal rights, which is generally a prerequisite to bringing suit.

A Participant's written appeal should state the reasons that he feels his claim should not have been denied. It should include any additional facts and/or documents that the Participant feels support his claim. The Participant may also ask additional questions and make written comments, and may review (on request and at no charge) documents and other information relevant to his appeal. The Chancellor will review all written comment the Participant submits with his appeal.

ARTICLE VIII.
Miscellaneous

8.01 The Employer may amend, modify, change or terminate this Plan or any benefit of this Plan at any time.

8.02 The records of the Plan shall be kept on a calendar year basis ending December 31.

8.03 No provision of this Plan shall be considered to create any expectation of continued employment, or property interest, whatsoever. The Chancellor may exercise his discretion to terminate any person's employment without reference to any specific procedure, or prior notice to the employee, unless otherwise required by law.

8.05 This Plan shall be construed and enforced according to the laws of the State of Oklahoma.

Executed as of the ____ day of _____, 2014.

OKLAHOMA STATE REGENTS FOR HIGHER
EDUCATION

By: _____

Name: _____

Title: _____

Meeting of the
OKLAHOMA STATE REGENTS FOR HIGHER EDUCATION
October 16, 2014

AGENDA ITEM #21-a:

Programs.

SUBJECT: Approval of institutional requests.

RECOMMENDATION:

It is recommended that the State Regents approve modifications to existing programs, as described below.

BACKGROUND:

Southwestern Oklahoma State University (SWOSU)
2 degree program requirement changes

Seminole State College (SSC)
13 degree program option deletions

POLICY ISSUES:

These actions are consistent with the State Regents' Academic Program Approval policy.

ANALYSIS:

SWOSU – Bachelor of Science in Nursing (087)

Degree program requirement changes

- Change credit hours required for N 4512 from 2 to 3 (4513), for N 4515 from 5 to 3 (4513), for N 4525 from 5 to 3 (4523), for N 4535 from 5 to 3 (4533), for N 4542 from 2 to 3 (4543),
- Remove N 4502 and add 4193 and N 4203.
- The proposed changes are the result recommendations from students and will better enable students to qualify for financial aid.
- Two new courses will be added and no courses will be deleted.
- Total credit hours for the degree will not change.
- No funds are requested from the State Regents.

SWOSU – Bachelor of Science in Athletic Training (143)

Degree program requirement changes

- Remove ALHLT 4883 as an alternative course to ALHLT 3073 from “Required Minor.”
- Remove ALHLT 4043 from “Required Minor” and add ALHLT 3933.
- The proposed changes update the curriculum to reflect contemporary practice and knowledge.
- No new courses will be added and no courses will be deleted.
- Total credit hours for the degree will not change.
- No funds are requested from the State Regents.

SSC – Associate in Science in Criminal Justice (225)

Degree program option deletion

- Delete option “Collegiate Officer Program.”
- The proposed deletion is due to consistent low enrollment.
- There are currently no students enrolled in the option.
- No new courses will be added and no courses will be deleted.
- Total credit hours for the degree will not change.
- No funds are requested from the State Regents.

SSC – Associate in Science in Business (203)

Degree program option deletion

- Delete option “Tinker Initiative.”
- The proposed deletion is due to consistent low enrollment.
- There are currently no students enrolled in the option.
- No new courses will be added and no courses will be deleted.
- Total credit hours for the degree will not change.
- No funds are requested from the State Regents.

SSC – Associate in Science in Applied Technology (120)

Degree program option deletions

- Delete options “Navy” and “Medical Office Technology.”
- The proposed deletion is due to consistent low enrollment.
- There are currently no students enrolled in the options.
- No new courses will be added and no courses will be deleted.
- Total credit hours for the degree will not change.
- No funds are requested from the State Regents.

SSC – Associate in Applied Science in Business (114)

Degree program option deletions

- Delete options “Supervisory and Management,” “Office,” “Insurance Administrative Specialist,” “Insurance CSR Academy,” “Customer Service,” “Electronic Commerce Specialist,” “Entrepreneurship,” “Cisco Certified Networking Associate,” and “Microcomputer Repair Specialist.”
- The proposed deletions are due to consistent low enrollment.
- There are currently no students enrolled in the options.
- No new courses will be added and no courses will be deleted.
- Total credit hours for the degree will not change.
- No funds are requested from the State Regents.

Meeting of the
OKLAHOMA STATE REGENTS FOR HIGHER EDUCATION
October 16, 2014

AGENDA ITEM #21-b:

Electronic Media.

SUBJECT: University of Oklahoma. Approval of request to offer an existing degree program via electronic delivery.

RECOMMENDATION:

It is recommended that the State Regents approve the University of Oklahoma's request to offer the existing Master of Science in Natural Gas Engineering and Management in Natural Gas Engineering and Management (344) via electronic media.

BACKGROUND:

The University of Oklahoma (OU) is currently approved to offer the following degree programs via electronic media:

- Bachelor of Arts in Administrative Leadership (375);
- Bachelor of Arts in Information Studies (343);
- Bachelor of Arts in Liberal Studies (231);
- Bachelor of Arts in Lifespan Care Administration in Lifecare Administration (394)
- Bachelor of Arts in World Cultural Studies (390);
- Bachelor of Science in Criminal Justice (365);
- Certificate in Human Resource Diversity and Development (340);
- Graduate Certificate in Applications of Educational Research and Evaluation (400);
- Graduate Certificate in Natural Gas Technology (401);
- Master of Arts in Administrative Leadership (373);
- Master of Arts in Liberal Studies (232);
- Master of Environmental Science (076);
- Master of Library and Information Studies (151);
- Master of Prevention Science (374);
- Master of Science in Criminal Justice (391);
- Master of Science in Civil Engineering (038);
- Master of Science in Construction Administration in Construction Administration (243);
- Master of Science in Knowledge Management (347); and
- Master of Legal Studies in Legal Studies (149).

OU's governing board approved offering the existing Master of Science in Natural Gas Engineering and Management in Natural Gas Engineering and Management (344) through electronic media on March 26, 2014 and OU requests authorization to offer the existing program via electronic media, as outlined below.

POLICY ISSUES:

This action is consistent with the Oklahoma State Regents for Higher Education's Electronically Delivered and Traditional Off-Campus Courses and Programs policy. This policy allows institutions with approved electronic media delivered programs or grandfathered status to request programs through an abbreviated process. The process calls for the president to send the following information to the Chancellor: 1) letter of intent, 2) the name of the program, 3) delivery method(s), 4) information related to population served and demand, and 5) cost and financing.

ANALYSIS:

OU satisfactorily addressed the requirements in the Electronically Delivered and Traditional Off-Campus Courses and Programs policy as summarized below.

Master of Science in Natural Gas Engineering and Management in Natural Gas Engineering and Management

Delivery method. Contents of each course of the program will be captured by audio and video through Tegrity and will be made available to students on an as needed basis. OU will also utilize the Desire2Learn learning management system. OU will meet academic standards outlined in policy to ensure the quality of the degree program, which include faculty training, student services, and other support services including library, facilities and computing equipment containing a variety of software suites.

Demand. The Bureau of Labor Statistics (BLS) and Oklahoma Employment Security Commission projects the oil and gas industry, in the next 10 years, will show a healthy increase in employment. The expected increase ranges between 20 to 26 percent. BLS projects an increase of 26 percent in employment of petroleum engineers over the next ten years, which translates into approximately 10,000 additional jobs, much faster than the average of all occupations.

The degree program has met or exceeded minimum program productivity requirements and OU seeks to continue meeting student and industry demand by offering the existing program via electronic media. OU will meet the needs of its students who have time management constraints and will provide its students with an option that will give them access to a degree program that will increase their professional opportunities.

Funding. No new funding will be required to deliver the degree program electronically. The program will be funded through existing allocations, program fees and tuition.

A system wide letter of intent was distributed electronically to presidents on May 22, 2014 and Oklahoma State University requested a copy of the Master of Science in Natural Gas Engineering and Management in Natural Gas Engineering and Management proposal for delivery by electronic media; however, a letter of protest was not received.

Based on staff analysis and institutional expertise, it is recommended the State Regents approve OU's request to offer the existing Master of Science in Natural Gas Engineering and Management in Natural Gas Engineering and Management via electronic media as described above.

Meeting of the
OKLAHOMA STATE REGENTS FOR HIGHER EDUCATION
October 16, 2014

AGENDA ITEM #21-c:

Agency Operations.

SUBJECT: Ratification of Purchases.

RECOMMENDATION:

It is recommended that the State Regents ratify purchases in amounts in excess of \$25,000 but not in excess of \$100,000 between August 8, 2014 and September 15, 2014.

BACKGROUND:

Agency purchases are presented for State Regents' action. They relate to previous board action and the approved agency budgets.

POLICY ISSUES:

The recommended action is consistent with the State Regents' purchasing policy which provides for the Budget Committee's review of purchases in excess of \$25,000.

ANALYSIS:

For the time period between August 8, 2014 and September 15, 2014, there are thirteen (13) purchases in excess of \$25,000 but not in excess of \$100,000.

Purchases Between \$25,000.00 and \$99,999.99

CORE

- 1) University of Oklahoma Printing Services in the amount of \$26,770.00 for the printing of Preparing for College brochures. These brochures are designed to encourage students in grades 8 through 12 to begin planning and preparing for college. (Funded from 210-CORE).
- 2) American Institutes for Research in the amount of \$92,412.00 for Oklahoma's Educator Supply and Demand study. The purpose of conducting this study is to improve and support teacher education and employment through proper recruitment, preparation and retention of teachers in the state of Oklahoma. (Funded from 210-CORE).
- 3) Dell Marketing in the amount of \$25,199.32 for 2 Power Edge servers that will allow the Regents Information Technology department to double the amount of available space for the agency's data. The current servers are running out of space due to the continued growth of data being added to the servers. The new servers should be sufficient for four to five years of data growth. (Funded from 210-Core).

OneNet

- 4) Dobson Technology Transport and Telecom Solutions in the amount of \$41,173.00 to relocate fiber in Atoka and Woodward due to Oklahoma Department of Transportation road construction. (Funded from 718-OneNet).
- 5) Dobson Technology Transport and Telecom Solutions in the amount of \$53,018.60 to relocate fiber in Duncan on Highway 81 due to Oklahoma Department of Transportation road construction. (Funded from 718-OneNet).
- 6) Dobson Technology Transport and Telecom Solutions in the amount of \$26,982.50 for conduit installation at Healdton, Davis and Wilson Public Libraries. These public libraries are upgrading their internet service with OneNet from T1 to Fast Ethernet. The expense of this project will be recovered directly from Healdton, Davis and Wilson public libraries. (Funded from 718-OneNet).
- 7) SKC Communications Products LLC in the amount \$38,544.30 OneNet is upgrading their video conferencing equipment in the OneNet conference room. The equipment being replaced will be repurposed in the Oklahoma College Assistance Program's conference room. (Funded from 718-OneNet).
- 8) Haworth Inc. in the amount of \$25,945.94 reconfiguration of work areas for OneNet and Gear UP. This reconfiguration includes installation of new product, reconfiguration of existing product and the removal of un-used product. GEAR UP is moving to 840 Research Parkway and OneNet will be using the space vacated by GEAR UP at 655 Research Parkway. (Funded from 718-OneNet).
- 9) Sky rider Communications in the amount of \$32,000.00 for fast Ethernet wireless circuit for Albion Public Schools. The expense of this project will be recovered from Albion Public Schools as well as Navajo Independent school system and the Adair Independent school system that was installed in August of 2014. (Funded from 718-OneNet).

Multiple Funds

- 10) Software House International in the amount of \$46,974.25 for maintenance and licenses for the agency's Microsoft products from September 2014 until September 2015. (Funded from 210-CORE, 718-OneNet and 730-GEAR UP).
- 11) Bank of America in the amount of \$77,000.00. This is a FY15 encumbrance for the purchase card expenditures. This encumbrance covers the following funds 718 OneNet, 701 Oklahoma College Assistance Program and 730 GEAR UP. (Funded from 701-OCAP, 718-OneNet and 730-GEAR UP).
- 12) Bank of America in the amount of \$68,000.00. This is a FY15 encumbrance for the purchase card expenditures. This encumbrance covers the following funds 210-Core, 430-College Access. (Funded from 210-Core and 430-College Access).
- 13) Stanfield and O'Dell in the amount of \$43,500.00 for the FY14 General and Financial audit. This audit will cover both the State Regents and OCAP. (Funded by 210-CORE and 701-OCAP).

Meeting of the
OKLAHOMA STATE REGENTS FOR HIGHER EDUCATION
October 16, 2014

AGENDA ITEM #21-d:

Resolution.

Meeting of the
OKLAHOMA STATE REGENTS FOR HIGHER EDUCATION
October 16, 2014

AGENDA ITEM #22-a:

Programs.

SUBJECT: Current Status Report on Program Requests.

RECOMMENDATION:

This item is for information only.

BACKGROUND:

The Status Report on Program Requests tracks the status of all program requests received since July 1, 2014 as well as requests pending from the previous year.

POLICY ISSUES:

This report lists requests regarding degree programs as required by the State Regents' Academic Program Approval policy.

ANALYSIS:

The Status Report on Program Requests lists all program requests received by the State Regents and program actions taken by the State Regents within the current academic year (2014-2015).

The current status report contains the Current Degree Program Inventory and the following schedules:

1. Letters of Intent
2. Degree Program Requests Under Review
3. Approved New Program Requests
4. Requested Degree Program Deletions
5. Approved Degree Program Deletions
6. Requested Degree Program Name Changes
7. Approved Degree Program Name Changes
8. Requested Degree Designation Changes
9. Approved Degree Designation Changes
10. Cooperative Agreements
11. Suspended Programs
12. Reinstated Programs
13. Inventory Reconciliations
14. Net Reduction Table

Supplement available upon request.

OKLAHOMA STATE REGENTS FOR HIGHER EDUCATION
655 Research Parkway, Oklahoma City

MINUTES

Seven Hundred Sixtieth Meeting



September 4, 2014

OKLAHOMA STATE REGENTS FOR HIGHER EDUCATION
655 Research Parkway, Oklahoma City, Oklahoma

Minutes of the Seven Hundred Sixtieth Ninth Meeting
September 4, 2014

CONTENTS

	Page
Announcement of filing of meeting and posting of the agenda	19415
Call to order	19415
Minutes of the previous meeting	19415
Chairman's Report	19415
Chancellor's Report	19416
New Programs	19416
Program Deletions	19417
Intensive English Programs	19417
Grants	19417
Scholars for Excellence in Childcare	19418
Policy	19418
ACT Annual Report	19418
E&G Budget	19419
Master Lease Program	19419
Policy	19419
Contracts and Purchases	19419
Student Success	19420
State Regents' Meetings	19420
Commendations	19420
Executive Session	19420
Personnel	19421
Consent Docket	19421
Reports	19422
Report of the Committees	19422
New Business	19422
Announcement of next regular meeting	19423
Adjournment	19423

OKLAHOMA STATE REGENTS FOR HIGHER EDUCATION
Research Park, Oklahoma City

**Minutes of the Seven Hundred Sixtieth Meeting
of the
Oklahoma State Regents for Higher Education
September 4, 2014**

- 0. ANNOUNCEMENT OF FILING OF MEETING NOTICE AND POSTING OF THE AGENDA IN ACCORDANCE WITH THE OPEN MEETING ACT.** The Oklahoma State Regents for Higher Education held their regular meeting at 9:00 a.m. on Thursday, September 4, 2014, in the State Regents' Conference Room at the State Regents' offices in Oklahoma City, Oklahoma. Notice of the meeting had been filed with the Secretary of State on August 27, 2014. A copy of the agenda for the meeting had been posted in accordance with the Open Meeting Act.
- 1. CALL TO ORDER.** Regent Turpen called the meeting to order and presided. Present for the meeting were State Regents Toney Stricklin, Jay Helm, Jody Parker, Ann Holloway, Ike Glass, Jimmy Harrel, Mike Turpen and John Massey.
- 2. MINUTES OF THE PREVIOUS MEETINGS.** Regent Stricklin made a motion, seconded by Regent Massey, to approve the minutes of the State Regents' Committee-of-the-Whole and the minutes of the State Regents' regular meeting on June 25, 2014, and June 26, 2014. Voting for the motion were Regents Helm, Parker, Holloway, Glass, Harrel, Turpen, Massey and Stricklin. Voting against the motion were none.
- 3. REPORT OF THE CHAIRMAN.** Chairman Turpen stated that he was excited about the upcoming year and working with Oklahoma State Regents for Higher Education (OSRHE) staff and Governor Mary Fallin. He also stated that he recently visited Cameron University where only 30 percent of students have student debt and was looking forward to looking for solutions to student debt for all institutions.

4. REPORT OF THE CHANCELLOR. Chancellor Glen Johnson distributed two recent articles. The first article was from *The Oklahoman* and was written by Kathryn McNutt focusing on the new academic standards following the repeal of the Common Core state standards. The second article from *eCapitol* focused on the OSRHE's continuing opposition to guns on campus. Chancellor Johnson provided Regents with a summary of engagements that he attended on behalf of the State Regents. He also distributed two reports. The first report was from *Forbes* magazine listing Oklahoma as the second best state for recent graduates in terms of median household income, unemployment rates, and changes in tuition. The second report, *Enterprising States 2014*, was published by the US Chamber, ranking Oklahoma 5th in college affordability and 17th in STEM job growth.

Chancellor Johnson also distributed a schedule of events for this coming fall with the following dates:

- Regents Education Program – September 25, 2014
- Legal Issues in Higher Education Conference – September 30, 2014
- STEM Summit – October 7, 2014
- Guns on Campus Interim Study – October 8, 2014
- Campus Safety and Security Summit – October 29, 2014
- Fall Legislative Forum – November 19

5. NEW PROGRAMS.

- a. Regent Helm made a motion, seconded by Regent Parker, to approve the request from the University of Oklahoma to offer the Graduate Certificate in Secondary Transition Education Specialist. Voting for the motion were Regents Parker, Holloway, Glass, Harrel, Turpen, Massey, Stricklin and Helm. Voting against the motion were none.
- b. Regent Massey made a motion, seconded by Regent Helm, to approve the request from Oklahoma State University to offer the Doctor of Philosophy in Materials Science and

Engineering. Voting for the motion were Regents Holloway, Glass, Harrel, Turpen, Massey, Stricklin, Helm and Parker. Voting against the motion were none.

c. Regent Stricklin made a motion, seconded by Regent Massey, to approve the request from Cameron University to offer the Bachelor of Arts in Journalism and Media Production. Voting for the motion were Regents Glass, Harrel, Turpen, Massey, Stricklin, Helm, Parker and Holloway. Voting against the motion were none.

d. Regent Helm made a motion, seconded by Regent Massey, to approve the request from Rose State College to offer the Associate in Science in General Science. Voting for the motion were Regents Harrel, Turpen, Massey, Stricklin, Helm, Parker, Holloway and Glass. Voting against the motion were none.

6. PROGRAM DELETIONS. Regent Helm made a motion, seconded by Regent Stricklin, to approve the following requests for program deletions:

- Oklahoma City Community College requested to delete the Associate in Science in Science.

Voting for the motion were Regents Turpen, Massey, Stricklin, Helm, Parker, Holloway, Glass and Harrel. Voting against the motion were none.

7. INTENSIVE ENGLISH PROGRAMS. Regent Helm made a motion, seconded by Regent Turpen, to approve a team recommendation of five years for The Language Company – Edmond. Voting for the motion were Regents Massey, Stricklin, Helm, Parker, Holloway, Glass, Harrel and Turpen. Voting against the motion were none.

8. GRANTS.

a. Regent Helm made a motion, seconded by Regent Holloway, to approve the grant of \$72,585 to support the Single Mothers Academic Resource Team (SMART). Voting for the motion were Regents Stricklin, Helm, Parker, Holloway, Glass, Harrel, Turpen and Massey. Voting against the motion were none.

b. Regent Helm made a motion, seconded by Regent Holloway, to approve the proposed Oklahoma Teacher Connection budget of \$177,884 to fund Pre-Collegiate and Collegiate

grant programs. Voting for the motion were Regents Helm, Parker, Holloway, Glass, Harrel, Turpen, Massey and Stricklin. Voting against the motion were none.

9. **SCHOLARS FOR EXCELLENCE IN CHILDCARE.** Regent Helm made a motion, seconded by Regent Stricklin, to ratify a revised contract modification between the Oklahoma Department of Human Services and the OSRHE which reduces the contract amount by \$300,000 to a new total amount of \$754,989 for FY15. Voting for the motion were Regents Parker, Holloway, Glass, Harrel, Turpen, Massey, Stricklin and Helm. Voting against the motion were none.

10. **POLICY.**

- a. Regent Helm made a motion, seconded by Regent Massey, to approve the proposed amendments to the *Grading* policy. Voting for the motion were Regents Holloway, Glass, Harrel, Turpen, Massey, Stricklin, Helm and Parker. Voting against the motion were none.
- b. Regent Helm made a motion, seconded by Regent Massey, to approve the proposed amendments to the *In-State/Out-of-State Status of Enrolled Students* policy. Voting for the motion were Regents Glass, Harrel, Turpen, Massey, Stricklin, Helm, Parker and Holloway. Voting against the motion were none.

11. **ACT ANNUAL REPORT. DR. CINDY BROWN, DIRECTOR OF STUDENT PREPARATION, PROVIDED REGENTS WITH AN OVERVIEW OF THE ANNUAL REPORT ON THE ACT SCORES FOR THE 2014 GRADUATING CLASS.** She noted that although Oklahoma's mathematics scores have increased in recent years, Oklahoma is still one point below the national mean at 19.9, compared to the nation at 20.9. Dr. Brown also stated that Oklahoma is one point ahead of the nation in Reading at 21.5 and Science and English are right at the same level as the nation. **REGENT HELM MADE A MOTION, SECONDED BY REGENT MASSEY, TO ACCEPT THE ACT ANNUAL REPORT.** Voting for the motion were Regents Harrel, Turpen, Massey, Stricklin, Helm, Parker, Holloway and Glass. Voting against the motion were none.

12. E&G BUDGET.

- a. Regent Stricklin made a motion, seconded by Regent Massey, to approve the allocation of \$951,633.62 to the Oklahoma State University Center for Health Sciences and the University of Oklahoma Health Sciences Center from revenue collected from the taxes places on the sale of cigarettes and tobacco products. Voting for the motion were Regents Turpen, Massey, Stricklin, Helm, Parker, Holloway, Glass and Harrel. Voting against the motion were none.
- b. Regent Stricklin made a motion, seconded by Regent Massey, to approve a renewal grant allocation for \$60,000 for year one of a renewable five-year commitment through 2019 to the Oklahoma Historical Society for support of the Higher Education Archives project. Voting for the motion were Regents Massey, Stricklin, Helm, Parker, Holloway, Glass, Harrel and Turpen. Voting against the motion were none.
- c. Regent Stricklin made a motion, seconded by Regent Turpen, to approve a reduction in the allocation of state appropriated funds for FY15 appropriations in an amount that totals \$1,025,722. Voting for the motion were Regents Stricklin, Helm, Parker, Holloway, Glass, Harrel, Turpen and Massey. Voting against the motion were none.

13. MASTER LEASE PROGRAM. Regent Stricklin made a motion, seconded by Regent Harrel, to authorize for submission to the Council of Bond Oversight of the 2014C Equipment Master Lease Series totaling \$11,497,950 for four institutions. Voting for the motion were Regents Helm, Parker, Holloway, Glass, Harrel, Turpen, Massey and Stricklin. Voting against the motion were none.

14. POLICY. Chairman Turpen stated that changes to the Tuition and Fee Policy were for posting only and did not require State Regents' action.

15. CONTRACTS AND PURCHASES.

- a. Regent Stricklin made a motion, seconded by Regent Turpen, to approve the following purchases for amounts in excess of \$100,000:
 - Juniper Networking Equipment in the amount of \$1,250,000 for the facilitation of future network growth, operational cost items and redundancy for OneNet services in Tulsa.

Voting for the motion were Regents Parker, Holloway, Glass, Harrel, Turpen, Massey, Stricklin and Helm. Voting against the motion were none.

16. DELETED ITEM.

17. STUDENT SUCCESS. Mr. Tony Hutchison, Vice Chancellor for Strategic Planning and Analysis and Workforce and Economic Development, gave a brief presentation on the Oklahoma Education Information System Dashboard. Mr. Hutchison stated that this database has helped the OSRHE look at student success in a more affordable way. The dashboard can provide data on time-to-degree, amount of credits being taken, number of students at each institution and remediation. For example, Mr. Hutchison stated that with this data, OSRHE staff were able to determine that students who took just one remedial course, graduated at a 13 percent lower rate. Mr. Hutchison recognized OSRHE employees, Mr. Marion Dilbeck, Ms. Jackie Oram and Mr. Jarrod Cordova for their work on the dashboard.

18. STATE REGENTS' MEETINGS. Regent Parker made a motion, seconded by Regent Stricklin, to approve the 2015 schedule of regular meetings for filing with the Office of the Secretary of State. Voting for the motion were Regents Holloway, Glass, Harrel, Turpen, Massey, Stricklin, Helm and Parker. Voting against the motion were none.

19. COMMENDATIONS. Regent Massey made a motion, seconded by Regent Stricklin, to recognize State Regents' staff for their service and recognitions on state and national projects. Voting for the motion were Regents Glass, Harrel, Turpen, Massey, Stricklin, Helm and Parker Holloway. Voting against the motion were none.

20. EXECUTIVE SESSION. Mr. Robert Anthony, General Counsel for the Oklahoma State Regents for Higher Education, advised Regents that there was not a need to go into executive session.

21. PERSONNEL. Regent Harrel made a motion, seconded by Regent Glass, to ratify the following personnel actions:

- Compensation adjustment for Mr. Robert Nordmark, Director of Network Services, based on additional duties assumed;
- Compensation adjustment and title change for Ms. Sonja Lovell Wall, Oklahoma Community Access Network Project Manager, based on additional duties assumed; and
- Position posting for the Director of OneNet Strategic Planning and Communications.

Voting for the motion were Regents Harrel, Turpen, Massey, Stricklin, Helm, Parker, Holloway and Glass. Voting against the motion were none.

22. CONSENT DOCKET. Regent Parker made a motion, seconded by Regent Stricklin, to approve the following consent docket items.

e. Programs.

- (1) Program Modifications. Approval of institutional requests.
- (2) Program Suspension. Approval of institutional requests.

f. Electronic Media.

- (1) Approval of Tulsa Community College's request to offer the existing Associate in Science in Mathematics via electronic media.
- (2) Approval of Northeastern State University's request to offer the existing Master of Arts in American Studies via electronic media.

g. Reconciliation. Approval of an institutional request for degree program inventory reconciliation.

h. Academic Nomenclature. Ratification of an institutional request for academic nomenclature.

i. Agency Operations.

- (1) Ratification of purchases over \$25,000 for FY2014.

- (2) Acceptance of Career Tech Carl Perkins Contract.

Voting for the motion were Regents Turpen, Massey, Stricklin, Helm, Parker, Holloway, Glass and Harrel. Voting against the motion were none.

23. REPORTS. Regent Massey made a motion, seconded by Regent Stricklin, to approve the following reports:

- a. Programs. Status report on program requests.
- b. Annual Reports.

- (1) Annual Program Requests Report.
- (2) Annual Institutional Self-Report on Grants Obtained.
- (3) Tuition and Fees Rate Book, FY2015.
- (4) Student Cost Survey for FY2015.
- (5) Cash Reserve Report for FY2015.
- (6) Faculty Salary Report for FY2014.
- (7) Annual Regents Education Program Report 2013.

Voting for the motion were Regents Massey, Stricklin, Helm, Parker, Holloway, Glass, Harrel and Turpen. Voting against the motion were none.

24. REPORT OF THE COMMITTEES.

- a. Academic Affairs and Social Justice and Student Services Committees. The Academic Affairs and Social Justice and Student Services Committees had no additional items for Regents' action.
- b. Budget and Audit Committee. The Budget and Audit Committee had no additional items for Regents' action.
- c. Strategic Planning and Personnel and Technology Committee. The Strategic Planning and Personnel and Technology Committee had no additional items for Regents' action.

d. Investment Committee. The Investment Committee had no additional items for Regents' action.

25. NEW BUSINESS. No new business was brought before the Regents.

26. ANNOUNCEMENT OF NEXT REGULAR MEETING. Regent Turpen announced that the next regular meetings are scheduled to be held on Wednesday, October 15, 2014 at 11:30 a.m. and Thursday, October 16, 2014 at 9 a.m. at the State Regents Office in Oklahoma City.

27. ADJOURNMENT. With no additional items to address, the meeting was adjourned.

ATTEST:

Michael C. Turpen, Chairman

Toney Stricklin, Secretary

OKLAHOMA STATE REGENTS FOR HIGHER EDUCATION

Research Park, Oklahoma City

MINUTES OF THE COMMITTEE-OF-THE-WHOLE Wednesday, September 3, 2014

- 1. ANNOUNCEMENT OF FILING OF MEETING NOTICE AND POSTING OF THE AGENDA IN ACCORDANCE WITH THE OPEN MEETING ACT.** The Committee-of-the-Whole met at 11:30 a.m. on Wednesday, September 3, 2014, in the Regents Conference Room at the State Regents' offices in Oklahoma City, Oklahoma. Notice of the meeting was filed with the Secretary of State on August 27, 2014. A copy of the agenda had been posted as required by the Open Meeting Act.
- 2. CALL TO ORDER.** Participating in the meeting were Regents Toney Stricklin, Jay Helm, Ann Holloway, Ike Glass, Jimmy Harrel, Mike Turpen and John Massey. Regent Turpen called the meeting to order and presided.
- 3. QUARTZ MOUNTAIN RESORT ARTS AND CONFERENCE CENTER AND NATURE PARK.** Dr. Terry Mosley, Executive Director, gave a brief update on the status of the Quartz Mountain Resort Arts and Conference Center. Dr. Mosley started by thanking Chancellor Glen Johnson and the State Regents for their support of Quartz Mountain in the last several years as it has been crucial to its survival. He distributed a marketing folder with a profile of the facility, an organizational chart, a list of the board of trustees and the legislation that moved Quartz Mountain under the authority of the Oklahoma State Regents for Higher Education (OSRHE) from the Oklahoma Tourism and Recreation Department (Tourism).

Dr. Mosley stated that their board is made up of representatives from Jackson, Kiowa and Greer counties, representatives from Western Oklahoma State College (WOSC), Cameron University and Southwestern Oklahoma State University and three board positions from not-for-profit arts institutions that use the facilities. Dr. Mosley stated that Quartz Mountain has a significant agreement with the Oklahoma Arts Institute (OAI). The OAI has a 50-year agreement with Quartz Mountain to host their activities. Additionally, Quartz Mountain has an agreement with WOSC to handle Quartz Mountain's financial duties, such as payroll and accounts payable.

Dr. Mosley stated that Quartz Mountain is very seasonal and, as such, there are several challenges. In 2008, Quartz Mountain's revenues began to decline as Lake Altus levels dropped. There were large fluctuations in the lake's ability to recover from the annual cotton irrigation and now, the lake is in its fourth year at less than 25 percent capacity – a chronic low lake level condition. This has a tremendous impact on not only Quartz Mountain but also the agricultural economy in that part of the state.

Dr. Mosley stated that there came a critical point when Quartz Mountain could no longer keep doing what they had always done and they negotiated their contract with their third party property management company to exit their contract early. Quartz Mountain could no longer afford their services and it allowed them to have control of their own expenses and to make the best use of the resources given to them.

Quartz Mountain staff started managing the property on October 1, 2013 and in the past year they have surpassed \$1 million in lodging revenues and have trimmed their expenses from \$3 million to \$2.245 million. Dr. Mosely believes they are headed in the right direction and the

supplemental funding from the State Regents have allowed them to have a cash flow, better positioning them to move into FY2015.

Regent Turpen asked how many staff Quartz Mountain employs, how many days the lodge is reserved in a month and how often the board meets. Dr. Mosely stated that they have 35 full time staff and 30-36 part time staff. Dr. Mosely also stated that the lodge is reserved approximately 80-85 percent of the month and the board meets every other month.

Regent Turpen also asked if Quartz Mountain has a development officer that helps with private fund raising. Dr. Mosely stated that there is not a lot of private interest and it is very difficult to position Quartz Mountain for that kind of philanthropy.

Regent Helm asked if cotton farmers have total control of the lake. Dr. Mosely stated that Quartz Mountain owns very little land around the lake and the water is owned by the water district. The City of Altus has an allocation of water to use for its residents. Regent Helm also asked if Quartz Mountain is the last lodge the state owns. Dr. Mosely stated that Quartz Mountain is not the only lodge the state owns, however, it is the first not owned by Tourism.

Dr. Mosely closed by inviting the State Regents and Chancellor Johnson to Quartz Mountain to visit the facilities.

4. **OKCOLLEGESTART.ORG.** Ms. JoLynn Horn, Assistant Vice Chancellor for GEAR UP gave a brief presentation on the OkCollegeStart.org website. Ms. Horn stated that in 2005, the OSRHE used GEAR UP grant money to design a student portal, one of the first of its kind, and then a few years later created the second phase, a transcript exchange. The transcript exchange allowed high school counselors to send transcripts online to colleges directly. Then, in 2013, Ms. Horn said that the OSRHE used College Access Challenge Grant funds to redesign and restructure the website. One of the changes was to make the website role-based, so that the content displayed depends upon who you are - student, parent, teacher, etc. Ms. Horn stated that in May 2014, the OSRHE conducted a soft launch of the website allowing selected groups to test the website for glitches and mistakes.

Ms. Horn gave a brief demonstration of the website and highlighted that students can also apply for the Oklahoma's Promise program through this website.

Regent Holloway asked how this information is distributed and Ms. Horn stated that it is currently live on the internet.

Regent Turpen asked how many hits the website has received. Ms. Horn said that information is not available yet, however, 386 of the Oklahoma K-12 schools are using the website.

Regent Harrel asked how to get this information to parents who are very busy and do not have time to browse the website. Ms. Horn stated that this information is sent to every high school counselor as well as being displayed in many community libraries. Additionally, GEAR UP staff will travel and present this information to any community who requests it.

Ms. Angela Caddell, Associate Vice Chancellor of Communications, stated that the portal was designed to be a one stop shop for students, parents and schools. Additionally, all OSRHE signature communication pieces are also posted on this website. Mr. Tony Hutchison, Vice Chancellor for Strategic Planning and Analysis and Workforce and Economic Development, stated that the website also has a career planning section that will show salaries and educational requirements for certain occupations, which is a very helpful planning tool for students.

Ms. Horn finished by stating it might be a good idea to have a roundtable brainstorming session with the Regents about to get this information to parents more effectively.

5. POLICY. Dr. Blake Sonobe, Vice Chancellor for Academic Affairs, gave a brief update on legislation that passed this session affecting student veterans.

- HR 3230 provides in-state tuition for both the military service person and their dependents who are eligible to receive an entitlement transfer of their VA benefits. This is mostly for students who are stationed in another state and would otherwise have to pay out-of-state tuition.
- The United States Department of Education has ruled that student loan rates for a borrower who is on active duty will be capped at six percent until they are relieved from active duty.
- SB1829 provides in-state tuition to Reserve Officers' Training Corps (ROTC) cadets who receive full ROTC scholarships. Cadets with partial ROTC scholarships are not eligible.
- SB1830 grants a leave of absence of up to five years for students who are called to active duty or may be transferred to another location and unable to finish their degree at their home institution.

SB1829 and SB1830 will require revisions to the OSRHE policy manual which will be presented for a vote at the State Regents meeting on Thursday, September 4, 2014.

6. ONENET. Mr. Von Royal, Executive Director of OneNet and Higher Education Chief Information Officer, gave a brief update on the OneNet strategic plan process. Mr. Royal started by stating that OneNet is in a very good place at this time, however, there are additional challenges that OneNet has not had in the past. Due to these challenges the OneNet staff recently created a strategic plan.

To develop the strategic plan, OneNet created a planning committee and a leadership committee, as well as reached out to every OneNet staff member to ask about the issues they are faced with. The strategic planning committee also looked at OneNet's strengths and weaknesses and compiled this information as a basis for the strategic plan. After analyzing all the data collected, the planning committee focused on five main objectives:

- **Financial:** OneNet does not receive state appropriations; it is driven by user fees. This requires OneNet to function as a business and be financially viable.
- **People:** OneNet has a very productive, driven staff and it must stay that way for OneNet to be efficient.
- **Customer/Constituents:** One of the primary issues indicated in OneNet's customer survey was a need to improve communications with end users. OneNet staff have created a new outreach plan to improve communication.
- **Technology:** For OneNet to maintain its relevance with its customers, staff have to make sure the infrastructure will meet the mission critical needs of its users.

- Processes: OneNet is implementing new and updated processes throughout to make it more efficient.

Mr. Royal stated that there are several challenges but with full participation from staff, OneNet can maintain its momentum. Mr. Royal also thanked Chancellor Johnson and Ms. Amanda Paliotta, Vice Chancellor for Budget and Finance, Information Technology, Telecommunications and OneNet for their leadership.

7. **EXECUTIVE SESSION.** Regent Massey made a motion, seconded by Regent Holloway, to go into executive session for confidential communications between a public body and its attorneys concerning pending investigations, claims, or actions. Voting for the motion were Regents Helm, Holloway, Glass, Harrel, Turpen, Massey and Stricklin. Voting against the motion were none.

Following executive session discussions, Regents returned to open session.

8. **TASKFORCE REPORTS.**

- a. **Online Education Task Force.** Dr. Blake Sonobe gave a brief update on the work of the State Regents Online Education Task Force. Dr. Sonobe stated that staff are currently working to align OSRHE policies to become eligible for the State Authorization Reciprocity Agreement.

Additionally, Tulsa Community College and Oklahoma State University will be present at the next Online Education Task Force meeting to give a brief presentation on their online learning programs.

- b. **State Regents Campus Safety and Security Task Force.** Ms. Angela Caddell, Associate Vice Chancellor for Communications, gave a brief update on the work of the State Regents Campus Safety and Security Task Force.

Ms. Caddell stated that the task force is planning a statewide summit for this fall. The conference will be in partnership with the City of Midwest City, Rose State College, the Oklahoma Office of Homeland Security and the Oklahoma Department of Emergency Management. The summit will be on October 29, 2014 and will be held at the Reed Conference Center in Midwest City. Ms. Caddell also stated that the task force is currently finalizing plans for the summit speakers: Mr. Jim Caeser, Campus Emergency Manager at the University of California, Santa Barbara and Mr. Ken Trump, President of the National School Safety and Security Services. Additionally, the summit will host concurrent sessions, panel discussions and a media panel. Presidents and career technology center superintendents are invited as well as 4-5 key staff from their campus.

The Issue Monitoring Advocacy and Research workgroup will be working closely with Ms. Hollye Hunt, Vice Chancellor for Governmental Relations, to build a wider coalition in the legislature in support of no guns on campus.

The Training and Plan Development workgroup completed the review of campus training needs and many of the topics will be addressed at the summit. Additionally, the workgroup will be facilitating more in-depth training opportunities in the future.

Regent Turpen asked how many are expected to attend the summit. Ms. Caddell stated that she expects approximately 300-350.

9. LEGISLATIVE UPDATE.

- a. **Update on HB 3399.** Chancellor Johnson stated that HB 3399 repealed the Oklahoma Common Core State Standards. When that legislation passed the OSRHE staff began identifying subject area experts in math and English language arts to construct two 14 member teams. These experts came from the research and regional universities and community colleges. To conduct a thorough review of this nature, it is anticipated that the process will last 4-6 months. The first meeting of the math faculty was on July 21st and the first meeting of the English faculty was on July 29th. Chancellor Johnson stated that since then, the OSRHE has engaged the services of the Southern Regional Education Board to provide a consultant for the review of the state standards and are finalizing plans for a second faculty meeting with the consultant.
- b. **Update on Interim Studies.** Ms. Hollye Hunt, Vice Chancellor for Governmental Relations, gave a brief update on the upcoming interim studies. Ms. Hunt stated that there were no interim studies on the Senate side pertaining to higher education; they were mostly on the House side. There are two interim studies that have been scheduled:
 - Interim Study 14-078 – Concealed Carry on College and University Campuses – scheduled for October 8th
 - Interim Study 14-013 – Oklahoma Student Loan Debt – scheduled for October 22nd

Ms. Hunt stated that the OSRHE will also be involved in interim study 14-006 regarding monies that are taken off the top of state government revenue sources.

10. ACADEMIC REGALIA. Regents reviewed two recommended color swatches for new regalia and chose the darker blue swatch with gold piping on the sleeves to match the tam tassel.

11. UPCOMING EVENTS. Chancellor Johnson distributed a schedule of events for this coming fall with the following dates:

- a. Regents Education Program – September 25, 2014
- b. Legal Issues in Higher Education Conference – September 30, 2014
- c. STEM Summit – October 7, 2014
- d. Guns on Campus Interim Study – October 8, 2014
- e. Campus Safety and Security Summit – October 29, 2014
- f. Fall Legislative Forum – November 19

12. ORIENTATION. Chancellor Johnson updated the Regents on the recent New President's Orientation that was held on August 28, 2014. President Leigh Goodson, President Sean Burrage and President Jack Bryant were all in attendance. Chancellor Johnson stated that this orientation is a great way to help inform new presidents about how the state system works.

13. "BEST OF HIGHER EDUCATION" REPORT. Regents received the September 2014 update on institutional activities.

14. ADJOURNMENT. With no other items to discuss, the meeting was adjourned.

ATTEST:

Michael C. Turpen, Chairman

Toney Stricklin, Secretary