


# 2023 HIGHER EDUCATION IMPACT

## DISTRICT 1


CARL ALBERT STATE COLLEGE • EASTERN OKLAHOMA STATE COLLEGE • SOUTHEASTERN OKLAHOMA STATE UNIVERSITY

### HIGHER EDUCATION IN OKLAHOMA

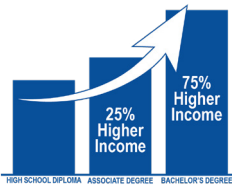
**More than 196,000** students enrolled annually



**Nearly 37,000** degrees and certificates awarded at all levels in the last academic year, and an increase of **more than 8%** over the last decade




REP. EDDY DEMPSEY  
R-Valliant



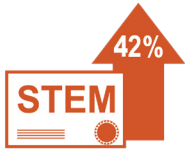
Associate and bachelor's degree holders earn a median income **25% and 75% higher**, respectively, than those with only a high school diploma.



Data from the National Center for Education Statistics show Oklahoma universities have the **eighth-lowest cost of attendance in the nation**.

### COUNTIES REPRESENTED

- LeFlore
- McCurtain



The number of STEM bachelor's degrees conferred by state system institutions **increased 42.4%** over the last decade, and **increased 24%** at all degree levels.



**Nearly 90%** of Oklahomans — and almost two-thirds of non-resident students — who graduate from a state system college or university remain and work in the state.



For every \$1 of state appropriations invested, the state system of higher education generates **\$9.40** in economic return.



The majority of Oklahoma's 100 critical occupations require an associate's degree or higher. The **top 29** highest-paying jobs require an associate's degree or higher, and all of the **top 10** require a bachelor's degree or higher.



Only **27.9%** of Oklahoma citizens hold a bachelor's degree or higher. The national average is nearly 38%.



Oklahoma has the **third-lowest** public higher education appropriations per FTE in the nation.



# 2023 HIGHER EDUCATION IMPACT

## DISTRICT 1

CARL ALBERT STATE COLLEGE • EASTERN OKLAHOMA STATE COLLEGE • SOUTHEASTERN OKLAHOMA STATE UNIVERSITY

## BY THE NUMBERS

### Enrollment

- During the 2021-22 academic year, 11,137 students enrolled at institutions in or adjacent to District 1.

### Graduation

- During the 2021-22 academic year, 2,423 students graduated from institutions in or adjacent to District 1.

### Oklahoma's Promise

- In District 1, 166 students from the 2022 high school graduating class qualified for the Oklahoma's Promise scholarship.
- Currently, 610 high school students in District 1 are enrolled in Oklahoma's Promise.
- Since inception in 1992, 3,437 high school students from District 1 have received the Oklahoma's Promise scholarship.
- During the 2021-22 academic year, nearly 600 students at public higher education institutions in or adjacent to District 1 received approximately \$2.2 million in scholarships from Oklahoma's Promise.

### Concurrent Enrollment

- During the 2021-22 academic year, 1,182 students enrolled in 11,901 credit hours through concurrent courses at institutions in or adjacent to District 1.

**Oklahoma State Regents  
for Higher Education**  
405.225.9424  
[www.okhighered.org](http://www.okhighered.org)

**Allison D. Garrett**  
Chancellor  
[agarrett@osrhe.edu](mailto:agarrett@osrhe.edu)

**Dr. Jarrett Jobe**  
Vice Chancellor for  
Governmental Relations  
[jjobe@osrhe.edu](mailto:jjobe@osrhe.edu)