


2023 HIGHER EDUCATION IMPACT

DISTRICT 15


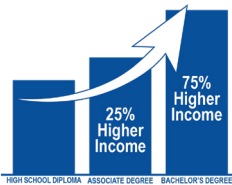
CARL ALBERT STATE COLLEGE • CONNORS STATE COLLEGE • EASTERN OKLAHOMA STATE COLLEGE • NORTHEASTERN STATE UNIVERSITY • OKLAHOMA STATE UNIVERSITY INSTITUTE OF TECHNOLOGY

HIGHER EDUCATION IN OKLAHOMA

More than 196,000 students enrolled annually



Nearly 37,000 degrees and certificates awarded at all levels in the last academic year, and an increase of **more than 8%** over the last decade

Associate and bachelor's degree holders earn a median income **25% and 75% higher**, respectively, than those with only a high school diploma.



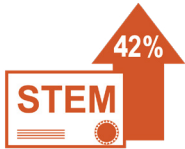
Data from the National Center for Education Statistics show Oklahoma universities have the **eighth-lowest cost of attendance in the nation**.



REP. RANDY RANDLEMAN
R-Eufaula

COUNTIES REPRESENTED

- Haskell
- LeFlore
- McIntosh
- Muskogee
- Pittsburg



The number of STEM bachelor's degrees conferred by state system institutions **increased 42.4%** over the last decade, and **increased 24%** at all degree levels.



Nearly 90% of Oklahomans — and almost two-thirds of non-resident students — who graduate from a state system college or university remain and work in the state.



For every \$1 of state appropriations invested, the state system of higher education generates **\$9.40** in economic return.



The majority of Oklahoma's 100 critical occupations require an associate's degree or higher. The **top 29** highest-paying jobs require an associate's degree or higher, and all of the **top 10** require a bachelor's degree or higher.



Only **27.9%** of Oklahoma citizens hold a bachelor's degree or higher. The national average is nearly 38%.



Oklahoma has the **third-lowest** public higher education appropriations per FTE in the nation.



2023 HIGHER EDUCATION IMPACT

DISTRICT 15

CARL ALBERT STATE COLLEGE • CONNORS STATE COLLEGE • EASTERN OKLAHOMA STATE COLLEGE •
NORTHEASTERN STATE UNIVERSITY • OKLAHOMA STATE UNIVERSITY INSTITUTE OF TECHNOLOGY

BY THE NUMBERS

Enrollment

- During the 2021-22 academic year, 17,613 students enrolled at institutions in or adjacent to District 15.

Graduation

- During the 2021-22 academic year, 3,506 students graduated from institutions in or adjacent to District 15.

Oklahoma's Promise

- In District 15, 261 students from the 2022 high school graduating class qualified for the Oklahoma's Promise scholarship.
- Currently, 894 high school students in District 15 are enrolled in Oklahoma's Promise.
- Since inception in 1992, 4,857 high school students from District 15 have received the Oklahoma's Promise scholarship.
- During the 2021-22 academic year, over 1,400 students at public higher education institutions in or adjacent to District 15 received approximately \$6.1 million in scholarships from Oklahoma's Promise.

Concurrent Enrollment

- During the 2021-22 academic year, 1,980 students enrolled in 19,932 credit hours through concurrent courses at institutions in or adjacent to District 15.

**Oklahoma State Regents
for Higher Education**
405.225.9424
www.okhighered.org

Allison D. Garrett
Chancellor
agarrett@osrhe.edu

Dr. Jarrett Jobe
Vice Chancellor for
Governmental Relations
jjobe@osrhe.edu