
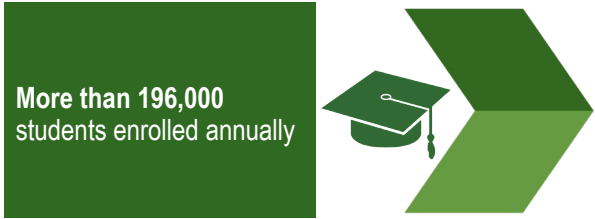


# 2023 HIGHER EDUCATION IMPACT

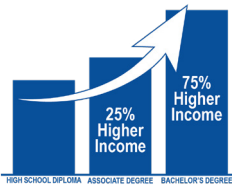
## DISTRICT 68

LANGSTON UNIVERSITY • NORTHEASTERN STATE UNIVERSITY • OKLAHOMA STATE UNIVERSITY CENTER FOR HEALTH SCIENCES • OKLAHOMA STATE UNIVERSITY-TULSA • TULSA COMMUNITY COLLEGE • UNIVERSITY OF OKLAHOMA-TULSA

## HIGHER EDUCATION IN OKLAHOMA



REP. LONNIE SIMS  
R-Jenks



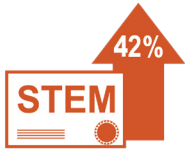
Associate and bachelor's degree holders earn a median income **25% and 75% higher**, respectively, than those with only a high school diploma.



Data from the National Center for Education Statistics show Oklahoma universities have the **eighth-lowest cost of attendance in the nation**.

## COUNTIES REPRESENTED

- Creek
- Tulsa



The number of STEM bachelor's degrees conferred by state system institutions **increased 42.4%** over the last decade, and **increased 24%** at all degree levels.



**Nearly 90%** of Oklahomans — and almost two-thirds of non-resident students — who graduate from a state system college or university remain and work in the state.



For every \$1 of state appropriations invested, the state system of higher education generates **\$9.40** in economic return.



The majority of Oklahoma's 100 critical occupations require an associate's degree or higher. The **top 29** highest-paying jobs require an associate's degree or higher, and all of the **top 10** require a bachelor's degree or higher.



Only **27.9%** of Oklahoma citizens hold a bachelor's degree or higher. The national average is nearly 38%.



Oklahoma has the **third-lowest** public higher education appropriations per FTE in the nation.



# 2023 HIGHER EDUCATION IMPACT

## DISTRICT 68

LANGSTON UNIVERSITY • NORTHEASTERN STATE UNIVERSITY • OKLAHOMA STATE UNIVERSITY CENTER FOR HEALTH SCIENCES • OKLAHOMA STATE UNIVERSITY-TULSA • TULSA COMMUNITY COLLEGE • UNIVERSITY OF OKLAHOMA-TULSA

## BY THE NUMBERS

### Enrollment

- During the 2021-22 academic year, 35,295 students enrolled at institutions in or adjacent to District 68.

### Graduation

- During the 2021-22 academic year, 5,031 students graduated from institutions in or adjacent to District 68.\*

### Oklahoma's Promise

- In District 68, 426 students from the 2022 high school graduating class qualified for the Oklahoma's Promise scholarship.
- Currently, 1,224 high school students in District 68 are enrolled in Oklahoma's Promise.
- Since inception in 1992, 5,695 high school students from District 68 have received the Oklahoma's Promise scholarship.
- During the 2021-22 academic year, nearly 1,700 students at public higher education institutions in or adjacent to District 68 received approximately \$6.3 million in scholarships from Oklahoma's Promise.

### Concurrent Enrollment

- During the 2021-22 academic year, 3,067 students enrolled in 29,777 credit hours through concurrent courses at institutions in or adjacent to District 68.

*\*Figure does not include students at Oklahoma State University-Tulsa and University of Oklahoma-Tulsa.*

**Oklahoma State Regents  
for Higher Education**  
405.225.9424  
[www.okhighered.org](http://www.okhighered.org)

**Allison D. Garrett**  
Chancellor  
[agarrett@osrhe.edu](mailto:agarrett@osrhe.edu)

**Dr. Jarrett Jobe**  
Vice Chancellor for  
Governmental Relations  
[jjobe@osrhe.edu](mailto:jjobe@osrhe.edu)