


2023 HIGHER EDUCATION IMPACT

DISTRICT 74


LANGSTON UNIVERSITY • OKLAHOMA STATE UNIVERSITY-TULSA • ROGERS STATE UNIVERSITY • TULSA COMMUNITY COLLEGE • UNIVERSITY OF OKLAHOMA-TULSA

HIGHER EDUCATION IN OKLAHOMA

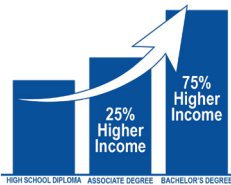
More than 196,000 students enrolled annually



Nearly 37,000 degrees and certificates awarded at all levels in the last academic year, and an increase of **more than 8%** over the last decade




REP. MARK VANCUREN
 R-Owasso



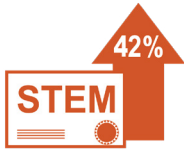
Associate and bachelor's degree holders earn a median income **25% and 75% higher**, respectively, than those with only a high school diploma.



Data from the National Center for Education Statistics show Oklahoma universities have the **eighth-lowest cost of attendance in the nation**.

COUNTIES REPRESENTED

- Rogers
- Tulsa



The number of STEM bachelor's degrees conferred by state system institutions **increased 42.4%** over the last decade, and **increased 24%** at all degree levels.



Nearly 90% of Oklahomans — and almost two-thirds of non-resident students — who graduate from a state system college or university remain and work in the state.



For every \$1 of state appropriations invested, the state system of higher education generates **\$9.40** in economic return.



The majority of Oklahoma's 100 critical occupations require an associate's degree or higher. The **top 29** highest-paying jobs require an associate's degree or higher, and all of the **top 10** require a bachelor's degree or higher.



Only **27.9%** of Oklahoma citizens hold a bachelor's degree or higher. The national average is nearly 38%.



Oklahoma has the **third-lowest** public higher education appropriations per FTE in the nation.



2023 HIGHER EDUCATION IMPACT

DISTRICT 74

LANGSTON UNIVERSITY • OKLAHOMA STATE UNIVERSITY-TULSA • ROGERS STATE UNIVERSITY • TULSA COMMUNITY COLLEGE • UNIVERSITY OF OKLAHOMA-TULSA

BY THE NUMBERS

Enrollment

- During the 2021-22 academic year, 29,277 students enrolled at institutions in or adjacent to District 74.

Graduation

- During the 2021-22 academic year, 3,552 students graduated from institutions in or adjacent to District 74.*

Oklahoma's Promise

- In District 74, 51 students from the 2022 high school graduating class qualified for the Oklahoma's Promise scholarship.
- Currently, 160 high school students in District 74 are enrolled in Oklahoma's Promise.
- Since inception in 1992, 646 high school students from District 74 have received the Oklahoma's Promise scholarship.
- During the 2021-22 academic year, over 1,200 students at public higher education institutions in or adjacent to District 74 received approximately \$3.8 million in scholarships from Oklahoma's Promise.

Concurrent Enrollment

- During the 2021-22 academic year, 3,394 students enrolled in 32,230 credit hours through concurrent courses at institutions in or adjacent to District 74.

**Figure does not include students at Oklahoma State University-Tulsa and University of Oklahoma-Tulsa.*

**Oklahoma State Regents
for Higher Education**
405.225.9424
www.okhighered.org

Allison D. Garrett
Chancellor
agarrett@osrhe.edu

Dr. Jarrett Jobe
Vice Chancellor for
Governmental Relations
jjobe@osrhe.edu