

2023 HIGHER EDUCATION IMPACT


DISTRICT 8

CONNORS STATE COLLEGE • EASTERN OKLAHOMA STATE COLLEGE • NORTHEASTERN STATE UNIVERSITY • OKLAHOMA STATE UNIVERSITY INSTITUTE OF TECHNOLOGY • SEMINOLE STATE COLLEGE

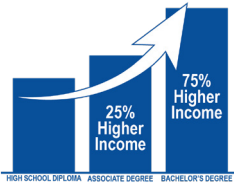
HIGHER EDUCATION IN OKLAHOMA

More than 196,000 students enrolled annually

Nearly 37,000 degrees and certificates awarded at all levels in the last academic year, and an increase of more than 8% over the last decade



SEN. ROGER THOMPSON
R-Okemah



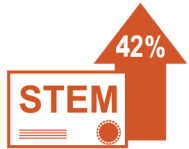
Associate and bachelor's degree holders earn a median income **25% and 75% higher**, respectively, than those with only a high school diploma.



Data from the National Center for Education Statistics show Oklahoma universities have the **eighth-lowest cost of attendance in the nation**.

COUNTIES REPRESENTED

- McIntosh
- Muskogee
- Okfuskee
- Okmulgee



The number of STEM bachelor's degrees conferred by state system institutions **increased 42.4%** over the last decade, and **increased 24%** at all degree levels.



Nearly 90% of Oklahomans — and almost two-thirds of non-resident students — who graduate from a state system college or university remain and work in the state.



For every \$1 of state appropriations invested, the state system of higher education generates **\$9.40** in economic return.



The majority of Oklahoma's 100 critical occupations require an associate's degree or higher. The **top 29** highest-paying jobs require an associate's degree or higher, and all of the **top 10** require a bachelor's degree or higher.



Only **27.9%** of Oklahoma citizens hold a bachelor's degree or higher. The national average is nearly 38%.



Oklahoma has the **third-lowest** public higher education appropriations per FTE in the nation.



2023 HIGHER EDUCATION IMPACT

DISTRICT 8

CONNORS STATE COLLEGE • EASTERN OKLAHOMA STATE COLLEGE • NORTHEASTERN STATE UNIVERSITY • OKLAHOMA STATE UNIVERSITY INSTITUTE OF TECHNOLOGY • SEMINOLE STATE COLLEGE

BY THE NUMBERS

Enrollment

- During the 2021-22 academic year, 17,347 students enrolled at institutions in or adjacent to District 8.

Graduation

- During the 2021-22 academic year, 3,411 students graduated from institutions in or adjacent to District 8.

Oklahoma's Promise

- In District 8, 327 students from the 2022 high school graduating class qualified for the Oklahoma's Promise scholarship.
- Currently, 1,029 high school students in District 8 are enrolled in Oklahoma's Promise.
- Since inception in 1992, 6,804 high school students from District 8 have received the Oklahoma's Promise scholarship.
- During the 2021-22 academic year, nearly 1,400 students at public higher education institutions in or adjacent to District 8 received approximately \$6 million in scholarships from Oklahoma's Promise.

Concurrent Enrollment

- During the 2021-22 academic year, 1,817 students enrolled in 17,545 credit hours through concurrent courses at institutions in or adjacent to District 8.

**Oklahoma State Regents
for Higher Education**
405.225.9424
www.okhighered.org

Allison D. Garrett
Chancellor
agarrett@osrhe.edu

Dr. Jarrett Jobe
Vice Chancellor for
Governmental Relations
jjobe@osrhe.edu