

**Oklahoma High School
Indicators Project**

**Mean ACT Scores
by Oklahoma High School Site**

Oklahoma State Regents for Higher Education
655 Research Parkway, Suite 200, Oklahoma City, OK 73104

February 2007

OKLAHOMA STATE REGENTS FOR HIGHER EDUCATION

**John Massey, Chairman
Durant**

**Bill Burgess, Jr.
Vice Chairman
Lawton**

**James D. "Jimmy" Harrel
Leedey**

**Ronald H. White
Secretary
Oklahoma City**

**Cheryl P. Hunter
Oklahoma City**

**William Stuart Price
Assistant Secretary
Tulsa**

**Joseph L. Parker, Jr.
Tulsa**

**Julie Carson
Claremore**

**Carl R. Renfro
Ponca City**

**Glen D. Johnson
Chancellor**

The Oklahoma State Regents for Higher Education, in compliance with Titles VI and VII of the Civil Rights Act of 1964, Executive Order 11236 as amended, Title IX of the Education Amendments of 1972, Americans with Disabilities Act of 1990 and other federal laws, do not discriminate on the basis of race, color, national origin, sex, age, religion, handicap or status as a veteran in any of its policies, practices, or procedures. This includes, but is not limited to, admissions, employment, financial aid and educational services.

This publication, duplicated by the State Regents' central services, is issued by the Oklahoma State Regents for Higher Education as authorized by 70 O.S. 2001, Section 3206. Copies have been prepared and distributed internally. Copies have been deposited with the Publications Clearinghouse of the Oklahoma Department of Libraries.

Table of Contents

	Page
Background.....	1
Methodology.....	1
Summary of Results.....	2
Analysis.....	2
Recommendations.....	3
2006 High School Graduate Mean ACT Composite Scores Based on Highest Score by County.....	5
Oklahoma Map of Mean ACT Composite Scores for 2005 High School Graduates by County.....	6
2006 Mean ACT Scores by County, District, and High School Site.....	7

This page intentionally left blank.

Oklahoma Educational Indicators Project

Mean ACT Scores by High School Site

Background

With the passage of the "Oklahoma 2000 Education Challenge Act" in May of 1989, the state of Oklahoma affirmed a commitment to promoting excellence in the education of Oklahoma children. The act established that the State Board of Education publish annually a summary report of information provided by the Oklahoma Educational Indicators Project. The purpose of this program is to develop and implement a system of measures or indicators of educational performance. The act also mandated that the Oklahoma State Regents for Higher Education (OSRHE) cooperate in the annual publication of this report. The State Regents, with the cooperation of the State Department of Education and other agencies, has participated in the development of indicators of comparative educational standing and accomplishment. The High School Indicators Project reports on: (1) ACT scores, (2) college-going rates, (3) college credit hours and GPA, and (4) remediation rates.

This Mean ACT Scores High School Indicators Project report provides the mean ACT scores of Oklahoma high school graduates. The ACT test is a measure of educational development. Performance on the test is influenced by the student's educational experiences. The ACT Corporation cautions against using the ACT test scores in isolation from other measures to infer the overall quality of schools and education within a state. Specifically, the ACT tests are designed to measure high school students' educational development as related to their readiness to pursue further study at the college level.

The ACT test-takers included in this report are those students taking the ACT who were in the 2003 graduating class. For the twelfth year, Oklahoma has the opportunity to evaluate the performance of students who took the ACT exam. The mean ACT scores are reported by county, district, and high school site. For high schools with five or fewer ACT test-takers, an asterisk was entered to comply with the federal privacy act.

Methodology

The State Regents compute the mean ACT composite and subject scores for the state of Oklahoma and each individual high school site. This computation is based on the *highest* test score of those who took the ACT more than one time. ACT, Inc. calculates the mean ACT composite score on the *last* test score. Therefore, the computed mean ACT scores by OSRHE and ACT, Inc. are not comparable. For example, 2006 high school graduates earned a mean ACT composite of 20.7 when calculated using the highest score and 20.5 when calculated using the last score. The rationale for using the highest score is that Oklahoma higher education policies rely on ACT scores and other relevant data in making collegiate level decisions for the student. Consequently, the highest score more accurately reflects student achievement.

The student's ACT score is attributed to the high school where the highest score was earned. If the high school code does not match an Oklahoma high school, then other test dates are searched for a valid high school code. If no match is found for an Oklahoma resident, then the score is excluded from the report.

Summary of Results

The table of 2006 High School Graduate Mean ACT Scores on page 3 lists the composite scores by county. When counties are ranked from highest to lowest, Payne and Cleveland County are tied for highest mean score with 21.9; followed by Major County with 21.8. Washington, Tulsa, and Noble Counties are all tied for the third highest score with 21.6. The map found on page four depicts these same mean ACT composite scores categorized according to their range.

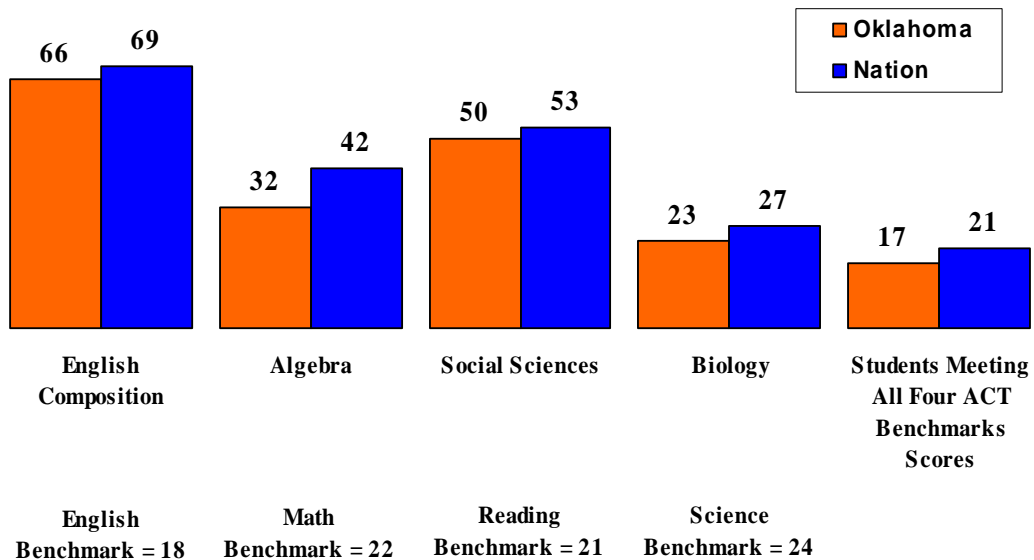
The mean ACT composite scores range from 13.7 for Dustin High School in Hughes 6 test-takers to 30.7 for the Oklahoma School of Science and Math in Oklahoma County with 78 test-takers. The high school with the largest number of students taking the ACT exam was Broken Arrow High School in Tulsa County with 709 test-takers and a mean ACT composite of 22.2, followed by Union High School in Tulsa County with 636 test-takers and a mean ACT composite of 22.4.

Subject scores are also based on the highest composite score for those 2006 graduates who took the ACT more than one time. Ranked highest to lowest the mean subject scores for the state of Oklahoma are as follows: reading (21.1), science (21.1), English (20.7), and mathematics (20.1). The scores range from a high of 31.7 in mathematics to a low of 12.3 in English.

Analysis


According to ACT, 1,206,455 high school graduates across the United States took the test. Oklahoma high school graduates represent 27,577 of these test-takers. Of these test takers many students fail to meet ACT's College Readiness Benchmark Scores which measure the number of ACT-tested graduates that will likely be ready for college level work. As few as 17 percent of the 2006 Oklahoma ACT tested graduates meet all four benchmarks as indicated in the graph below. This is four full points below the national average.

Percent 2006 Oklahoma ACT-Tested Graduates Ready for College-Level Work



A benchmark score is the minimum score needed in a subject area to indicate a 50% chance of obtaining a B or higher or 75% chance of obtaining a C or higher in the corresponding credit bearing college course.

During the last six years statewide scores are relatively unchanged in all subject areas except Reading. As shown in the graphs below reading scores 5 years ago were five tenths of a full point higher and seven tenths of a full point higher just two years ago.

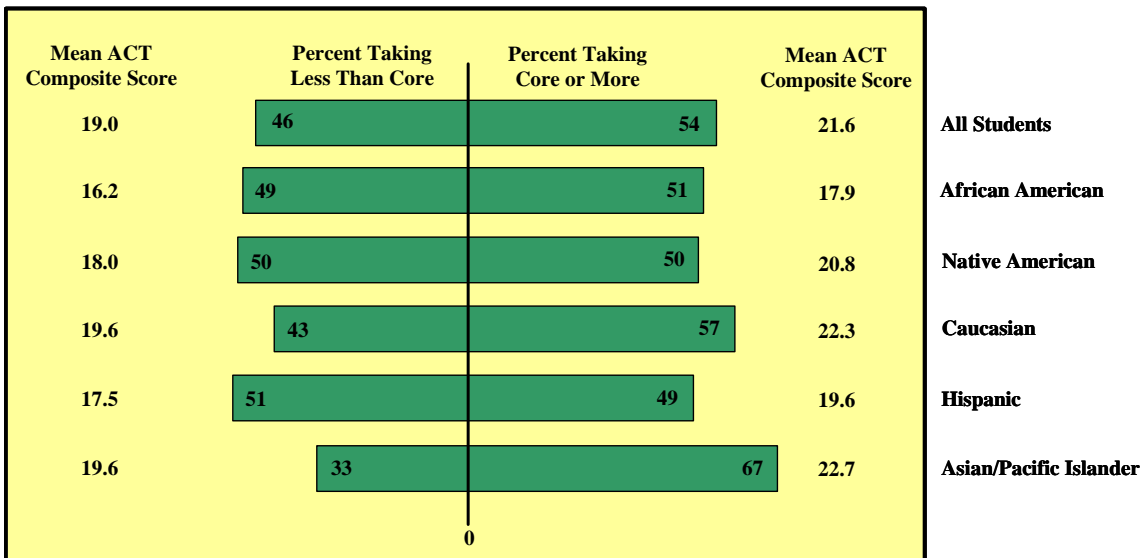


Since 2002, record numbers of minority students are taking the ACT. The largest increase (43 percent) is that of Hispanic students followed by African American (23 percent) and Native Americans (7 percent).

Recommendations

Too few Oklahoma students are taking the necessary core classes that would prepare them for college. This is especially true for math and science where 68 and 77 percent of students lack the necessary college preparatory coursework that would prepare them for College Algebra and Biology. Students taking core or more are more likely to enjoy greater success in college as

2006 Oklahoma Mean ACT Composite Scores by College Preparatory Core Coursework and Race/Ethnicity



indicated by the above graph. Recent legislation holds great promise in improving Oklahoma high school student’s success in college with the passing of SB1792, Achieving Classroom Excellence (ACE) Act of 2005. The act provides a framework for Oklahoma public schools to implement

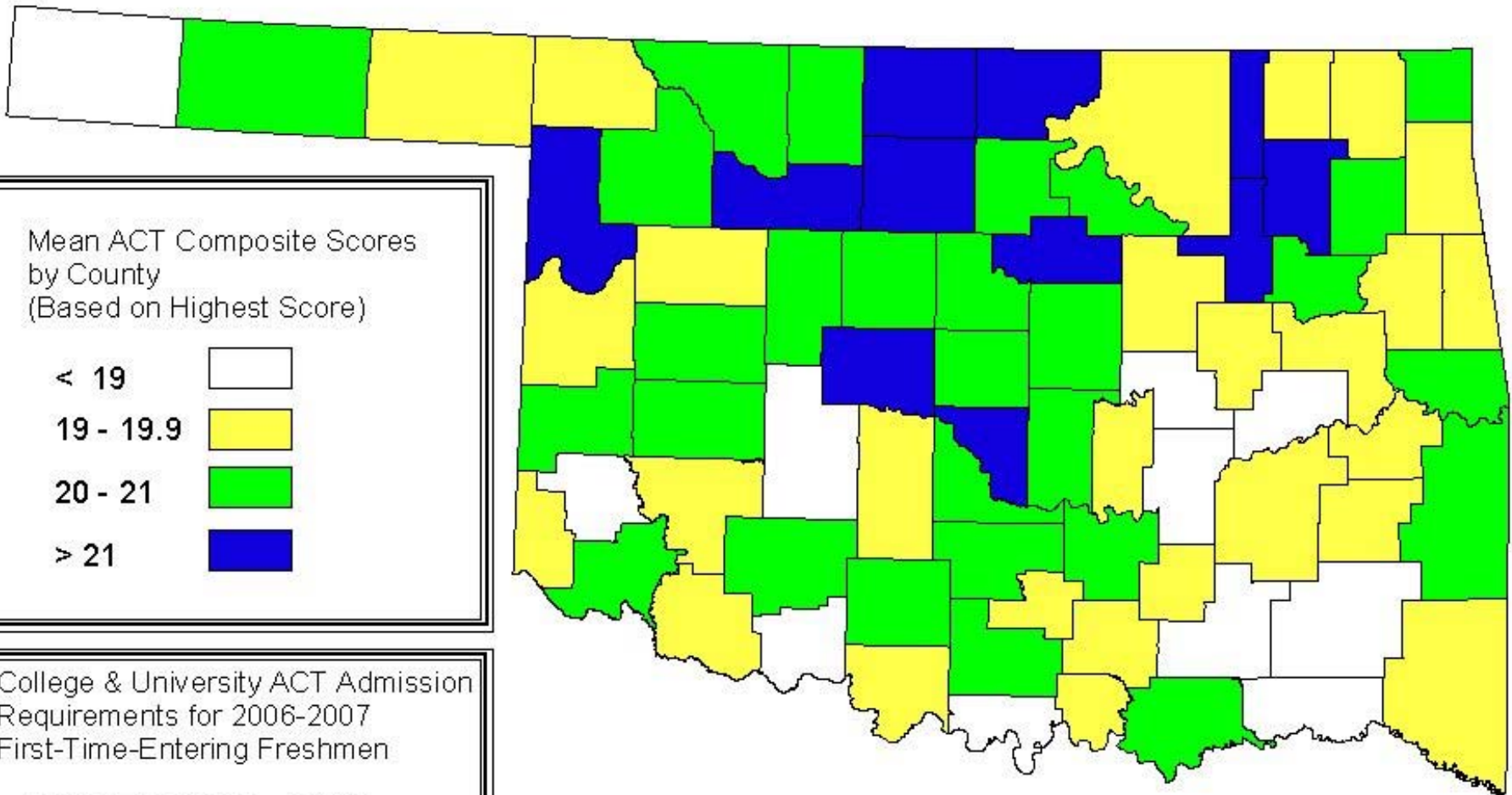
standards necessary for students to be prepared for college and the workforce. In brief the act requires that students entering the ninth grade automatically be enrolled in a college preparatory curriculum. The act also mandates tuition waivers for Oklahoma high school graduates meeting concurrent enrollment eligibility requirements; it provides financial incentives for public middle school math teachers to participate in professional development opportunities; every student must also demonstrate mastery in reading and math by the end of the eighth grade or be provided remediation, and; requires graduating Oklahoma high school seniors to take an exit exam.

Oklahoma's public colleges and universities can play an important role in helping primary and secondary schools take full advantage of these programs. Complete text of the bill can be found at <http://www.sos.state.ok.us/documents/Legislation/50th/2005/1R/SB/982.pdf>.

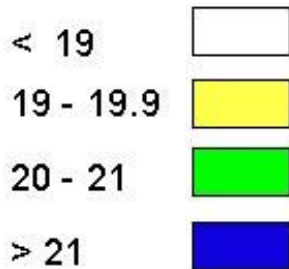
**2006 High School Graduate
Mean ACT Composite Scores Based on Highest
Score by County**

County	Composite Score	County	Composite Score
Adair	19.0	Le Flore	20.0
Alfalfa	20.3	Lincoln	20.5
Atoka	18.2	Logan	20.0
Beaver	19.4	Love	18.7
Beckham	20.8	Major	22.4
Blaine	20.6	Marshall	19.8
Bryan	20.0	Mayes	20.5
Caddo	17.7	Mc Clain	20.3
Canadian	21.3	Mc Curtain	19.3
Carter	20.1	Mc Intosh	18.8
Cherokee	19.9	Murray	19.9
Choctaw	18.9	Muskogee	19.9
Cimarron	17.9	Noble	20.8
Cleveland	22.0	Nowata	19.8
Coal	19.3	Okfuskee	18.5
Comanche	20.6	Oklahoma	21.0
Cotton	18.9	Okmulgee	19.2
Craig	19.8	Osage	19.7
Creek	19.7	Ottawa	20.1
Custer	20.1	Pawnee	20.0
Delaware	19.3	Payne	22.3
Dewey	19.3	Pittsburg	19.7
Ellis	21.1	Pontotoc	20.2
Garfield	21.5	Pottawatomie	20.9
Garvin	20.4	Pushmataha	18.9
Grady	19.5	Roger Mills	19.8
Grant	21.4	Rogers	21.1
Greer	18.9	Seminole	19.3
Harmon	19.2	Sequoyah	20.3
Harper	19.9	Stephens	20.7
Haskell	19.4	Texas	20.0
Hughes	18.5	Tillman	19.5
Jackson	20.5	Tulsa	21.8
Jefferson	19.8	Wagoner	20.0
Johnston	19.6	Washington	21.7
Kay	21.4	Washita	20.3
Kingfisher	20.6	Woods	20.7
Kiowa	19.8	Woodward	20.5
Latimer	19.4		
Oklahoma Highest ACT Composite Mean			20.7
Oklahoma Last ACT Composite Mean			20.5

MEAN ACT COMPOSITE SCORES 2006 HIGH SCHOOL GRADUATES



Mean ACT Composite Scores
by County
(Based on Highest Score)



College & University ACT Admission
Requirements for 2006-2007
First-Time-Entering Freshmen

<i>INSTITUTION</i>	<i>ACT</i>
OU	24
OSU	24
Regional	20
Two-year	No minimum

Oklahoma State Regents for Higher Education

2006 High School Graduate Mean ACT Scores Based on Highest Score

Report Printed 1/23/2007 10:28:01 AM

* Mean not computed (less than 6 testers)

County	Dist. No.	District	High School	ACT Code	Subject Scores					Testers
					English	Math.	Reading	Science	Composite	
Adair	P001	Accredited Non-Public	Cookson Hills Christian School	371922	*	*	*	*	*	*
Adair	I030	Cave Springs	Cave Springs High School	373385	*	*	*	*	*	*
Adair	I025	Stilwell	Stilwell High School	373390	18.7	18.3	19.4	18.9	18.9	77
Adair	I004	Watts	Watts High School	373820	17.6	19.2	17.0	20.1	18.3	9
Adair	I011	Westville	Westville High School	373890	18.7	17.4	19.6	19.7	18.9	56
County Mean					18.7	18.0	19.5	19.4	19.0	
Alfalfa	I001	Burlington	Burlington High School	370505	18.8	17.6	20.3	20.6	19.4	18
Alfalfa	I046	Cherokee	Cherokee High School	370705	22.0	22.2	22.7	23.1	22.4	18
Alfalfa	I093	Timberlake	Timberlake High School	371665	18.4	19.8	18.2	21.0	19.3	20
County Mean					19.7	19.8	20.3	21.5	20.3	
Atoka	I015	Atoka	Atoka High School	370225	17.4	17.0	17.9	18.3	17.8	44
Atoka	I026	Caney	Caney High School	370575	19.9	18.5	19.9	20.1	19.5	8
Atoka	I007	Stringtown	Stringtown High School	373410	16.0	16.4	19.2	18.4	17.1	9
Atoka	I019	Tushka	Tushka High School	373655	19.8	18.3	19.6	18.6	19.0	23
County Mean					18.1	17.4	18.7	18.5	18.2	
Beaver	I075	Balko	Balko High School	370255	16.2	17.8	19.3	19.7	18.3	6
Beaver	I022	Beaver	Beaver High School	370285	19.1	20.6	18.7	20.3	19.7	25
Beaver	I123	Forgan	Forgan High School	371330	18.5	18.5	20.5	21.4	19.6	8
Beaver	I128	Turpin	Turpin High School	373650	19.1	18.0	20.2	20.2	19.4	40
County Mean					18.8	18.8	19.7	20.3	19.4	
Beckham	I006	Elk City	Elk City High School	371200	20.8	20.5	21.2	21.8	21.1	99
Beckham	I051	Erick	Erick High School	371255	18.2	19.7	18.7	18.5	18.7	6
Beckham	I002	Merritt	Merritt High School	371210	20.0	19.8	21.3	20.8	20.5	24
Beckham	I031	Sayre	Sayre High School	373185	20.5	21.1	20.6	20.9	20.8	25
County Mean					20.5	20.5	21.0	21.3	20.8	
Blaine	I105	Canton	Canton High School	370580	18.2	19.3	19.1	20.3	19.0	23
Blaine	I080	Geary	Geary High School	371435	18.2	18.3	20.4	20.2	19.2	12

Oklahoma State Regents for Higher Education

2006 High School Graduate Mean ACT Scores Based on Highest Score

Report Printed 1/23/2007 10:28:02 AM

* Mean not computed (less than 6 testers)

County	Dist. No.	District	High School	ACT Code	Subject Scores				Composite	Testers
					English	Math.	Reading	Science		
Blaine	I009	Okeene	Okeene High School	372615	19.9	19.6	21.1	21.1	20.4	14
Blaine	I042	Watonga	Watonga High School	373815	23.3	21.4	22.0	23.6	22.4	30
County Mean					20.4	20.0	20.8	21.7	20.6	
Bryan	P001	Accredited Non-Public	Victory Life Academy	371129	20.2	20.6	22.1	19.3	20.4	18
Bryan	I003	Achille	Achille High School	370000	19.5	16.9	21.9	20.4	19.6	17
Bryan	I040	Bennington	Bennington High School	370300	18.2	17.6	18.9	18.2	18.4	13
Bryan	I005	Caddo	Caddo High School	370535	19.3	18.4	18.9	20.3	18.9	14
Bryan	I048	Calera	Calera High School	370545	19.9	18.2	20.9	20.0	19.9	21
Bryan	I004	Colbert	Colbert High School	370845	18.0	17.9	18.1	18.6	18.1	35
Bryan	I072	Durant	Durant High School	371127	21.4	20.9	21.2	21.8	21.3	120
Bryan	I002	Rock Creek	Rock Creek High School	370390	19.3	19.1	19.5	19.5	19.4	23
Bryan	I001	Silo	Silo High School	371125	19.1	17.2	19.4	19.4	18.7	23
County Mean					20.0	19.4	20.4	20.4	20.0	
Caddo	I020	Anadarko	Anadarko High School	370135	17.0	17.4	18.1	19.1	18.0	95
Caddo	B001	BIA	Riverside Indian School	370145	12.4	15.3	14.2	15.7	14.4	79
Caddo	I168	Binger-Oney	Binger-Oney High School	370325	19.2	17.4	18.7	19.1	18.3	10
Caddo	I056	Boone-Apache	Apache High School	370153	19.4	19.2	20.2	19.5	19.6	18
Caddo	I033	Carnegie	Carnegie High School	370615	18.1	18.2	18.5	19.3	18.5	33
Caddo	I160	Cement	Cement High School	370655	*	*	*	*	*	*
Caddo	I064	Cyril	Cyril High School	370980	18.5	17.6	17.9	19.0	18.2	17
Caddo	I167	Fort Cobb-Broxtton	Fort Cobb-Broxtton High School	371335	20.4	19.6	20.6	20.1	20.2	10
Caddo	I086	Gracemont	Gracemont High School	371505	*	*	*	*	*	*
Caddo	I161	Hinton	Hinton High School	371712	20.9	19.6	20.9	21.4	20.7	31
Caddo	I011	Hydro-Eakly	Hydro-Eakly High School	371860	18.1	18.1	18.9	17.9	18.4	18
Caddo	I012	Lookeba Sickles	Lookeba-Sickles High School	372150	20.3	18.3	19.4	19.0	19.1	11
County Mean					16.9	17.5	17.8	18.5	17.7	
Canadian	P002	Accredited Non-Public	Southwest Covenant School	374018	23.8	23.9	22.5	23.7	23.3	27
Canadian	I076	Calumet	Calumet High School	370550	17.5	18.2	18.2	18.6	18.4	11
Canadian	I034	El Reno	El Reno High School	371230	19.5	18.9	19.9	20.2	19.6	91
Canadian	I069	Mustang	Mustang High School	372500	21.4	20.7	21.9	21.8	21.4	354

Oklahoma State Regents for Higher Education

2006 High School Graduate Mean ACT Scores Based on Highest Score

Report Printed 1/23/2007 10:28:02 AM

* Mean not computed (less than 6 testers)

County	Dist. No.	District	High School	ACT Code	Subject Scores				Composite	Testers
					English	Math.	Reading	Science		
Canadian	P000	Not-Accredited Non-Public	Windsor Hills Baptist School	372701	*	*	*	*	*	*
Canadian	I022	Piedmont	Piedmont High School	372865	21.2	20.3	22.1	21.8	21.4	111
Canadian	I057	Union City	Union City High School	373680	19.2	19.0	18.3	19.5	19.1	10
Canadian	I027	Yukon	Yukon High School	374020	21.8	20.9	22.1	21.9	21.7	245
County Mean						21.3	20.6	21.7	21.7	21.3
Carter	I019	Ardmore	Ardmore High School	370178	19.5	18.9	19.4	19.9	19.4	109
Carter	I077	Dickson	Dickson High School	370180	19.4	19.3	19.9	20.6	19.8	59
Carter	I074	Fox	Fox High School	371375	16.0	18.3	17.9	17.8	17.7	12
Carter	I055	Healdton	Healdton High School	371655	21.4	20.3	21.8	22.3	21.2	16
Carter	I032	Lone Grove	Lone Grove High School	372130	20.3	20.2	20.7	20.5	20.5	45
Carter	I027	Plainview	Plainview High School	370195	22.2	21.0	21.6	21.3	21.5	98
Carter	I021	Springer	Springer High School	373345	*	*	*	*	*	*
Carter	I043	Wilson	Wilson High School	373950	18.3	17.9	19.4	20.4	19.0	26
County Mean						20.2	19.6	20.2	20.5	20.1
Cherokee	B001	BIA	Sequoyah High School	373453	17.7	17.9	17.1	18.9	18.0	49
Cherokee	I016	Hulbert	Hulbert High School	371845	17.3	17.5	18.0	18.7	17.8	22
Cherokee	I006	Keys	Keys High School	372793	17.5	17.6	19.3	19.0	18.3	35
Cherokee	I035	Tahlequah	Tahlequah High School	373455	21.4	19.6	21.3	21.4	20.9	195
County Mean						20.1	18.9	20.2	20.5	19.9
Choctaw	I001	Boswell	Boswell High School	370410	15.8	18.0	18.9	17.9	17.9	15
Choctaw	I002	Ft Towson	Fort Towson High School	371360	17.6	17.1	16.5	19.0	17.6	11
Choctaw	I039	Hugo	Hugo High School	371840	19.1	19.4	19.4	19.9	19.5	56
Choctaw	I004	Soper	Soper High School	373310	18.1	15.6	19.7	18.3	17.9	9
County Mean						18.3	18.5	19.0	19.3	18.9
Cimarron	I002	Boise City	Boise City High School	370385	16.7	17.9	17.5	18.8	17.6	26
Cimarron	I010	Felt	Felt High School	371305	16.7	17.0	16.6	18.1	17.1	9
Cimarron	I011	Keyes	Keyes High School	371975	18.3	20.1	18.8	21.0	19.4	10
County Mean						17.0	18.2	17.6	19.1	17.9
Cleveland	I057	Lexington	Lexington High School	372105	19.9	19.4	20.3	20.8	20.0	43

Oklahoma State Regents for Higher Education

2006 High School Graduate Mean ACT Scores Based on Highest Score

Report Printed 1/23/2007 10:28:02 AM

* Mean not computed (less than 6 testers)

County	Dist. No.	District	High School	ACT Code	Subject Scores				Composite	Testers
					English	Math.	Reading	Science		
Cleveland	I070	Little Axe	Little Axe High School	372554	19.4	18.3	19.4	19.3	19.1	29
Cleveland	I002	Moore	Westmoore High School	372697	22.2	21.7	22.2	22.2	22.1	472
Cleveland	I002	Moore	Moore High School	372415	20.8	20.6	21.5	21.6	21.1	332
Cleveland	I040	Noble	Noble High School	372550	20.4	20.2	20.6	20.7	20.5	112
Cleveland	I029	Norman	Norman High School North	372557	23.1	22.5	23.4	23.1	23.0	349
Cleveland	I029	Norman	Norman High School	372555	23.2	21.9	23.9	22.8	22.9	312
Cleveland	P005	Not-Accredited Non-Public	Community Christian School	372552	22.0	21.8	21.4	21.7	21.7	45
County Mean						22.1	21.5	22.4	22.2	22.0
Coal	I001	Coalgate	Coalgate High School	370840	18.9	19.1	19.1	20.1	19.3	35
Coal	I004	Olney	Olney High School	370842	*	*	*	*	*	*
Coal	I002	Tupelo	Tupelo High School	373645	18.9	17.8	19.1	20.3	19.3	8
County Mean						19.0	18.7	19.2	20.0	19.3
Comanche	I001	Cache	Cache High School	370530	20.8	19.5	21.6	21.3	20.7	52
Comanche	I132	Chattanooga	Chattanooga High School	370680	21.1	19.4	20.5	21.0	20.6	19
Comanche	I016	Elgin	Elgin High School	371195	18.7	19.0	19.6	20.1	19.3	59
Comanche	I009	Fletcher	Fletcher High School	371320	19.7	19.6	21.0	20.5	20.1	25
Comanche	I004	Geronimo	Geronimo High School	371450	19.7	19.3	21.8	20.0	20.1	10
Comanche	I002	Indiahoma	Indiahoma High School	371875	19.3	18.0	22.1	21.4	20.1	8
Comanche	I008	Lawton	Mac Arthur High School	372064	21.3	20.0	21.1	20.8	20.8	207
Comanche	I008	Lawton	Eisenhower High School	372066	20.6	20.1	21.3	21.3	20.8	261
Comanche	I008	Lawton	Lawton High School	372070	20.3	19.9	20.8	20.5	20.4	160
Comanche	N000	Not-Accredited Non-Public	Lawton Christian School	372069	23.6	21.0	21.2	20.9	21.6	22
Comanche	I003	Sterling	Sterling High School	373357	21.8	21.1	23.6	21.3	22.1	17
County Mean						20.7	19.9	21.1	20.9	20.6
Cotton	I333	Big Pasture	Big Pasture High School	373005	19.9	19.8	20.2	21.5	20.3	10
Cotton	I101	Temple	Temple High School	373500	21.7	20.4	19.9	21.1	21.0	7
Cotton	I001	Walters	Walters High School	373780	17.7	16.8	18.2	19.1	17.9	29
County Mean						18.8	18.0	18.9	20.0	18.9
Craig	I020	Bluejacket	Bluejacket High School	370380	*	*	*	*	*	*

Oklahoma State Regents for Higher Education

2006 High School Graduate Mean ACT Scores Based on Highest Score

Report Printed 1/23/2007 10:28:02 AM

* Mean not computed (less than 6 testers)

County	Dist. No.	District	High School	ACT Code	Subject Scores				Composite	Testers
					English	Math.	Reading	Science		
Craig	I006	Ketchum	Ketchum High School	371970	17.9	18.1	19.6	19.9	18.9	34
Craig	I065	Vinita	Vinita High School	373747	19.6	19.2	20.0	20.3	19.9	81
Craig	I017	Welch	Welch High School	373860	22.2	19.6	20.6	22.0	21.1	25
Craig	I001	White Oak	White Oak High School	373748	16.7	16.3	19.5	18.8	17.7	6
County Mean					19.6	18.8	20.1	20.5	19.8	
Creek	I002	Bristow	Bristow High School	370465	20.3	18.5	20.5	20.0	19.8	82
Creek	I021	Depew	Depew High School	371045	18.6	18.1	18.7	19.8	18.7	21
Creek	I039	Drumright	Drumright High School	371095	17.5	17.7	19.6	18.8	18.3	21
Creek	I031	Kellyville	Kellyville High School	371935	19.3	18.7	21.3	19.4	19.7	45
Creek	I018	Kiefer	Kiefer High School	371985	18.3	18.2	18.8	18.6	18.2	19
Creek	I003	Mannford	Mannford High School	372230	20.4	19.4	20.5	20.6	20.3	64
Creek	I005	Mounds	Mounds High School	372440	22.4	20.7	22.9	21.9	22.0	37
Creek	I020	Oilton	Oilton High School	372595	18.8	19.1	20.1	19.8	19.8	13
Creek	I017	Olive	Olive High School	371100	18.6	20.4	18.9	20.2	19.7	18
Creek	I033	Sapulpa	Sapulpa High School	373170	19.1	18.7	19.6	20.1	19.4	202
County Mean					19.6	18.9	20.2	20.1	19.7	
Custer	I005	Arapaho	Arapaho High School	370165	19.2	19.6	19.8	20.6	19.8	9
Custer	I046	Butler	Butler High School	370520	*	*	*	*	*	*
Custer	I099	Clinton	Clinton High School	370810	17.3	18.5	18.8	19.5	18.4	68
Custer	I007	Thomas-Fay-Custer Unified	Thomas High School	373530	16.8	18.2	16.7	20.1	17.7	22
Custer	I026	Weatherford	Weatherford High School	373850	22.6	21.4	21.8	22.2	22.0	91
County Mean					19.9	19.9	20.0	20.9	20.1	
Delaware	I004	Colcord	Colcord High School	370855	18.0	16.4	18.8	18.1	18.0	33
Delaware	I002	Grove	Grove High School	371550	20.5	19.9	21.0	21.1	20.6	122
Delaware	I001	Jay	Jay High School	371890	18.7	17.7	19.6	19.2	18.9	61
Delaware	I003	Kansas	Kansas High School	371925	16.0	16.8	18.4	18.4	17.4	34
Delaware	I005	Oaks-Mission	Oaks Mission High School	372580	15.8	16.9	18.0	17.0	16.8	14
County Mean					18.9	18.4	19.9	19.7	19.3	
Dewey	I008	Seiling	Seiling High School	373195	18.0	17.9	19.6	19.7	18.8	28

Oklahoma State Regents for Higher Education

2006 High School Graduate Mean ACT Scores Based on Highest Score

Report Printed 1/23/2007 10:28:02 AM

* Mean not computed (less than 6 testers)

County	Dist. No.	District	High School	ACT Code	Subject Scores				Composite	Testers
					English	Math.	Reading	Science		
Dewey	I010	Taloga-Oakwood	Taloga High School	373480	*	*	*	*	*	*
Dewey	I005	Vici	Vici High School	373730	19.5	19.9	19.4	21.6	20.0	11
County Mean					18.6	18.7	19.8	20.4	19.3	
Ellis	I003	Arnett	Arnett High School	370205	21.2	22.3	22.6	22.7	22.2	9
Ellis	I002	Fargo	Fargo High School	371290	24.3	20.8	22.3	22.3	22.6	12
Ellis	I039	Gage	Gage High School	371410	*	*	*	*	*	*
Ellis	I042	Shattuck	Shattuck High School	373250	18.6	19.5	19.6	20.0	19.1	11
County Mean					21.1	20.5	21.5	21.3	21.1	
Garfield	I042	Chisholm	Chisholm High School	371241	21.2	22.4	21.2	21.7	21.5	54
Garfield	I094	Covington-Douglas	Covington-Douglas High School	370915	19.8	19.2	20.0	20.8	19.7	23
Garfield	I085	Drummond	Drummond High School	371090	21.8	21.8	23.2	21.9	22.2	13
Garfield	I057	Enid	Lincoln Academy	373367	*	*	*	*	*	*
Garfield	I057	Enid	Enid High School	371242	21.6	20.7	22.1	22.1	21.7	229
Garfield	I047	Garber	Garber High School	371420	22.2	22.6	20.5	22.2	21.8	13
Garfield	I018	Kremlin-Hillsdale	Kremlin High School	372040	23.8	23.7	23.1	23.5	23.5	13
Garfield	P004	Not-Accredited Non-Public	Oklahoma Bible Academy	372365	23.4	22.5	24.0	23.5	23.4	36
Garfield	I056	Pioneer-Pleasant Vale	Pioneer-Pleasant Vale High School	373830	19.8	19.3	19.6	20.3	19.8	32
Garfield	I001	Waukomis	Waukomis High School	373825	20.1	19.8	20.8	20.1	20.2	22
County Mean					21.5	21.0	21.8	21.9	21.5	
Garvin	I072	Elmore City-Pernell	Elmore City High School	371220	19.9	21.3	19.9	21.2	20.6	20
Garvin	I009	Lindsay	Lindsay High School	372110	23.0	21.4	23.1	22.5	22.5	41
Garvin	I007	Maysville	Maysville High School	372315	18.4	20.9	19.6	22.3	20.3	14
Garvin	I005	Paoli	Paoli High School	372810	17.7	20.7	17.0	20.4	18.9	9
Garvin	I018	Pauls Valley	Pauls Valley High School	372800	20.4	20.3	20.3	19.8	20.2	66
Garvin	I002	Stratford	Stratford High School	373405	17.4	18.2	18.0	19.0	18.3	24
Garvin	I038	Wynnewood	Wynnewood High School	373990	20.1	18.8	19.9	19.6	19.6	24
County Mean					20.2	20.2	20.3	20.6	20.4	
Grady	I056	Alex	Alex High School	370075	19.4	19.5	19.6	20.5	19.7	19
Grady	I128	Amber-Pocasset	Amber-Pocasset High School	370120	19.2	21.0	19.5	21.5	20.5	25

Oklahoma State Regents for Higher Education

2006 High School Graduate Mean ACT Scores Based on Highest Score

Report Printed 1/23/2007 10:28:03 AM

* Mean not computed (less than 6 testers)

County	Dist. No.	District	High School	ACT Code	Subject Scores				Composite	Testers
					English	Math.	Reading	Science		
Grady	I095	Bridge Creek	Bridge Creek High School	370355	19.3	18.9	19.9	19.7	19.4	40
Grady	I001	Chickasha	Chickasha High School	370718	19.7	19.2	20.4	20.0	19.8	109
Grady	I002	Minco	Minco High School	372405	18.9	18.1	18.9	18.6	18.5	29
Grady	I051	Ninnekah	Ninnekah High School	372545	19.7	19.9	20.0	21.6	20.2	20
Grady	I068	Rush Springs	Rush Springs High School	373115	19.0	18.6	20.2	19.9	19.5	15
Grady	I097	Tuttle	Tuttle High School	373670	18.8	18.7	19.1	19.5	19.0	62
Grady	I099	Verden	Verden High School	373715	17.9	17.8	16.3	17.6	17.6	9
County Mean					19.3	19.1	19.7	19.9	19.5	
Grant	I095	Deer-Creek Lamont	Deer Creek-Lamont High School	372050	22.3	22.9	21.7	21.5	22.3	15
Grant	I054	Medford	Medford High School	372355	22.5	21.4	23.1	22.8	22.5	17
Grant	I090	Pond Creek-Hunter	Pond Creek-Hunter High School	372910	19.5	19.4	20.3	21.0	20.0	22
Grant	I033	Wakita	Wakita High School	373770	20.6	20.5	22.4	21.6	21.4	8
County Mean					21.1	20.9	21.7	21.7	21.4	
Greer	I003	Granite	Granite High School	371525	20.6	19.8	21.5	21.4	20.8	19
Greer	I001	Mangum	Mangum High School	372215	17.3	17.6	18.4	18.5	18.0	41
County Mean					18.3	18.3	19.4	19.4	18.9	
Harmon	I066	Hollis	Hollis High School	371775	19.1	19.5	18.8	19.5	19.2	27
County Mean					19.1	19.5	18.8	19.5	19.2	
Harper	I004	Buffalo	Buffalo High School	370495	18.1	19.6	17.7	19.9	18.8	13
Harper	I001	Laverne	Laverne High School	372060	21.0	20.8	19.9	20.8	20.5	23
County Mean					19.9	20.4	19.1	20.5	19.9	
Haskell	I043	Keota	Keota High School	371965	15.6	16.7	17.5	16.9	16.6	23
Haskell	I013	Kinta	Kinta High School	372005	*	*	*	*	*	*
Haskell	I037	Mc Curtain	Mc Curtain High School	372335	16.1	16.7	15.6	16.7	16.3	9
Haskell	I020	Stigler	Stigler High School	373365	21.7	20.3	22.9	21.6	21.6	46
County Mean					19.2	18.6	20.4	19.5	19.4	
Hughes	I048	Calvin	Calvin High School	370555	15.7	20.4	16.7	18.4	17.7	7
Hughes	I009	Dustin	Dustin High School	371150	12.5	14.3	13.7	14.3	13.7	6

Oklahoma State Regents for Higher Education

2006 High School Graduate Mean ACT Scores Based on Highest Score

Report Printed 1/23/2007 10:28:03 AM

* Mean not computed (less than 6 testers)

County	Dist. No.	District	High School	ACT Code	Subject Scores				Composite	Testers
					English	Math.	Reading	Science		
Hughes	I035	Holdenville	Holdenville High School	371750	18.5	19.3	19.0	19.3	19.0	46
Hughes	I001	Moss	Moss High School	371760	18.8	17.7	18.4	19.1	18.4	15
Hughes	I054	Stuart	Stuart High School	373425	18.2	19.8	17.9	20.3	18.8	12
Hughes	I005	Wetumka	Wetumka High School	373900	20.2	17.7	21.1	21.2	19.9	11
County Mean					18.1	18.7	18.5	19.3	18.5	
Jackson	I018	Altus	Altus High School	370105	21.1	20.0	21.2	21.2	20.9	139
Jackson	I054	Blair	Blair High School	370345	18.8	18.3	20.0	21.9	19.6	8
Jackson	I014	Duke	Duke High School	371105	17.3	17.9	20.1	20.0	18.6	7
Jackson	I025	Eldorado	Eldorado High School	371190	18.2	17.9	20.1	19.3	19.2	9
Jackson	I001	Navajo	Navajo High School	370112	19.5	19.0	21.7	20.3	20.2	24
Jackson	I035	Olustee	Olustee High School	372750	20.3	19.0	22.4	20.5	20.4	8
County Mean					20.5	19.6	21.2	21.0	20.5	
Jefferson	I014	Ringling	Ringling High School	373060	18.6	18.3	19.5	20.3	19.2	26
Jefferson	I001	Ryan	Ryan High School	373120	18.4	17.3	20.3	17.8	18.4	12
Jefferson	I023	Waurika	Waurika High School	373837	20.3	20.0	21.4	22.5	21.2	22
County Mean					19.2	18.7	20.3	20.6	19.8	
Johnston	I035	Coleman	Coleman High School	370860	19.8	19.1	19.9	18.9	19.4	15
Johnston	I029	Milburn	Milburn High School	372390	*	*	*	*	*	*
Johnston	I002	Mill Creek	Mill Creek High School	372400	*	*	*	*	*	*
Johnston	I020	Tishomingo	Tishomingo High School	373550	20.5	19.9	20.3	21.1	20.5	53
Johnston	I037	Wapanucka	Wapanucka High School	373795	16.4	16.6	17.8	17.1	17.2	17
County Mean					19.6	19.0	19.8	19.9	19.6	
Kay	I045	Blackwell	Blackwell High School	370340	20.3	20.1	21.4	20.8	20.6	38
Kay	I018	Braman	Braman High School	370445	22.1	19.1	21.3	22.1	20.9	7
Kay	I029	Newkirk	Newkirk High School	372535	21.1	21.2	20.9	21.8	21.5	20
Kay	I071	Ponca City	Ponca City High School	372895	21.8	21.2	22.1	22.2	21.8	196
Kay	I087	Tonkawa	Tonkawa High School	373560	19.5	21.4	20.1	20.2	20.4	29
County Mean					21.3	21.0	21.7	21.8	21.4	
Kingfisher	I089	Cashion	Cashion High School	370645	19.3	19.5	20.7	20.8	20.1	32

Oklahoma State Regents for Higher Education

2006 High School Graduate Mean ACT Scores Based on Highest Score

Report Printed 1/23/2007 10:28:03 AM

* Mean not computed (less than 6 testers)

County	Dist. No.	District	High School	ACT Code	Subject Scores				Composite	Testers
					English	Math.	Reading	Science		
Kingfisher	I002	Dover	Dover High School	371080	18.3	20.7	19.9	20.1	19.8	9
Kingfisher	I016	Hennessey	Hennessey High School	371675	19.1	20.3	19.7	20.9	20.0	32
Kingfisher	I007	Kingfisher	Kingfisher High School	371995	20.6	20.7	20.5	21.6	21.0	80
Kingfisher	I003	Lomega	Lomega High School	372760	20.9	21.1	19.8	22.6	20.9	8
Kingfisher	I105	Okarche	Okarche High School	372607	20.4	21.0	21.2	21.5	21.0	24
County Mean					20.0	20.5	20.4	21.3	20.6	
Kiowa	I001	Hobart	Hobart High School	371740	19.3	19.3	19.0	19.8	19.5	49
Kiowa	I002	Lone Wolf	Lone Wolf High School	372135	*	*	*	*	*	*
Kiowa	I003	Mountain View-Gotebo	Mountain View-Gotebo High School	372455	21.1	20.2	21.2	21.4	21.0	10
Kiowa	I004	Snyder	Snyder High School	373305	18.3	18.4	19.4	19.7	19.0	19
County Mean					19.5	19.3	19.6	20.2	19.8	
Latimer	I003	Buffalo Valley	Buffalo Valley High School	373470	18.7	18.8	19.0	19.9	19.1	10
Latimer	I004	Panola	Panola High School	372798	*	*	*	*	*	*
Latimer	I002	Red Oak	Red Oak High School	373030	18.8	15.3	18.3	17.5	17.8	12
Latimer	I001	Wilburton	Wilburton High School	373930	20.2	19.9	21.5	20.4	20.3	30
County Mean					19.3	18.7	20.2	19.5	19.4	
Le Flore	I091	Arkoma	Arkoma High School	370203	17.7	17.5	16.7	18.3	17.5	6
Le Flore	I026	Bokoshe	Bokoshe High School	370395	16.6	18.5	19.9	18.9	18.4	8
Le Flore	I017	Cameron	Cameron High School	370565	16.8	16.2	18.0	18.6	17.4	11
Le Flore	I003	Heavener	Heavener High School	371660	18.9	18.6	18.7	19.7	19.1	36
Le Flore	I067	Howe	Howe High School	371825	17.9	19.1	17.3	19.6	18.5	11
Le Flore	I016	Le Flore	Le Flore High School	372085	17.3	17.9	19.7	19.0	18.2	9
Le Flore	I020	Panama	Panama High School	372795	17.3	17.4	18.7	18.6	18.1	38
Le Flore	I007	Pocola	Pocola High School	372887	19.3	18.4	20.3	19.6	19.4	23
Le Flore	I029	Poteau	Poteau High School	372930	21.9	19.7	21.8	21.2	21.1	100
Le Flore	I002	Spiro	Spiro High School	373340	20.4	20.8	20.2	20.8	20.5	35
Le Flore	I052	Talihina	Talihina High School	373475	24.6	20.9	23.8	22.8	23.2	10
Le Flore	I062	Whitesboro	Whitesboro High School	373925	22.2	20.0	23.0	23.3	21.8	6
Le Flore	I049	Wister	Wister High School	373965	23.2	20.6	23.2	21.8	22.3	16

Oklahoma State Regents for Higher Education

2006 High School Graduate Mean ACT Scores Based on Highest Score

Report Printed 1/23/2007 10:28:03 AM

* Mean not computed (less than 6 testers)

County	Dist. No.	District	High School	ACT Code	Subject Scores				Composite	Testers
					English	Math.	Reading	Science		
County Mean					20.1	19.1	20.4	20.3	20.0	
Lincoln	I134	Agra	Agra High School	370055	21.0	20.5	23.2	20.3	21.5	6
Lincoln	I105	Carney	Carney High School	370620	18.2	20.0	19.4	20.1	19.2	9
Lincoln	I001	Chandler	Chandler High School	370675	19.5	18.7	21.1	20.1	20.0	47
Lincoln	I003	Davenport	Davenport High School	370995	19.2	18.8	17.6	19.4	18.8	11
Lincoln	I095	Meeker	Meeker High School	372360	20.8	20.9	22.2	22.7	21.7	47
Lincoln	I103	Prague	Prague High School	372940	22.0	20.3	22.1	22.2	21.6	55
Lincoln	I054	Stroud	Stroud High School	373415	20.7	18.9	20.4	20.3	20.1	39
Lincoln	I004	Wellston	Wellston High School	373885	18.4	19.2	19.1	19.8	18.9	32
County Mean					20.3	19.7	21.0	21.0	20.5	
Logan	I014	Coyle	Coyle High School	370930	16.8	18.1	18.4	18.2	17.9	12
Logan	I002	Crescent	Crescent High School	370945	18.4	19.3	18.7	19.7	19.2	31
Logan	I001	Guthrie	Guthrie High School	371565	19.9	18.9	20.8	20.8	20.1	113
Logan	I003	Mulhall-Orlando	Mulhall-Orlando High School	372775	21.0	22.7	21.0	22.7	21.7	20
County Mean					19.5	19.3	20.3	20.7	20.0	
Love	I016	Marietta	Marietta High School	372255	17.9	19.1	18.5	19.6	18.8	63
Love	I004	Thackerville	Thackerville High School	373525	18.2	17.8	18.3	20.0	18.5	10
Love	I005	Turner	Turner High School	370510	18.2	18.1	17.7	20.4	18.5	13
County Mean					17.9	18.8	18.3	19.8	18.7	
Major	I004	Aline-Cleo	Aline-Cleo Springs High School	370085	20.6	24.4	20.4	23.1	21.9	8
Major	I092	Cimarron	Cimarron High School	372045	21.3	20.9	19.4	20.9	20.7	18
Major	I084	Fairview	Fairview High School	371280	24.1	24.6	24.0	23.6	23.9	44
Major	P000	Not-Accredited Non-Public	Marantha Christian Academy	370369	*	*	*	*	*	*
Major	I001	Ringwood	Ringwood High School	373070	20.6	21.1	21.3	21.2	20.9	14
County Mean					22.5	23.0	22.2	22.4	22.4	
Marshall	I003	Kingston	Kingston High School	372000	19.2	19.0	21.4	20.5	20.0	36
Marshall	I002	Madill	Madill High School	372185	19.0	19.0	20.2	20.4	19.6	50
County Mean					19.1	19.0	20.7	20.4	19.8	

Oklahoma State Regents for Higher Education

2006 High School Graduate Mean ACT Scores Based on Highest Score

Report Printed 1/23/2007 10:28:03 AM

* Mean not computed (less than 6 testers)

County	Dist. No.	District	High School	ACT Code	Subject Scores				Composite	Testers	
					English	Math.	Reading	Science			
Mayes	P001	Accredited Non-Public	Bradford Christian School	372953	*	*	*	*	*	*	
Mayes	I002	Adair	Adair High School	370030	20.0	19.1	19.2	20.4	19.6	44	
Mayes	I032	Chouteau-Mazie	Chouteau High School	370765	18.2	17.9	20.4	20.0	19.1	29	
Mayes	I017	Locust Grove	Locust Grove High School	372125	19.8	18.2	21.3	20.8	20.1	64	
Mayes	I001	Pryor	Pryor High School	372955	22.4	20.2	22.1	21.7	21.6	106	
Mayes	I016	Salina	Salina High School	373140	18.9	18.6	19.4	21.0	19.7	34	
County Mean						20.6	19.1	21.0	21.0	20.5	
Mc Clain	I029	Blanchard	Blanchard High School	370353	21.4	21.3	22.2	21.9	21.7	63	
Mc Clain	I002	Dibble	Dibble High School	371058	16.9	16.1	17.4	18.4	17.3	29	
Mc Clain	I001	Newcastle	Newcastle High School	372530	20.1	20.0	19.4	21.2	20.2	52	
Mc Clain	I015	Purcell	Purcell High School	372965	20.0	21.1	20.9	21.9	20.9	48	
Mc Clain	I005	Washington	Washington High School	373805	19.8	19.5	20.8	20.8	20.1	43	
Mc Clain	I010	Wayne	Wayne High School	373840	18.2	17.5	20.5	20.6	19.1	14	
County Mean						19.9	19.9	20.5	21.1	20.3	
Mc Curtain	I071	Battiest	Battiest High School	370275	19.0	18.6	19.4	19.2	19.1	16	
Mc Curtain	I074	Broken Bow	Broken Bow High School	370478	18.9	18.6	19.3	20.0	19.1	107	
Mc Curtain	I013	Eagletown	Eagletown High School	371155	14.7	15.2	15.4	16.9	15.7	10	
Mc Curtain	I006	Haworth	Haworth High School	371635	19.0	20.1	21.0	21.8	20.5	42	
Mc Curtain	I005	Idabel	Idabel High School	371870	18.5	17.8	19.0	19.4	18.8	45	
Mc Curtain	I014	Smithville	Smithville High School	373300	17.1	17.5	18.0	18.9	18.1	17	
Mc Curtain	I011	Valliant	Valliant High School	373695	20.5	19.3	20.6	20.3	20.1	45	
Mc Curtain	I039	Wright City	Wright City High School	373980	19.3	18.4	19.8	20.4	19.4	28	
County Mean						18.9	18.6	19.5	20.0	19.3	
Mc Intosh	I019	Checotah	Checotah High School	370690	19.0	18.4	18.8	19.5	19.0	66	
Mc Intosh	I001	Eufaula	Eufaula High School	371265	19.2	18.3	19.4	19.5	19.0	54	
Mc Intosh	I064	Hanna	Hanna High School	371590	*	*	*	*	*	*	
Mc Intosh	I027	Midway	Midway High School	370910	16.0	18.0	17.7	17.4	17.4	7	
County Mean						18.8	18.2	18.9	19.4	18.8	
Murray	I010	Davis	Davis High School	371015	19.8	18.9	19.3	19.6	19.4	31	

Oklahoma State Regents for Higher Education

2006 High School Graduate Mean ACT Scores Based on Highest Score

Report Printed 1/23/2007 10:28:03 AM

* Mean not computed (less than 6 testers)

County	Dist. No.	District	High School	ACT Code	Subject Scores				Composite	Testers
					English	Math.	Reading	Science		
Murray	I001	Sulphur	Sulphur High School	373435	20.5	20.5	19.8	21.1	20.2	45
County Mean						20.2	19.8	19.6	20.5	19.9
Muskogee	I004	Boynton	Boynton-Moton High School	370425	*	*	*	*	*	*
Muskogee	I046	Braggs	Braggs High School	370440	*	*	*	*	*	*
Muskogee	I003	Ft Gibson	Fort Gibson High School	371340	22.4	20.1	21.9	22.2	21.8	87
Muskogee	I002	Haskell	Haskell High School	371625	19.4	18.8	18.6	19.6	19.2	40
Muskogee	I029	Hilldale	Hilldale High School	372483	20.8	20.0	22.1	22.0	21.2	67
Muskogee	I020	Muskogee	Muskogee High School	372485	19.4	18.6	19.9	19.5	19.3	169
Muskogee	I008	Oktaha	Oktaha High School	372735	19.9	18.2	20.6	19.9	19.5	40
Muskogee	I088	Porum	Porum High School	372925	16.2	16.2	17.3	18.2	17.1	15
Muskogee	H000	State Supported (Other)	Oklahoma School for the Blind (Parkview School)	372494	15.3	14.8	17.5	15.8	15.8	13
Muskogee	I074	Warner	Warner High School	373800	20.6	20.3	21.4	21.8	20.7	25
Muskogee	I006	Webbers Falls	Webbers Falls High School	373855	16.4	17.3	15.8	18.2	17.2	12
County Mean						19.9	18.9	20.3	20.3	19.9
Noble	I002	Billings	Billings High School	370320	*	*	*	*	*	*
Noble	I004	Frontier	Frontier High School	372265	18.8	19.5	18.5	20.3	19.4	14
Noble	I006	Morrison	Morrison High School	372435	22.2	21.5	23.3	22.1	22.1	24
Noble	I001	Perry	Perry High School	372850	20.0	19.8	21.1	21.5	20.6	57
County Mean						20.3	20.2	21.2	21.5	20.8
Nowata	I040	Nowata	Nowata High School	372570	19.4	18.9	20.9	21.0	20.1	48
Nowata	I003	Oklahoma Union	Oklahoma Union High School	372095	18.5	19.6	20.1	20.5	19.8	37
Nowata	I051	South Coffeyville	South Coffeyville High School	373313	18.5	17.1	18.8	19.4	18.4	8
County Mean						19.0	19.0	20.4	20.7	19.8
Okfuskee	I013	Boley	Boley High School	370400	*	*	*	*	*	*
Okfuskee	I032	Graham	Graham High School	373870	15.1	15.5	15.8	15.1	15.6	8
Okfuskee	I002	Mason	Mason High School	372290	18.0	16.6	19.1	18.4	18.2	14
Okfuskee	I026	Okemah	Okemah High School	372630	20.4	20.0	20.2	20.6	20.3	38
Okfuskee	I014	Paden	Paden High School	372790	18.9	18.2	18.8	20.6	19.4	10
Okfuskee	I031	Weleetka	Weleetka High School	373875	15.8	17.7	16.4	16.7	16.8	18

Oklahoma State Regents for Higher Education

2006 High School Graduate Mean ACT Scores Based on Highest Score

Report Printed 1/23/2007 10:28:03 AM

* Mean not computed (less than 6 testers)

County	Dist. No.	District	High School	ACT Code	Subject Scores				Composite	Testers
					English	Math.	Reading	Science		
County Mean					18.1	18.2	18.4	18.7	18.5	
Oklahoma	P010	Accredited Non-Public	Mount Saint Mary High School	372675	22.4	21.2	22.2	22.6	22.0	73
Oklahoma	P016	Accredited Non-Public	Grace Christian Academy	372666	*	*	*	*	*	*
Oklahoma	P030	Accredited Non-Public	Oklahoma Christian School (Edmond)	371181	26.3	23.1	26.4	24.0	24.8	66
Oklahoma	P048	Accredited Non-Public	Life Christian Academy	372668	*	*	*	*	*	*
Oklahoma	P019	Accredited Non-Public	Casady School	372640	26.0	26.8	26.7	24.7	25.9	63
Oklahoma	P009	Accredited Non-Public	Heritage Hall School	372669	25.5	25.2	26.0	24.9	25.4	64
Oklahoma	P013	Accredited Non-Public	Christian Heritage Academy	372647	24.7	23.7	23.9	23.6	23.9	56
Oklahoma	P031	Accredited Non-Public	Oklahoma Christian Academy (Edmond)	372672	25.5	21.8	23.4	22.0	23.3	13
Oklahoma	P038	Accredited Non-Public	Mid-Del Christian School	371028	19.0	18.4	18.4	20.6	19.3	9
Oklahoma	P011	Accredited Non-Public	Bishop Mc Guinness High School	372645	25.1	23.5	24.8	23.4	24.1	161
Oklahoma	P038	Accredited Non-Public	Mid-Del Christian School	371028	19.0	18.4	18.4	20.6	19.3	9
Oklahoma	P009	Accredited Non-Public	Heritage Hall School	372669	25.5	25.2	26.0	24.9	25.4	64
Oklahoma	I088	Bethany	Bethany High School	370310	22.2	21.1	21.6	22.1	21.7	63
Oklahoma	I004	Choctaw/Nicoma Park	Choctaw High School	370760	20.4	19.7	21.2	21.2	20.6	208
Oklahoma	I053	Crooked Oak	Crooked Oak High School	372655	14.6	15.8	16.0	16.5	15.9	29
Oklahoma	I006	Deer Creek	Deer Creek High School	371180	22.8	22.0	23.4	23.1	22.8	141
Oklahoma	I012	Edmond	Edmond North High School	371186	23.5	22.8	23.4	23.4	23.3	438
Oklahoma	I012	Edmond	Edmond Santa Fe High School	371188	22.5	21.6	22.3	22.3	22.2	349
Oklahoma	I012	Edmond	Edmond Memorial High School	371185	24.0	22.9	23.4	23.4	23.4	400
Oklahoma	I007	Harrah	Harrah High School	371605	20.5	20.1	21.0	21.6	20.8	105
Oklahoma	I009	Jones	Jones High School	371920	20.6	19.3	21.3	21.4	20.5	52
Oklahoma	I003	Luther	Luther High School	372170	18.1	17.6	18.6	19.8	18.5	21
Oklahoma	I037	Millwood	Millwood High School	372674	16.1	15.8	16.9	17.6	16.5	42
Oklahoma	I052	MWC/Del City	Midwest City High School	372385	20.2	19.2	20.4	20.1	19.9	235
Oklahoma	I052	MWC/Del City	Del City High School	372380	20.1	19.9	20.9	20.8	20.4	153
Oklahoma	I052	MWC/Del City	Carl Albert High School	372378	22.1	21.2	22.1	22.1	21.7	170
Oklahoma	I089	Okla City	Emerson Alternative Education Center	372662	12.4	15.6	14.3	15.6	14.7	20
Oklahoma	I089	Okla City	Northeast Academy of Health, Science & Engineering	372680	20.4	20.4	20.9	21.0	20.6	138
Oklahoma	I089	Okla City	U. S. Grant High School	372698	15.1	16.1	16.5	17.3	16.4	142
Oklahoma	I089	Okla City	John Marshall High School	372670	15.4	16.2	16.7	16.9	16.3	127

Oklahoma State Regents for Higher Education

2006 High School Graduate Mean ACT Scores Based on Highest Score

Report Printed 1/23/2007 10:28:03 AM

* Mean not computed (less than 6 testers)

County	Dist. No.	District	High School	ACT Code	Subject Scores				Composite	Testers	
					English	Math.	Reading	Science			
Oklahoma	I089	Okla City	Douglass High School	372660	14.0	15.3	15.5	16.0	15.1	92	
Oklahoma	I089	Okla City	Classen High School of Advanced Studies	372651	24.9	22.9	25.0	23.4	24.0	119	
Oklahoma	I089	Okla City	Capitol Hill High School	372635	13.3	15.8	15.0	15.9	15.1	112	
Oklahoma	I089	Okla City	Southeast High School	372695	16.4	16.3	17.4	17.9	17.0	177	
Oklahoma	I089	Okla City	Northwest Classen High School	372685	15.1	16.5	16.6	17.4	16.4	211	
Oklahoma	I089	Okla City	Star Spencer High School	372696	14.2	15.3	15.2	16.1	15.2	80	
Oklahoma	E089	Okla City Charter	Pathways Middle College (OKCCC)	372712	17.3	17.3	17.5	18.1	17.5	20	
Oklahoma	E089	Okla City Charter	Justice A. W. Seeworth Academy	372681	12.7	14.4	14.0	15.2	14.2	10	
Oklahoma	E089	Okla City Charter	Santa Fe South High School	372708	13.6	15.9	15.5	16.0	15.3	110	
Oklahoma	E089	Okla City Charter	Independence Charter High School	372713	*	*	*	*	*	*	
Oklahoma	E089	Okla City Charter	Dove Scienc Academy	372652	20.5	18.5	20.0	22.4	20.5	10	
Oklahoma	Y001	Oklahoma School of Science & Math.	Oklahoma School of Science & Math.	372684	30.9	31.7	30.1	30.2	30.7	78	
Oklahoma	I001	Putnam City	Putnam City High School	372690	20.9	20.5	21.8	21.2	21.1	296	
Oklahoma	I001	Putnam City	Putnam City North High School	372691	23.4	22.1	23.5	23.1	23.0	455	
Oklahoma	I001	Putnam City	Putnam City West High School	372692	21.3	19.9	21.4	21.3	21.0	172	
Oklahoma	I001	Putnam City	Putnam City Academy	372704	15.0	15.6	18.3	18.0	16.9	7	
Oklahoma	I041	Western Heights	Western Heights High School	372699	18.8	18.5	19.6	19.5	19.2	96	
County Mean						21.0	20.5	21.3	21.3	21.0	
Okmulgee	I004	Beggs	Beggs High School	370290	17.5	18.3	19.3	20.3	18.8	54	
Okmulgee	I008	Dewar	Dewar High School	371050	20.3	17.2	20.0	19.8	19.3	21	
Okmulgee	I002	Henryetta	Henryetta High School	371685	21.0	19.7	20.2	20.9	20.4	62	
Okmulgee	I003	Morris	Morris High School	372432	18.8	18.1	19.2	19.5	18.8	57	
Okmulgee	I001	Okmulgee	Okmulgee High School	372710	18.5	17.1	18.7	18.3	18.1	64	
Okmulgee	I005	Preston	Preston High School	372945	22.0	20.3	21.7	21.0	21.2	36	
Okmulgee	I006	Schulter	Schulter High School	373190	17.2	19.7	20.1	19.4	19.2	11	
Okmulgee	I007	Wilson	Wilson High School	371700	15.9	17.2	18.1	19.1	17.6	12	
County Mean						19.2	18.4	19.6	19.8	19.2	
Osage	I029	Barnsdall	Barnsdall High School	370260	21.8	20.2	24.6	22.8	22.4	13	
Osage	I038	Hominy	Hominy High School	371805	18.4	19.2	19.1	20.3	19.1	38	
Osage	I002	Pawhuska	Pawhuska High School	372820	19.2	20.0	21.0	20.1	20.0	42	

Oklahoma State Regents for Higher Education

2006 High School Graduate Mean ACT Scores Based on Highest Score

Report Printed 1/23/2007 10:28:03 AM

* Mean not computed (less than 6 testers)

County	Dist. No.	District	High School	ACT Code	Subject Scores				Composite	Testers	
					English	Math.	Reading	Science			
Osage	I050	Prue	Prue High School	372950	18.2	19.2	20.3	19.7	19.4	20	
Osage	I011	Shidler	Shidler High School	373280	19.0	18.3	18.8	19.5	19.5	6	
Osage	I090	Woodland	Woodland High School	371270	18.6	19.0	18.9	20.2	19.0	21	
Osage	I030	Wynona	Wynona High School	374000	18.4	16.0	18.6	19.5	18.1	8	
County Mean						18.9	19.3	20.2	20.3	19.7	
Ottawa	I026	Afton	Afton High School	370050	19.1	19.1	19.6	20.0	19.6	17	
Ottawa	I018	Commerce	Commerce High School	370880	18.2	18.7	18.8	18.7	18.5	25	
Ottawa	I031	Fairland	Fairland High School	371275	18.2	18.8	19.4	18.6	18.9	22	
Ottawa	I023	Miami	Miami High School	372375	22.4	19.5	21.6	21.4	21.3	117	
Ottawa	I015	Picher-Cardin	Picher-Cardin High School	372860	17.2	17.1	17.2	18.5	17.4	13	
Ottawa	I014	Quapaw	Quapaw High School	372975	19.5	18.8	20.4	19.8	19.7	19	
Ottawa	I001	Wyandotte	Wyandotte High School	373985	18.5	18.5	19.7	20.1	19.5	33	
County Mean						20.3	19.0	20.4	20.3	20.1	
Pawnee	I006	Cleveland	Cleveland High School	370805	20.1	18.8	20.6	20.3	19.9	77	
Pawnee	I001	Pawnee	Pawnee High School	372825	19.8	19.5	20.4	20.4	20.1	34	
County Mean						20.0	19.0	20.6	20.3	20.0	
Payne	I067	Cushing	Cushing High School	370965	20.6	20.2	21.1	21.2	20.8	64	
Payne	I101	Glencoe	Glencoe High School	371465	19.7	20.8	19.8	21.8	20.7	6	
Payne	I056	Perkins-Tryon	Perkins-Tryon High School	372835	21.0	21.0	21.8	22.2	21.7	50	
Payne	I003	Ripley	Ripley High School	373075	19.1	19.2	19.9	20.0	19.5	12	
Payne	I016	Stillwater	Stillwater High School	373370	23.2	22.8	23.4	23.4	23.2	274	
Payne	I103	Yale	Yale High School	374005	20.3	20.0	20.8	20.8	20.1	24	
County Mean						22.2	21.9	22.6	22.7	22.3	
Pittsburg	I002	Canadian	Canadian High School	370570	19.4	19.2	21.0	20.7	20.5	15	
Pittsburg	I028	Crowder	Crowder High School	370955	17.4	19.5	19.5	19.5	19.1	22	
Pittsburg	I011	Haileyville	Haileyville High School	371580	18.3	18.7	19.2	20.4	19.3	25	
Pittsburg	I001	Hartshorne	Hartshorne High School	371610	17.8	16.8	16.9	19.1	17.7	15	
Pittsburg	I025	Indianola	Indianola High School	371880	18.1	16.5	18.8	17.6	17.7	18	
Pittsburg	I014	Kiowa	Kiowa High School	372015	17.7	16.7	19.3	18.8	18.1	15	

Oklahoma State Regents for Higher Education

2006 High School Graduate Mean ACT Scores Based on Highest Score

Report Printed 1/23/2007 10:28:03 AM

* Mean not computed (less than 6 testers)

County	Dist. No.	District	High School	ACT Code	Subject Scores				Composite	Testers
					English	Math.	Reading	Science		
Pittsburg	I080	Mc Alester	Mc Alester High School	372320	21.2	20.0	20.5	21.1	20.7	122
Pittsburg	I017	Quinton	Quinton High School	372990	17.4	17.4	18.2	19.4	18.2	20
Pittsburg	I030	Savanna	Savanna High School	373180	19.9	18.5	20.9	20.7	20.1	33
County Mean					19.6	18.9	19.9	20.3	19.7	
Pontotoc	I019	Ada	Ada High School	370003	20.0	18.9	20.5	20.2	19.8	109
Pontotoc	I001	Allen	Allen High School	370090	18.3	18.8	20.0	20.2	19.4	17
Pontotoc	I016	Byng	Byng High School	370005	20.6	20.0	21.1	20.7	20.7	66
Pontotoc	I024	Latta	Latta High School	370020	22.3	21.8	22.4	21.2	21.9	29
Pontotoc	I037	Roff	Roff High School	373085	17.2	18.6	18.0	19.3	18.3	29
Pontotoc	I030	Stonewall	Stonewall High School	373395	19.1	19.4	19.4	20.6	19.5	13
Pontotoc	I009	Vanoss	Vanoss High School	373700	21.3	21.1	22.4	21.9	21.7	16
County Mean					20.0	19.5	20.6	20.5	20.2	
Pottawatomie	I112	Asher	Asher High School	370210	16.5	16.8	18.8	19.4	17.8	8
Pottawatomie	I003	Bethel	Bethel High School	373255	21.5	20.7	22.1	22.3	21.8	52
Pottawatomie	I002	Dale	Dale High School	370990	20.6	22.3	21.7	23.1	21.8	36
Pottawatomie	I005	Earlsboro	Earlsboro High School	371165	16.8	16.3	16.9	17.0	16.6	8
Pottawatomie	I004	Macomb	Macomb High School	372180	17.7	17.3	18.4	19.2	18.1	10
Pottawatomie	I117	Maud	Maud High School	372300	18.5	18.4	18.5	19.7	19.0	12
Pottawatomie	I001	Mc Loud	Mc Loud High School	372340	20.1	20.8	20.5	21.0	20.6	74
Pottawatomie	N000	Not-Accredited Non-Public	Liberty Academy (Shawnee)	373256	25.4	21.3	25.0	24.1	24.1	8
Pottawatomie	I093	Shawnee	Washington Academy	373279	*	*	*	*	*	*
Pottawatomie	I093	Shawnee	Shawnee High School	373278	21.7	21.4	21.9	21.9	21.6	145
Pottawatomie	I092	Tecumseh	Tecumseh High School	373490	20.2	20.0	20.5	21.4	20.5	78
Pottawatomie	I115	Wanette	Wanette High School	373785	17.8	18.1	21.2	20.6	19.3	20
County Mean					20.6	20.6	21.1	21.5	20.9	
Pushmataha	I013	Antlers	Antlers High School	370150	18.8	18.2	19.6	19.3	19.1	56
Pushmataha	I010	Clayton	Clayton High School	370790	17.6	18.4	18.6	18.8	18.4	27
Pushmataha	I022	Moyers	Moyers High School	372460	*	*	*	*	*	*
Pushmataha	I001	Rattan	Rattan High School	373015	19.8	17.4	19.2	21.1	19.5	17

Oklahoma State Regents for Higher Education

2006 High School Graduate Mean ACT Scores Based on Highest Score

Report Printed 1/23/2007 10:28:03 AM

* Mean not computed (less than 6 testers)

County	Dist. No.	District	High School	ACT Code	Subject Scores				Composite	Testers
					English	Math.	Reading	Science		
County Mean					18.5	18.0	19.2	19.4	18.9	
Roger Mills	I007	Cheyenne	Cheyenne High School	370715	19.8	21.3	19.3	20.9	20.3	8
Roger Mills	I066	Hammon	Hammon High School	371585	16.8	16.2	18.8	17.0	17.2	6
Roger Mills	I003	Leedey	Leedey High School	372080	23.2	23.0	25.5	22.5	23.5	6
Roger Mills	I006	Reydon	Reydon High School	373050	17.8	19.8	21.3	21.2	20.0	6
Roger Mills	I015	Sweetwater	Sweetwater High School	373445	*	*	*	*	*	*
County Mean					19.1	19.6	20.8	20.0	19.8	
Rogers	I002	Catoosa	Catoosa High School	370650	18.8	18.8	20.1	20.2	19.5	101
Rogers	I003	Chelsea	Chelsea High School	370700	20.7	18.7	20.6	20.6	20.1	40
Rogers	I001	Claremore	Claremore High School	370770	22.1	21.5	22.8	22.7	22.4	190
Rogers	I007	Foyil	Foyil High School	371380	20.0	20.1	21.6	21.8	20.8	17
Rogers	I005	Inola	Inola High School	371885	20.0	19.7	20.6	20.9	20.3	74
Rogers	I004	Oologah-Talala	Oologah High School	372765	22.3	21.0	22.3	22.0	21.8	110
Rogers	I006	Sequoyah	Sequoyah High School	370780	20.2	19.8	21.2	21.0	20.5	63
County Mean					21.0	20.3	21.6	21.6	21.1	
Seminole	I003	Bowlegs	Bowlegs High School	370415	15.4	17.1	17.4	15.8	16.6	8
Seminole	I015	Butner	Butner High School	370948	16.4	17.3	19.3	19.6	18.1	7
Seminole	I004	Konawa	Konawa High School	372030	18.9	19.0	18.5	19.8	18.9	31
Seminole	I006	New Lima	New Lima High School	372540	20.0	21.9	20.6	21.1	21.1	16
Seminole	I010	Sasakwa	Sasakwa High School	373175	17.3	17.3	18.3	18.2	17.8	6
Seminole	I001	Seminole	Seminole High School	373210	20.7	21.1	20.6	20.7	20.6	62
Seminole	I014	Strother	Strother High School	373220	20.6	18.5	21.1	20.7	20.0	11
Seminole	I007	Varnum	Varnum High School	373225	16.7	17.9	16.2	18.5	17.3	13
Seminole	I002	Wewoka	Wewoka High School	373915	16.3	16.8	17.6	18.3	17.3	23
County Mean					18.9	19.4	19.3	19.7	19.3	
Sequoyah	I007	Central	Central High School-Sallisaw	373145	19.9	18.0	20.0	19.9	19.5	22
Sequoyah	I004	Gans	Gans High School	371415	15.6	16.4	16.4	18.7	16.7	11
Sequoyah	I006	Gore	Gore High School	371485	18.4	17.7	18.8	19.2	18.6	36
Sequoyah	I003	Muldrow	Muldrow High School	372470	21.4	21.2	21.7	21.9	21.4	70

Oklahoma State Regents for Higher Education

2006 High School Graduate Mean ACT Scores Based on Highest Score

Report Printed 1/23/2007 10:28:03 AM

* Mean not computed (less than 6 testers)

County	Dist. No.	District	High School	ACT Code	Subject Scores				Composite	Testers
					English	Math.	Reading	Science		
Sequoyah	I005	Roland	Roland High School	373090	19.7	19.4	20.4	21.2	20.1	66
Sequoyah	I001	Sallisaw	Sallisaw High School	373150	21.1	19.6	21.9	21.3	21.0	76
Sequoyah	I002	Vian	Vian High School	373725	19.8	18.2	21.6	20.4	20.2	24
County Mean					20.2	19.3	20.8	20.9	20.3	
Stephens	I042	Bray-Doyle	Bray-Doyle High School	370450	19.9	18.6	19.5	20.9	19.7	19
Stephens	I034	Central High	Central High School-Marlow	372270	22.2	21.2	21.6	22.2	21.7	12
Stephens	I002	Comanche	Comanche High School	370875	21.1	20.6	20.8	21.8	20.8	36
Stephens	I001	Duncan	Duncan High School	371109	21.3	20.2	21.5	21.2	21.0	169
Stephens	I021	Empire	Empire High School	371115	17.6	17.2	19.6	18.5	18.4	22
Stephens	I003	Marlow	Marlow High School	372275	21.7	19.9	22.4	21.4	21.2	66
Stephens	I015	Velma-Alma	Velma-Alma High School	373705	19.6	18.9	20.4	20.2	19.8	25
County Mean					20.9	19.8	21.3	21.1	20.7	
Texas	I060	Goodwell	Goodwell High School	371480	20.8	20.0	19.9	20.5	19.9	8
Texas	I008	Guymon	Guymon High School	371570	19.6	20.7	20.6	21.0	20.5	79
Texas	I015	Hardesty	Hardesty High School	371600	19.0	18.7	22.4	21.6	20.3	7
Texas	I023	Hooker	Hooker High School	371820	18.5	20.4	20.2	20.2	20.0	26
Texas	I061	Texhoma	Texhoma High School	373515	16.8	18.7	18.1	20.2	18.3	19
Texas	I053	Tyrone	Tyrone High School	373675	*	*	*	*	*	*
Texas	I001	Yarborough	Yarborough High School	374030	*	*	*	*	*	*
County Mean					19.0	20.2	20.1	20.7	20.0	
Tillman	I009	Davidson	Davidson High School	371000	*	*	*	*	*	*
Tillman	I158	Frederick	Frederick High School	371395	20.0	20.2	21.0	21.0	20.5	40
Tillman	I249	Grandfield	Grandfield High School	371515	18.2	18.1	16.3	18.4	18.0	9
Tillman	I008	Tipton	Tipton High School	373535	18.7	18.1	19.4	19.7	18.9	18
County Mean					19.2	19.1	19.7	20.2	19.5	
Tulsa	P015	Accredited Non-Public	Metro Christian Academy	373626	24.5	22.6	24.3	23.3	23.6	112
Tulsa	P033	Accredited Non-Public	Grace Fellowship Christian School	373613	26.4	24.6	25.5	24.0	25.1	22
Tulsa	P005	Accredited Non-Public	Bishop Kelley High School	373620	24.6	22.3	23.6	22.2	23.1	233
Tulsa	P009	Accredited Non-Public	Town and Country School	373646	18.0	16.5	19.5	16.9	17.8	8

Oklahoma State Regents for Higher Education

2006 High School Graduate Mean ACT Scores Based on Highest Score

Report Printed 1/23/2007 10:28:04 AM

* Mean not computed (less than 6 testers)

County	Dist. No.	District	High School	ACT Code	Subject Scores				Composite	Testers
					English	Math.	Reading	Science		
Tulsa	P036	Accredited Non-Public	Wright Christian Academy	373614	25.4	22.8	24.8	22.5	23.6	24
Tulsa	P023	Accredited Non-Public	Victory Christian School	373642	21.9	19.9	21.3	20.3	20.8	71
Tulsa	P021	Accredited Non-Public	Holland Hall School	373615	26.1	26.8	27.2	25.4	26.3	75
Tulsa	P006	Accredited Non-Public	Cascia Hall School	373595	28.0	27.3	27.9	25.8	27.3	87
Tulsa	I010	Berryhill	Berryhill High School	373585	20.7	20.4	21.0	21.7	21.0	80
Tulsa	I004	Bixby	Bixby High School	370330	21.8	20.3	22.2	21.3	21.4	213
Tulsa	I003	Broken Arrow	Broken Arrow High School	370470	22.5	21.5	22.7	22.1	22.2	709
Tulsa	I006	Collinsville	Collinsville High School	370865	19.5	19.0	20.4	20.1	19.9	81
Tulsa	I013	Glenpool	Glenpool High School	371470	19.7	18.2	19.9	20.3	19.5	85
Tulsa	I005	Jenks	Jenks High School	371905	23.8	23.3	24.0	23.4	23.6	568
Tulsa	I014	Liberty	Liberty High School	372438	20.6	19.8	20.3	21.8	20.7	26
Tulsa	P038	Not-Accredited Non-Public	Lincoln Christian School	373623	21.5	20.7	20.4	20.6	20.8	36
Tulsa	I011	Owasso	Owasso High School	372785	22.4	21.6	22.6	22.2	22.2	432
Tulsa	I002	Sand Springs	Charles Page High School	373160	20.5	19.8	21.2	21.1	20.7	213
Tulsa	I007	Skiatook	Skiatook High School	373285	20.1	20.0	21.3	21.2	20.6	77
Tulsa	I008	Sperry	Sperry High School	373330	20.4	18.5	21.1	20.8	20.1	41
Tulsa	I001	Tulsa	Margaret Hudson Program	373624	*	*	*	*	*	*
Tulsa	N001	Tulsa	Peace Academy	373649	25.0	25.7	23.9	25.8	24.8	12
Tulsa	I001	Tulsa	Webster High School	373605	16.4	16.4	18.7	18.7	17.5	59
Tulsa	I001	Tulsa	Memorial High School	373628	21.4	19.9	21.6	21.3	21.1	178
Tulsa	I001	Tulsa	Nathan Hale High School	373632	17.4	17.1	17.6	18.3	17.6	65
Tulsa	I001	Tulsa	Central High School-Tulsa	373600	13.7	15.3	15.3	16.2	15.1	86
Tulsa	I001	Tulsa	Tulsa High School for Science and Technology	373627	12.2	15.0	13.9	14.9	14.1	63
Tulsa	I001	Tulsa	Will Rogers High School	373640	15.5	16.3	16.7	17.6	16.6	67
Tulsa	I001	Tulsa	Edison High School	373638	20.3	19.1	21.3	20.9	20.5	184
Tulsa	I001	Tulsa	East Central High School	373610	17.3	18.2	18.0	18.8	18.1	100
Tulsa	I001	Tulsa	Booker T. Washington High School	373590	23.9	21.9	24.4	23.4	23.4	300
Tulsa	I009	Union	Union High School	370475	22.4	22.2	22.7	22.6	22.4	636
County Mean						22.0	21.2	22.3	21.8	
Wagoner	I017	Coweta	Coweta High School	370920	19.7	18.9	20.3	20.5	20.0	116
Wagoner	I001	Okay	Okay High School	372610	17.3	15.9	21.1	18.0	17.9	18

Oklahoma State Regents for Higher Education

2006 High School Graduate Mean ACT Scores Based on Highest Score

Report Printed 1/23/2007 10:28:04 AM

* Mean not computed (less than 6 testers)

County	Dist. No.	District	High School	ACT Code	Subject Scores				Composite	Testers
					English	Math.	Reading	Science		
Wagoner	I365	Porter Consolidated	Porter Consolidated High School	372920	18.6	18.6	19.2	19.7	19.1	18
Wagoner	I019	Wagoner	Wagoner High School	373755	20.6	19.6	21.9	21.2	20.7	85
County Mean					19.8	18.9	20.8	20.5	20.0	
Washington	I030	Bartlesville	Bartlesville High School	370265	22.1	21.5	22.7	22.3	22.2	322
Washington	I018	Caney Valley	Caney Valley High School	373000	22.9	21.2	22.2	21.7	21.9	30
Washington	I004	Copan	Copan High School	370895	18.2	19.4	19.6	21.5	19.5	28
Washington	I007	Dewey	Dewey High School	371055	18.7	19.1	19.8	20.2	19.4	58
Washington	N001	Not-Accredited Non-Public	American Christian School	370263	*	*	*	*	*	*
County Mean					21.5	21.1	22.1	21.9	21.7	
Washita	P001	Accredited Non-Public	Corn Bible Academy	370903	22.3	21.3	22.5	22.1	22.1	19
Washita	I010	Burns Flat-Dill City	Burns Flat-Dill City High School	370515	19.5	19.7	19.7	20.5	19.9	30
Washita	I011	Canute	Canute High School	370585	17.8	19.2	20.0	19.8	19.4	9
Washita	I078	Cordell	Cordell High School	370900	19.8	19.8	21.0	21.1	20.4	32
Washita	I001	Sentinel	Blanche Thomas High School	373230	20.0	20.4	21.7	19.9	20.5	23
Washita	I009	Washita Heights	Washita Heights High School	370905	17.2	17.8	19.8	20.0	18.5	13
County Mean					19.7	19.9	20.9	20.7	20.3	
Woods	I001	Alva	Alva High School	370115	20.3	20.9	21.6	22.2	21.1	58
Woods	I006	Freedom	Freedom High School	371405	19.1	20.3	19.6	20.1	20.1	7
Woods	I003	Waynoka	Waynoka High School	373845	18.1	18.7	20.1	20.2	19.3	16
County Mean					19.7	20.4	21.1	21.6	20.7	
Woodward	I005	Fort Supply	Fort Supply High School	371355	*	*	*	*	*	*
Woodward	I002	Mooreland	Mooreland High School	372420	17.9	20.9	17.8	20.7	19.3	23
Woodward	I003	Sharon-Mutual	Sharon-Mutual High School	372505	20.4	20.7	20.6	22.8	21.0	10
Woodward	I001	Woodward	Woodward High School	373970	20.9	20.6	21.2	20.7	20.7	108
County Mean					20.3	20.6	20.6	20.8	20.5	

Oklahoma State Regents for Higher Education

2006 High School Graduate Mean ACT Scores Based on Highest Score

Report Printed 1/23/2007 10:28:04 AM

* Mean not computed (less than 6 testers)

County	Dist. No.	District	High School	ACT Code	Subject Scores				Composite	Testers
					English	Math.	Reading	Science		
Highest District Mean Score					31.0	31.7	30.0	30.7	30.7	
Median District Mean Score					19.4	19.0	20.0	20.3	19.6	
Lowest District Mean Score					12.3	14.9	14.6	15.0	14.4	
Total Students Tested										27,577
Oklahoma Highest ACT Subject and Composite Mean					20.7	20.1	21.1	21.1	20.7	
Oklahoma Last ACT Subject and Composite Mean					20.3	19.7	21.1	20.4	20.5	