



Oklahoma State Regents of Higher Education

**ANNUAL
FINANCIAL AID
REPORT**

(Ocr b3)

2003 – 2004

March 31, 2005

OKLAHOMA STATE REGENTS FOR HIGHER EDUCATION

**James D. "Jimmy" Harrel, Chairman
Leedey**

**Joseph E. Cappy
Vice Chairman
Tulsa**

**Marlin "Ike" Glass, Jr.
Newkirk**

**Cheryl P. Hunter
Secretary
Oklahoma City**

**William Stuart Price
Tulsa**

**John Massey
Assistant Secretary
Durant**

**Carl R. Renfro
Ponca City**

**Bill W. Burgess, Jr.
Lawton**

**Ronald H. White
Oklahoma City**

**Paul G. Risser
Chancellor**

The Oklahoma State Regents for Higher Education, in compliance with Titles VI and VII of the Civil Rights Act of 1964, Executive Order 11236 as amended, Title IX of the Education Amendments of 1972, Americans with Disabilities Act of 1990 and other federal laws, do not discriminate on the basis of race, color, national origin, sex, age, religion, handicap or status as a veteran in any of its policies, practices, or procedures. This includes, but is not limited to, admissions, employment, financial aid and educational services.

This publication, duplicated by the State Regents' central services, is issued by the Oklahoma State Regents for Higher Education as authorized by 70 O.S. 2001, Section 3206. Copies have been prepared and distributed internally. Copies have been deposited with the Publications Clearinghouse of the Oklahoma Department of Libraries.

Meeting of the
OKLAHOMA STATE REGENTS FOR HIGHER EDUCATION
March 31, 2005

AGENDA ITEM #xx:

Reports

SUBJECT: Annual Student Financial Aid Survey for 2003-04

RECOMMENDATION:

The report is an information item presented for the State Regents' acceptance.

BACKGROUND:

For the 30th consecutive year, the Oklahoma State Regents for Higher Education have compiled an Annual Financial Aid Report (OCR B3) for state system institutions. Information concerning grants, scholarships, loans, and employment is collected in aggregate form directly from the institutions.

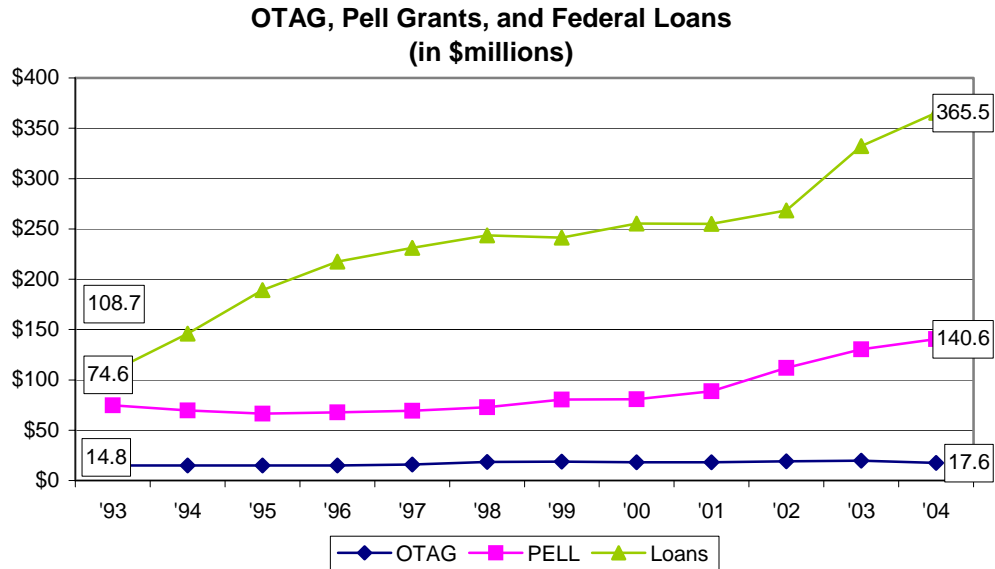
POLICY ISSUES:

This report is used to track the amounts and types of financial aid distributed in Oklahoma public higher education institutions. The information is also compiled according to race and gender. The data helps to provide trend information on the long-term changes in the financial aid environment of students attending Oklahoma public colleges and universities.

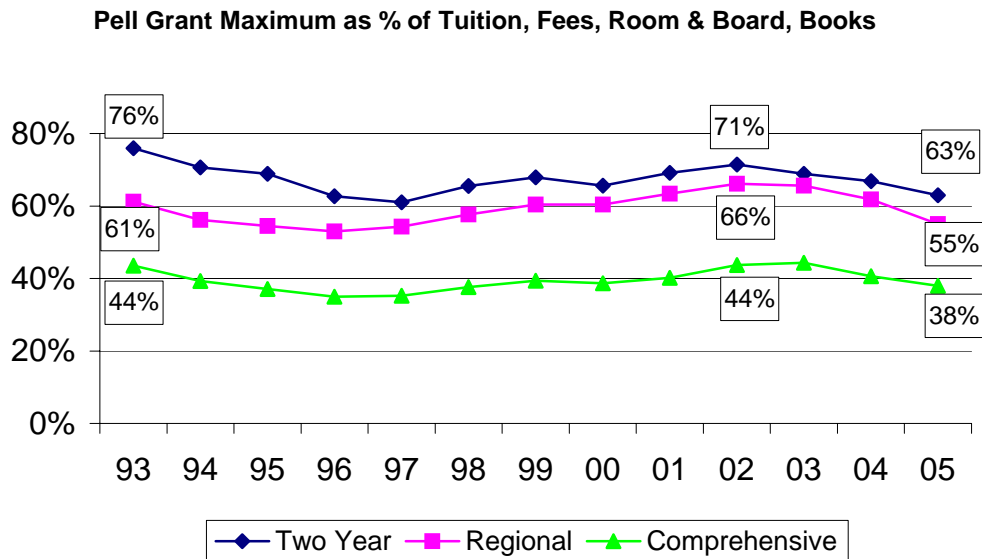
ANALYSIS: (see following pages)

Trends: Over the past decade, the following trends are apparent:

- The amount of student loan borrowing continues to grow at a greater rate than grant aid such as federal Pell Grants or Oklahoma Tuition Aid Grants.



- For the lowest income students, the maximum federal Pell Grant generally covers a smaller portion of their college costs than it did in 1992-93. The maximum grant is currently \$4,050.



2003-04 Data: More than 133,000 students attending state system institutions received \$770 million dollars in student aid. Following are some characteristics about the student aid awarded in 2003-04.

- Over the past two years, the total amount of financial aid distributed to state system students increased by \$169 million or 28%. The increase in loans was \$105 million or 37%.

(amounts in \$ millions)

| | <u>2001-02</u> | <u>2002-03</u> | <u>2003-04</u> | <u>% Change</u> |
|----------------|----------------|----------------|----------------|-----------------|
| Grants/waivers | 207.0 | 230.3 | 251.7 | 22% |
| Scholarships | 55.1 | 60.1 | 67.6 | 23% |
| Loans | 285.8 | 354.3 | 391.1 | 37% |
| Employment | <u>53.6</u> | <u>49.4</u> | <u>59.8</u> | <u>12%</u> |
| Total | 601.4 | 694.1 | 770.2 | 28% |

- More than half (56.8%) of the 235,000 students attending state system institutions in 2003-04 received some form of financial aid.
- Student loans totaling over \$390 million accounted for more than half (51%) of all the student aid funds awarded. Grants and scholarships combined— including the federal Pell Grant, Oklahoma Tuition Aid Grant (OTAG), tuition waivers, OHLAP, and Academic Scholars— made up 41%. Student employment—federal work-study and institution jobs— accounted for the remaining 8%.
- Gender and ethnicity: Female and minority students account for a slightly greater proportion of student aid recipients than their proportion of total student enrollment.

| | <u>% of Aid Recipients</u> | <u>% of Headcount Enr.</u> | <u>Difference</u> |
|-----------------|----------------------------|----------------------------|-------------------|
| Female | 60.1% | 56.4% | 3.7% |
| Male | 39.9% | 44.1% | (4.2)% |
| Black/Af. Amer. | 8.7% | 8.7% | 0.0% |
| Amer. Indian | 12.6% | 10.4% | 2.2% |
| Asian | 2.4% | 2.4% | 0.0% |
| Hispanic | 3.3% | 3.1% | 0.2% |
| White | 73.3% | 75.4% | (2.1)% |

- Among the institution tiers, students attending the comprehensive universities account for about half (47%) of all student aid received though they comprise only one-third (34%) of the total students receiving aid. Students at the four-year regional universities receive 33% of the student aid while two-year college students receive 20%.
- The percentage of all students taking out student loans has increased from 20% in 1993-94 to 30% in 2003-04.
- Over the past decade, the total amount of student aid awarded by state system institutions has grown from \$364 million in 1993-94 to \$770 million in 2002-03, an increase of \$406 million or 115%.

See the following page for a summary of financial aid awarded in 2003-04.

A copy of the full report is available upon request as a supplement to the agenda.

**Overview of Financial Aid for State System Institutions
2003 - 04**

In 2003 - 2004, over 200,000 students attending state system institutions received approximately \$770 million in the form of grants, scholarships, loans and student employment.

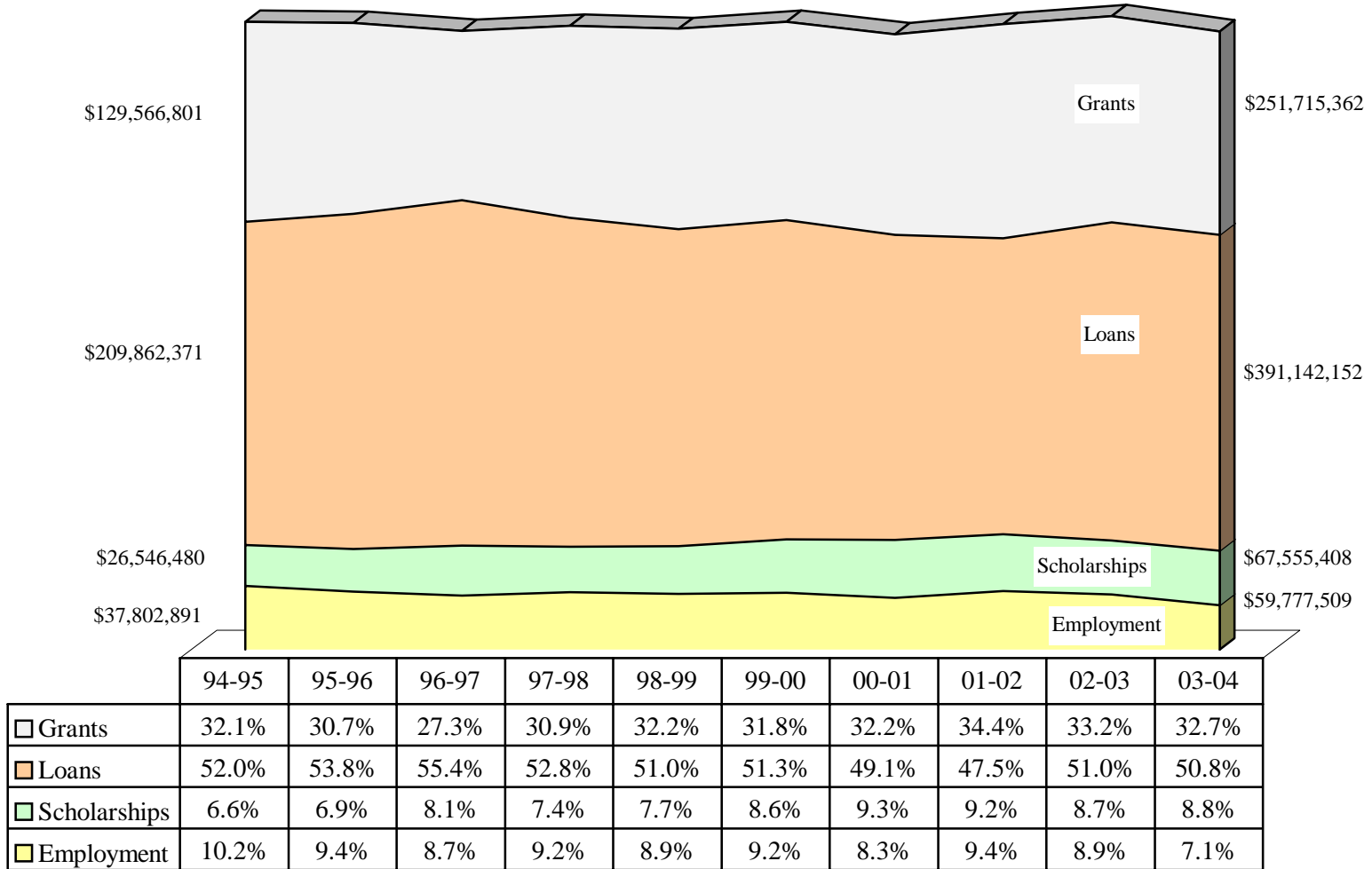
| | \$ Amount | % Of Total | # Of Students |
|---|-----------------------------|---------------------|------------------------|
| Grants | | | |
| Federal Pell Grants | 140,628,694 | 18.3% | 63,060 |
| Federal SEOG | 4,964,640 | 0.6% | 9,341 |
| Vocational Rehabilitation Grants (federal) | 3,668,702 | 0.5% | 2,164 |
| State Grants (OTAG) | 18,632,606 | 2.4% | 21,833 |
| Private Sources | 891,184 | 0.1% | 852 |
| Institutional Grants | 2,022,181 | 0.3% | 2,785 |
| Resident Tuition Waivers | 31,376,488 | 4.1% | 53,650 |
| Nonresident Tuition Waivers | 33,593,024 | 4.4% | 11,425 |
| Other Grants | 15,937,843 | 2.1% | 7,684 |
| Subtotal Grants | <u>\$251,715,362</u> | <u>32.7%</u> | <u>91,526 *</u> |
| Scholarships | | | |
| State-Funded Scholarships (OHLAP, Acad. Schlrs) | 20,140,541 | 2.6% | 10,249 |
| Other Scholarships | 47,414,868 | 6.2% | 39,054 |
| Subtotal Scholarships | <u>\$67,555,409</u> | <u>8.8%</u> | <u>30,608 *</u> |
| Loans | | | |
| Federal Perkins Loan | 9,365,496 | 1.2% | 3,731 |
| Other Federal Loans | 365,531,596 | 47.5% | 106,913 |
| Institutional Loans | 2,632,948 | 0.3% | 931 |
| Private Sources | 9,967,632 | 1.3% | 1,515 |
| Other Loans | 3,644,480 | 0.5% | 714 |
| Subtotal Loans | <u>\$391,142,152</u> | <u>50.8%</u> | <u>69,715 *</u> |
| Student Employment | | | |
| Federal Work Study | 8,421,732 | 1.1% | 5,518 |
| Institutional Student Employment | 51,355,777 | 6.7% | 24,101 |
| Subtotal Employment | <u>\$59,777,509</u> | <u>7.8%</u> | <u>18,455 *</u> |
| Total Financial Assistance | \$770,190,432 | 100% | 133,498 * |

*The number of students in each category may include duplicated students that receive more than one type of financial aid. The subtotals are unduplicated for that category of aid. The total number of 133,498 is unduplicated for all sources of aid.

Source: OCR B3 Survey

Does not include Federal Hope and Lifetime Learning tax credits.

**Ten-Year Trend of All Financial Aid Dollars by Type of Aid
1994-2004 - Public Institutions**



\$129,566,801

\$209,862,371

\$26,546,480

\$37,802,891

Grants

\$251,715,362

Loans

\$391,142,152

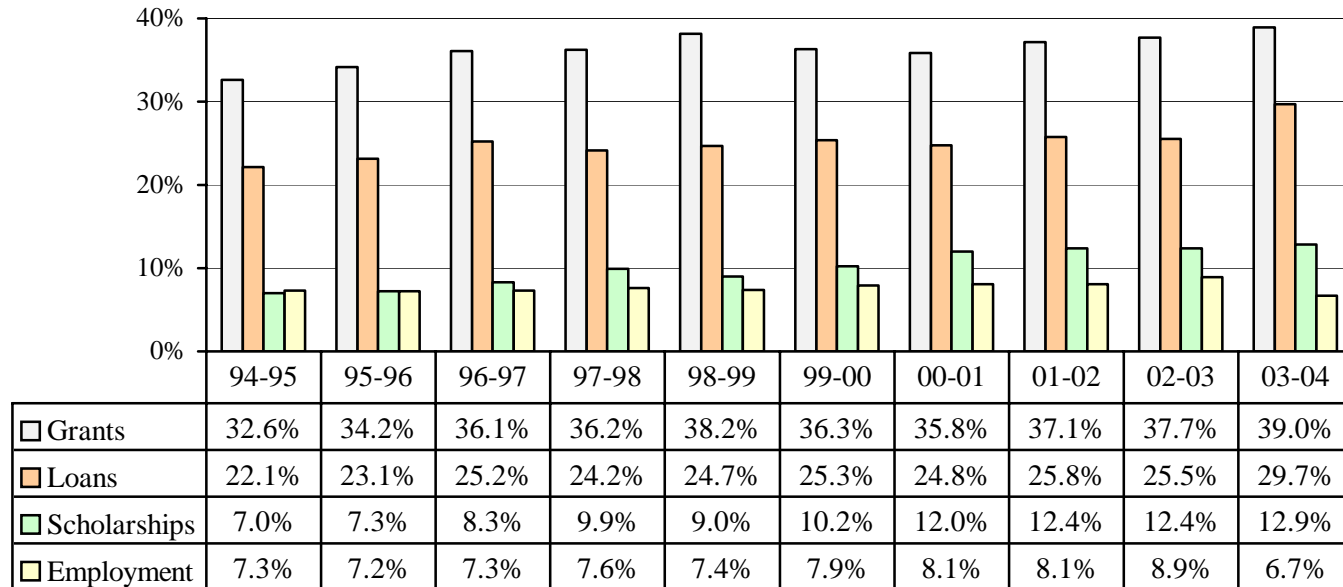
Scholarships

\$67,555,408

Employment

\$59,777,509

**Ten-Year Trend of the Percentage of All Students
Receiving Financial Aid at Public Institutions 1994 - 2004**



file is for the total aggregated report
file is linked to: 2kagg-comp, 2kagg-4yr, and 2kagg-2yr
E:\shipra\BC3\Currentaggtotal.xls

TOTAL INSTITUTIONS AGGREGATE
Financial Assistance to Students in Higher Education
26000 B3 2003-2004
Page 1 of 5 Pages

| TYPE OF FINANCIAL ASSISTANCE | | Line No. | RACE/ETHNIC IDENTIFICATION AND SEX | | | | | | | | | | TOTAL | | |
|--|---------------|----------|------------------------------------|--------------|-----------------------------------|--------------|---------------------------|-------------|-------------|-------------|--------------------------------|--------------|---------------|---------------|-----------------|
| | | | BLACK (not of Hispanic origin) | | AMERICAN INDIAN OR ALASKAN NATIVE | | ASIAN OR PACIFIC ISLANDER | | HISPANIC | | WHITE (not of Hispanic origin) | | Male | Female | Male and Female |
| | | | Male | Female | Male | Female | Male | Female | Male | Female | Male | Female | | | |
| I. GRANTS | | | | | | | | | | | | | | | |
| A. Federal Pell Grant | No. of Awards | 1 | 3,457 | 5,923 | 3,011 | 5,728 | 609 | 808 | 787 | 1,456 | 14,267 | 27,037 | 22,108 | 40,952 | 63,060 |
| | Dollar Amount | 2 | \$8,581,352 | \$13,078,464 | \$7,269,252 | \$13,880,588 | \$1,474,869 | \$1,867,504 | \$1,847,175 | \$3,393,861 | \$32,056,881 | \$57,178,749 | \$51,229,528 | \$89,399,166 | \$140,628,694 |
| B. Federal SEOG | No. of Awards | 3 | 404 | 1,064 | 393 | 859 | 100 | 144 | 93 | 254 | 1,719 | 4,311 | 2,709 | 6,632 | 9,341 |
| | Dollar Amount | 4 | \$242,278 | \$635,674 | \$218,660 | \$450,718 | \$54,869 | \$81,279 | \$47,565 | \$133,904 | \$957,954 | \$2,141,740 | \$1,521,326 | \$3,443,314 | \$4,964,640 |
| C. Voc. Rehab. Grants | No. of Awards | 5 | 96 | 87 | 138 | 159 | 4 | 3 | 26 | 36 | 796 | 819 | 1,060 | 1,104 | 2,164 |
| | Dollar Amount | 6 | \$139,273 | \$130,231 | \$275,391 | \$285,853 | \$8,879 | \$3,792 | \$46,754 | \$66,951 | \$1,400,207 | \$1,330,321 | \$1,851,554 | \$1,817,148 | \$3,668,702 |
| D. State & Local Grants | No. of Awards | 7 | 778 | 2,108 | 1,070 | 2,232 | 222 | 329 | 213 | 478 | 4,619 | 9,784 | 6,902 | 14,931 | 21,833 |
| | Dollar Amount | 8 | \$643,180 | \$1,613,302 | \$968,737 | \$1,924,617 | \$189,632 | \$288,629 | \$188,129 | \$370,115 | \$4,274,261 | \$8,172,005 | \$6,263,939 | \$12,368,668 | \$18,632,606 |
| E. Private Sources | No. of Awards | 9 | 19 | 24 | 41 | 84 | 2 | 7 | 10 | 15 | 246 | 404 | 318 | 534 | 852 |
| | Dollar Amount | 10 | \$12,697 | \$11,216 | \$54,640 | \$99,812 | \$2,323 | \$6,038 | \$7,249 | \$9,263 | \$266,896 | \$421,051 | \$343,804 | \$547,379 | \$891,184 |
| F. Institutional Grants | No. of Awards | 11 | 95 | 155 | 74 | 135 | 24 | 44 | 27 | 75 | 834 | 1,292 | 1054 | 1701 | 2755 |
| | Dollar Amount | 12 | \$101,064 | \$129,794 | \$55,634 | \$98,110 | \$27,013 | \$33,825 | \$25,188 | \$46,827 | \$595,514 | \$909,213 | \$804,413 | \$1,217,768 | \$2,022,181 |
| G. General Enrollment Fee Waivers | No. of Awards | 13 | 1,052 | 1,612 | 1,357 | 20,100 | 419 | 631 | 456 | 614 | 11,576 | 15,833 | 14,860 | 38,790 | 53,650 |
| | Dollar Amount | 14 | \$989,769 | \$1,248,395 | \$1,360,904 | \$1,914,309 | \$452,195 | \$586,326 | \$417,467 | \$502,312 | \$11,436,327 | \$13,675,485 | \$14,656,661 | \$17,926,827 | \$31,376,488 |
| H. Nonresident Tuition Waivers | No. of Awards | 15 | 1,094 | 663 | 261 | 302 | 180 | 153 | 355 | 300 | 3,837 | 4,279 | 5,728 | 5,697 | 11,425 |
| | Dollar Amount | 16 | \$2,748,718 | \$1,601,979 | \$662,044 | \$710,174 | \$505,935 | \$493,971 | \$919,580 | \$817,811 | \$12,112,123 | \$12,911,690 | \$16,948,399 | \$16,644,625 | \$33,593,024 |
| I. All Other Grants | No. of Awards | 17 | 195 | 240 | 1,860 | 2,970 | 35 | 26 | 89 | 80 | 1,083 | 1,106 | 3,262 | 4,422 | 7,684 |
| | Dollar Amount | 18 | \$613,935 | \$613,437 | \$4,112,747 | \$4,798,709 | \$107,508 | \$39,822 | \$188,456 | \$159,918 | \$3,286,407 | \$2,016,904 | \$8,309,053 | \$7,628,790 | \$15,937,843 |
| J. TOTAL Number of UNDUPLICATED Recipients | | 19 | 4,377 | 6,696 | 4,484 | 7,616 | 922 | 1,140 | 1,314 | 1,863 | 24,738 | 38,376 | 35,835 | 55,691 | 91,526 |
| K. TOTAL Dollar Amount | | 20 | \$14,072,265 | \$19,062,491 | \$14,959,059 | \$24,162,891 | \$2,823,223 | \$3,401,186 | \$3,687,563 | \$5,500,962 | \$66,386,568 | \$98,757,156 | \$101,928,676 | \$150,993,686 | \$251,715,362 |

TOTAL INSTITUTIONS AGGREGATE

| TYPE OF FINANCIAL ASSISTANCE | Line No. | RACE/ETHNIC IDENTIFICATION AND SEX | | | | | | | | | | | TOTAL | | |
|---|---------------|------------------------------------|--------------|-----------------------------------|--------------|---------------------------|-------------|-------------|-------------|--------------------------------|---------------|---------------|---------------|-----------------|---------------|
| | | BLACK (not of Hispanic origin) | | AMERICAN INDIAN OR ALASKAN NATIVE | | ASIAN OR PACIFIC ISLANDER | | HISPANIC | | WHITE (not of Hispanic origin) | | Male | Female | Male and Female | |
| | | Male | Female | Male | Female | Male | Female | Male | Female | Male | Female | | | | |
| II. LOANS | | | | | | | | | | | | | | | |
| A. Repayable By Cash Only | | | | | | | | | | | | | | | |
| 1. Federal Perkins Loan | No. of Awards | 21 | 140 | 237 | 185 | 266 | 42 | 65 | 41 | 59 | 1,095 | 1,601 | 1,503 | 2,228 | 3,731 |
| | Dollar Amount | 22 | \$341,587 | \$604,335 | \$500,767 | \$667,746 | \$91,718 | \$140,560 | \$112,109 | \$135,340 | \$2,980,014 | \$3,791,320 | \$4,026,195 | \$5,339,301 | \$9,365,496 |
| 2. Other Federal Loans | No. of Awards | 23 | 4,895 | 8,374 | 4,351 | 7,072 | 975 | 1,285 | 1,410 | 2,045 | 30,072 | 46,434 | 41,703 | 65,210 | 106,913 |
| | Dollar Amount | 24 | \$18,026,461 | \$27,678,351 | \$15,870,004 | \$23,266,836 | \$4,218,715 | \$4,859,294 | \$4,949,602 | \$6,746,950 | \$106,868,563 | \$153,046,819 | \$149,933,345 | \$215,598,251 | \$365,531,596 |
| 3. Institutional Loans | No. of Awards | 25 | 35 | 67 | 36 | 34 | 16 | 30 | 17 | 23 | 293 | 380 | 397 | 534 | 931 |
| | Dollar Amount | 26 | \$98,123 | \$187,834 | \$94,461 | \$84,040 | \$30,500 | \$77,750 | \$55,770 | \$63,725 | \$890,707 | \$1,050,038 | \$1,169,561 | \$1,463,387 | \$2,632,948 |
| 4. Private Sources | No. of Awards | 27 | 43 | 59 | 55 | 96 | 14 | 26 | 28 | 37 | 483 | 674 | 623 | 892 | 1,515 |
| | Dollar Amount | 28 | \$186,229 | \$282,125 | \$399,391 | \$518,829 | \$88,987 | \$183,158 | \$141,102 | \$270,278 | \$3,705,976 | \$4,191,557 | \$4,521,685 | \$5,445,947 | \$9,967,632 |
| 5. All Other Loans (Repayable-Cash Only) | No. of Awards | 29 | 25 | 36 | 45 | 40 | 2 | 3 | 7 | 9 | 263 | 254 | 342 | 342 | 684 |
| | Dollar Amount | 30 | \$78,088 | \$128,831 | \$161,127 | \$114,775 | \$17,015 | \$17,539 | \$25,448 | \$37,992 | \$1,300,520 | \$1,128,165 | \$1,582,198 | \$1,427,302 | \$3,009,500 |
| B. Repayable By Cash or Service | | | | | | | | | | | | | | | |
| 1. Private Sources | No. of Awards | 31 | 0 | 0 | 0 | 0 | 0 | 0 | 0 | 0 | 0 | 0 | 0 | 0 | 0 |
| | Dollar Amount | 32 | \$0 | \$0 | \$0 | \$0 | \$0 | \$0 | \$0 | \$0 | \$0 | \$0 | \$0 | \$0 | \$0 |
| 2. All Other Loans (Repayable by Cash or Service) | No. of Awards | 33 | 0 | 0 | 3 | 5 | 0 | 1 | 0 | 0 | 16 | 5 | 19 | 11 | 30 |
| | Dollar Amount | 34 | \$0 | \$0 | \$50,685 | \$80,345 | \$0 | \$14,278 | \$0 | \$0 | \$376,795 | \$112,877 | \$427,480 | \$207,500 | \$634,980 |
| C. TOTAL Number of UNDUPLICATED Recipients | | 35 | 3,282 | 5,432 | 2,864 | 4,590 | 712 | 854 | 897 | 1,357 | 19,627 | 30,101 | 27,382 | 42,333 | 69,715 |
| D. TOTAL Dollar Amount | | 36 | \$18,730,488 | \$28,881,476 | \$17,076,435 | \$24,732,571 | \$4,446,935 | \$5,292,579 | \$5,284,031 | \$7,254,285 | \$116,122,575 | \$163,320,776 | \$161,660,464 | \$229,481,688 | \$391,142,152 |

TOTAL INSTITUTIONS AGGREGATE

| TYPE OF FINANCIAL ASSISTANCE | Line No. | RACE/ETHNIC IDENTIFICATION AND SEX | | | | | | | | | | TOTAL | | | |
|--|---------------|------------------------------------|-------------|-----------------------------------|-------------|---------------------------|-----------|-------------|-------------|--------------------------------|--------------|--------------|--------------|-----------------|--------------|
| | | BLACK (not of Hispanic origin) | | AMERICAN INDIAN OR ALASKAN NATIVE | | ASIAN OR PACIFIC ISLANDER | | HISPANIC | | WHITE (not of Hispanic origin) | | Male | Female | Male and Female | |
| | | Male | Female | Male | Female | Male | Female | Male | Female | Male | Female | | | | |
| III. SCHOLARSHIPS | | | | | | | | | | | | | | | |
| A. State of Oklahoma Funded | No. of Awards | 37 | 316 | 653 | 471 | 771 | 104 | 162 | 155 | 209 | 3,017 | 4,391 | 4,063 | 6,186 | 10,249 |
| | Dollar Amount | 38 | \$749,743 | \$1,436,096 | \$815,095 | \$1,128,708 | \$302,138 | \$382,935 | \$362,782 | \$362,733 | \$6,873,495 | \$7,726,809 | \$9,103,261 | \$11,037,280 | \$20,140,541 |
| B. All Other Scholarships | No. of Awards | 39 | 2,221 | 2,114 | 2,058 | 2,770 | 437 | 534 | 558 | 723 | 11,647 | 15,992 | 16,921 | 22,133 | 39,054 |
| | Dollar Amount | 40 | \$4,497,748 | \$2,773,170 | \$2,557,007 | \$3,259,822 | \$603,619 | \$647,258 | \$738,232 | \$822,947 | \$14,702,414 | \$16,812,651 | \$23,099,020 | \$24,315,847 | \$47,414,868 |
| C. TOTAL Number of UNDUPLICATED Recipients | | 41 | 1,476 | 1,790 | 1,556 | 2,245 | 302 | 375 | 465 | 555 | 9,262 | 12,582 | 13,061 | 17,547 | 30,608 |
| D. TOTAL Dollar Amount | | 42 | \$5,247,491 | \$4,209,266 | \$3,372,102 | \$4,388,529 | \$905,766 | \$1,030,193 | \$1,101,014 | \$1,185,680 | \$21,575,909 | \$24,539,461 | \$32,202,282 | \$35,353,127 | \$67,555,408 |
| IV. STUDENT EMPLOYMENT | | | | | | | | | | | | | | | |
| A. Federal Work-Study | No. of Awards | 43 | 303 | 602 | 225 | 389 | 48 | 56 | 75 | 104 | 1,349 | 2,367 | 2,000 | 3,518 | 5,518 |
| | Dollar Amount | 44 | \$422,612 | \$1,024,757 | \$316,234 | \$577,364 | \$95,790 | \$110,358 | \$109,059 | \$171,409 | \$2,047,805 | \$3,546,345 | \$2,991,500 | \$5,430,232 | \$8,421,732 |
| B. Institutional Student Employment | No. of Awards | 45 | 456 | 524 | 499 | 671 | 147 | 134 | 168 | 168 | 5,646 | 6,220 | 6,916 | 17,185 | 24,101 |
| | Dollar Amount | 46 | \$1,130,069 | \$1,345,272 | \$1,128,068 | \$1,756,576 | \$504,210 | \$432,193 | \$489,845 | \$466,358 | \$23,288,005 | \$20,815,181 | \$26,540,197 | \$24,815,579 | \$51,355,777 |
| C. All Other Student Work-Study | No. of Awards | 47 | 0 | 0 | 0 | 0 | 0 | 0 | 0 | 0 | 0 | 0 | 0 | 0 | 0 |
| | Dollar Amount | 48 | \$0 | \$0 | \$0 | \$0 | \$0 | \$0 | \$0 | \$0 | \$0 | \$0 | \$0 | \$0 | \$0 |
| D. TOTAL Number of UNDUPLICATED Recipients | | 49 | 640 | 926 | 645 | 931 | 189 | 187 | 200 | 229 | 6,587 | 7,921 | 8,261 | 10,194 | 18,455 |
| E. TOTAL Dollar Amount | | 50 | \$1,552,681 | \$2,370,028 | \$1,444,302 | \$2,333,940 | \$600,000 | \$542,551 | \$598,904 | \$637,767 | \$25,335,810 | \$24,361,525 | \$29,531,697 | \$30,245,811 | \$59,777,509 |

TOTAL INSTITUTIONS AGGREGATE

| TYPE OF FINANCIAL ASSISTANCE | Line No. | RACE/ETHNIC IDENTIFICATION AND SEX | | | | | | | | | | | | |
|---|----------|------------------------------------|--------------|-----------------------------------|--------------|---------------------------|--------------|--------------|--------------|--------------------------------|---------------|-------------|---------------|-----------------|
| | | BLACK (not of Hispanic origin) | | AMERICAN INDIAN OR ALASKAN NATIVE | | ASIAN OR PACIFIC ISLANDER | | HISPANIC | | WHITE (not of Hispanic origin) | | TOTAL | | |
| | | Male | Female | Male | Female | Male | Female | Male | Female | Male | Female | Male | Female | Male and Female |
| A. TOTAL Number of Awards & Loans | 51 | #VALUE! | #VALUE! | #VALUE! | #VALUE! | 3,056 | 3,965 | 3,691 | 5,413 | 75,744 | 109,474 | 131,502 | 230,994 | 363,683 |
| B. TOTAL Dollar Amount | 52 | \$39,602,926 | \$54,523,261 | \$36,851,898 | \$55,617,931 | \$8,775,924 | \$10,266,509 | \$10,671,511 | \$14,578,694 | \$229,420,862 | \$310,978,918 | 325,323,119 | \$446,074,312 | \$770,190,431 |
| C. TOTAL UNDUPLICATED Number of Recipients | 53 | 4,367 | 7,267 | 6,336 | 10,461 | 1,412 | 1,742 | 1,814 | 2,599 | 39,617 | 58,193 | 53,236 | 80,262 | 133,498 |

file = aggregated for the comprehensive institutions
file is linked to file for the comprehensive institutions
e:\shipra\BC3\Currentagg-comp.xls

COMPREHENSIVE AGGREGATE
Financial Assistance to Students in Higher Education
26000 B3 2003-2004
Page 1 of 5 Pages

| TYPE OF FINANCIAL ASSISTANCE | | | RACE/ETHNIC IDENTIFICATION AND SEX | | | | | | | | | | | TOTAL | | |
|--|---------------|----|------------------------------------|-------------|-----------------------------------|-------------|---------------------------|-------------|-------------|-------------|--------------------------------|--------------|--------------|--------------|--------------|--------------|
| | | | BLACK (not of Hispanic origin) | | AMERICAN INDIAN OR ALASKAN NATIVE | | ASIAN OR PACIFIC ISLANDER | | HISPANIC | | WHITE (not of Hispanic origin) | | | | | |
| | | | Male | Female | Male | Female | Male | Female | Male | Female | Male | Female | Male | | | |
| Line No. | | | | | | | | | | | | | | | | |
| I. GRANTS | | | | | | | | | | | | | | | | |
| A. Federal Pell Grant | No. of Awards | 1 | 451 | 611 | 525 | 678 | 259 | 282 | 194 | 229 | 3,558 | 3,848 | 4,987 | 5,648 | 10,635 | |
| | Dollar Amount | 2 | \$1,293,286 | \$1,713,996 | \$1,360,297 | \$1,710,083 | \$731,290 | \$771,236 | \$494,529 | \$586,678 | \$9,000,929 | \$9,448,068 | \$12,880,331 | \$14,230,061 | \$27,110,392 | |
| B. Federal SEOG | No. of Awards | 3 | 65 | 177 | 88 | 126 | 57 | 69 | 28 | 66 | 538 | 700 | 776 | 1,138 | 1,914 | |
| | Dollar Amount | 4 | 44,800 | \$128,896 | \$64,193 | \$89,329 | \$38,493 | \$46,615 | \$17,350 | \$49,736 | \$406,505 | \$521,980 | \$571,341 | \$836,556 | \$1,407,897 | |
| C. Voc. Rehab. Grants | No. of Awards | 5 | 4 | 4 | 12 | 11 | 3 | 0 | 8 | 7 | 143 | 118 | 170 | 140 | 310 | |
| | Dollar Amount | 6 | \$11,271 | \$9,154 | \$17,916 | \$22,719 | \$4,355 | \$0 | \$13,959 | \$19,026 | \$263,645 | \$238,697 | \$311,146 | \$289,596 | \$600,742 | |
| D. State & Local Grants | No. of Awards | 7 | 136 | 322 | 249 | 355 | 116 | 143 | 62 | 95 | 1,594 | 1,943 | 2,157 | 2,858 | 5,015 | |
| | Dollar Amount | 8 | \$174,936 | \$378,501 | \$285,686 | \$395,199 | \$114,752 | \$156,975 | \$75,171 | \$104,737 | \$1,984,851 | \$2,547,578 | \$2,635,396 | \$3,582,990 | \$6,218,386 | |
| E. Private Sources | No. of Awards | 9 | 0 | 0 | 3 | 3 | 0 | 0 | 0 | 0 | 0 | 0 | 3 | 3 | 6 | |
| | Dollar Amount | 10 | \$0 | \$0 | \$3,000 | \$6,000 | \$0 | \$0 | \$0 | \$0 | \$0 | \$0 | \$3,000 | \$6,000 | \$9,000 | |
| F. Institutional Grants | No. of Awards | 11 | 2 | 8 | 8 | 8 | 1 | 4 | 1 | 8 | 72 | 71 | 84 | 99 | 183 | |
| | Dollar Amount | 12 | \$2,000 | \$8,000 | \$7,500 | \$8,500 | \$500 | \$4,000 | \$1,000 | \$8,000 | \$69,125 | \$70,337 | \$80,125 | \$98,837 | \$178,962 | |
| G. General Enrollment Fee Waivers | No. of Awards | 13 | 281 | 444 | 577 | 897 | 286 | 353 | 203 | 221 | 5,430 | 6,317 | 6,777 | 8,232 | 15,009 | |
| | Dollar Amount | 14 | \$359,408 | \$444,194 | \$690,593 | \$898,716 | \$351,176 | \$394,698 | \$227,626 | \$234,815 | \$6,928,582 | \$7,176,113 | \$8,557,385 | \$9,148,536 | \$17,705,921 | |
| H. Nonresident Tuition Waivers | No. of Awards | 15 | 180 | 190 | 118 | 128 | 65 | 71 | 130 | 116 | 1,996 | 2,158 | 2,489 | 2,663 | 5,152 | |
| | Dollar Amount | 16 | \$723,117 | \$552,112 | \$397,991 | \$427,889 | \$237,757 | \$254,636 | \$503,614 | \$436,839 | \$7,806,599 | \$8,169,526 | \$9,669,078 | \$9,841,002 | \$19,510,080 | |
| I. All Other Grants | No. of Awards | 17 | 61 | 60 | 633 | 707 | 18 | 14 | 35 | 18 | 585 | 324 | 1,332 | 1,123 | 2,455 | |
| | Dollar Amount | 18 | \$206,814 | \$167,673 | \$1,348,869 | \$1,397,316 | \$83,133 | \$33,601 | \$138,667 | \$74,328 | \$2,605,442 | \$1,032,198 | \$4,382,925 | \$2,705,116 | \$7,088,041 | |
| J. TOTAL Number of UNDUPLICATED Recipients | | | 19 | 691 | 896 | 1,178 | 1,463 | 431 | 456 | 395 | 406 | 8,962 | 9,578 | 11,657 | 12,799 | 24,456 |
| K. TOTAL Dollar Amount | | | 20 | \$2,815,632 | \$3,402,526 | \$4,176,045 | \$4,955,751 | \$1,561,456 | \$1,661,761 | \$1,471,916 | \$1,514,159 | \$29,065,678 | \$29,204,497 | \$39,090,727 | \$40,738,694 | \$79,829,421 |

| TYPE OF FINANCIAL ASSISTANCE | Line No. | RACE/ETHNIC IDENTIFICATION AND SEX | | | | | | | | | | | TOTAL | | |
|--|---------------|------------------------------------|-------------|-----------------------------------|-------------|---------------------------|-------------|-------------|-------------|--------------------------------|--------------|--------------|--------------|-----------------|---------------|
| | | BLACK (not of Hispanic origin) | | AMERICAN INDIAN OR ALASKAN NATIVE | | ASIAN OR PACIFIC ISLANDER | | HISPANIC | | WHITE (not of Hispanic origin) | | Male | Female | Male and Female | |
| | | Male | Female | Male | Female | Male | Female | Male | Female | Male | Female | | | | |
| II. LOANS | | | | | | | | | | | | | | | |
| A. Repayable By Cash Only | | | | | | | | | | | | | | | |
| 1. Federal Perkins Loan | No. of Awards | 21 | 81 | 170 | 82 | 126 | 39 | 57 | 30 | 44 | 783 | 1,124 | 1,015 | 1,521 | 2,536 |
| | Dollar Amount | 22 | \$219,342 | \$470,006 | \$230,139 | \$312,749 | \$86,218 | \$125,244 | \$86,161 | \$104,298 | \$2,277,713 | \$2,740,739 | \$2,899,573 | \$3,753,036 | \$6,652,609 |
| 2. Other Federal Loans | No. of Awards | 23 | 1,403 | 1,964 | 1,645 | 2,148 | 611 | 754 | 665 | 793 | 14,987 | 17,128 | 19,311 | 22,787 | 42,098 |
| | Dollar Amount | 24 | \$5,830,727 | \$7,919,953 | \$7,782,202 | \$8,828,394 | \$3,178,656 | \$3,480,211 | \$3,036,983 | \$3,401,893 | \$64,256,769 | \$70,840,573 | \$84,085,337 | \$94,471,024 | \$178,556,361 |
| 3. Institutional Loans | No. of Awards | 25 | 35 | 67 | 36 | 34 | 16 | 30 | 17 | 23 | 293 | 380 | 397 | 534 | 931 |
| | Dollar Amount | 26 | \$98,123 | \$187,834 | \$94,461 | \$84,040 | \$30,500 | \$77,750 | \$55,770 | \$63,725 | \$890,707 | \$1,050,038 | \$1,169,561 | \$1,463,387 | \$2,632,948 |
| 4. Private Sources | No. of Awards | 27 | 38 | 48 | 44 | 79 | 12 | 19 | 25 | 34 | 405 | 552 | 524 | 732 | 1,256 |
| | Dollar Amount | 28 | \$170,281 | \$235,073 | \$344,662 | \$423,637 | \$84,987 | \$145,724 | \$133,602 | \$255,278 | \$3,383,275 | \$3,727,313 | \$4,116,807 | \$4,787,025 | \$8,903,832 |
| 5. All Other Loans (Repayable-Cash Only) | No. of Awards | 29 | 16 | 28 | 37 | 27 | 2 | 3 | 7 | 7 | 236 | 215 | 298 | 280 | 578 |
| | Dollar Amount | 30 | \$68,490 | \$120,581 | \$157,527 | \$108,185 | \$17,015 | \$17,539 | \$25,448 | \$37,392 | \$1,268,049 | \$1,108,194 | \$1,536,529 | \$1,391,891 | \$2,928,420 |
| B. Repayable By Cash or Service | | | | | | | | | | | | | | | |
| 1. Private Sources | No. of Awards | 31 | 0 | 0 | 0 | 0 | 0 | 0 | 0 | 0 | 0 | 0 | 0 | 0 | 0 |
| | Dollar Amount | 32 | \$0 | \$0 | \$0 | \$0 | \$0 | \$0 | \$0 | \$0 | \$0 | \$0 | \$0 | \$0 | \$0 |
| 2. All Other Loans (Repayable by Cash or Service) | No. of Awards | 33 | 0 | 0 | 3 | 5 | 0 | 1 | 0 | 0 | 16 | 5 | 19 | 11 | 30 |
| | Dollar Amount | 34 | \$0 | \$0 | \$50,685 | \$80,345 | \$0 | \$14,278 | \$0 | \$0 | \$376,795 | \$112,877 | \$427,480 | \$207,500 | \$634,980 |
| C. TOTAL Number of UNDUPLICATED Recipients | | 35 | 688 | 1,151 | 1,108 | 1,376 | 474 | 520 | 420 | 489 | 9,678 | 11,005 | 12,368 | 14,541 | 26,909 |
| D. TOTAL Dollar Amount | | 36 | \$6,386,963 | \$8,933,447 | \$8,659,676 | \$9,837,350 | \$3,397,376 | \$3,860,746 | \$3,337,964 | \$3,862,586 | \$72,453,308 | \$79,579,734 | \$94,235,287 | \$106,073,863 | \$200,309,150 |

| TYPE OF FINANCIAL ASSISTANCE | Line No. | RACE/ETHNIC IDENTIFICATION AND SEX | | | | | | | | | | | TOTAL | | |
|--|---------------|------------------------------------|-------------|-----------------------------------|-------------|---------------------------|-----------|-----------|-----------|--------------------------------|--------------|--------------|--------------|-----------------|--------------|
| | | BLACK (not of Hispanic origin) | | AMERICAN INDIAN OR ALASKAN NATIVE | | ASIAN OR PACIFIC ISLANDER | | HISPANIC | | WHITE (not of Hispanic origin) | | Male | Female | Male and Female | |
| | | Male | Female | Male | Female | Male | Female | Male | Female | Male | Female | | | | |
| III. SCHOLARSHIPS | | | | | | | | | | | | | | | |
| A. State of Oklahoma Funded | No. of Awards | 37 | 49 | 101 | 112 | 118 | 72 | 91 | 60 | 55 | 1,019 | 957 | 1,312 | 1,322 | 2,634 |
| | Dollar Amount | 38 | \$159,386 | \$270,488 | \$418,876 | \$367,569 | \$273,537 | \$306,280 | \$232,406 | \$191,206 | \$4,389,397 | \$3,743,513 | \$5,473,602 | \$4,879,056 | \$10,352,658 |
| B. All Other Scholarships | No. of Awards | 39 | 848 | 703 | 981 | 1,012 | 307 | 372 | 266 | 319 | 6,613 | 7,957 | 9,015 | 10,363 | 19,378 |
| | Dollar Amount | 40 | \$2,611,030 | \$1,138,834 | \$1,367,743 | \$1,414,012 | \$471,186 | \$503,736 | \$435,804 | \$476,494 | \$9,375,329 | \$9,994,091 | \$14,261,092 | \$13,527,167 | \$27,788,259 |
| C. TOTAL Number of UNDUPLICATED Recipients | | 41 | 365 | 423 | 582 | 628 | 203 | 232 | 191 | 198 | 4,457 | 5,065 | 5,798 | 6,546 | 12,344 |
| D. TOTAL Dollar Amount | | 42 | \$2,770,416 | \$1,409,322 | \$1,786,619 | \$1,781,581 | \$744,723 | \$810,016 | \$668,210 | \$667,700 | \$13,764,726 | \$13,737,604 | \$19,734,694 | \$18,406,223 | \$38,140,917 |
| IV. STUDENT EMPLOYMENT | | | | | | | | | | | | | | | |
| A. Federal Work-Study | No. of Awards | 43 | 61 | 147 | 53 | 84 | 26 | 26 | 25 | 41 | 375 | 545 | 540 | 843 | 1,383 |
| | Dollar Amount | 44 | \$147,512 | \$322,149 | \$86,855 | \$181,756 | \$68,438 | \$68,882 | \$53,091 | \$97,926 | \$803,960 | \$1,069,171 | \$1,159,856 | \$1,739,884 | \$2,899,740 |
| B. Institutional Student Employment | No. of Awards | 45 | 166 | 192 | 217 | 237 | 72 | 66 | 85 | 94 | 4,031 | 3,915 | 4,571 | 4,504 | 9,075 |
| | Dollar Amount | 46 | \$718,297 | \$798,057 | \$714,629 | \$1,000,033 | \$369,903 | \$319,185 | \$375,656 | \$358,950 | \$20,593,884 | \$16,983,480 | \$22,772,369 | \$19,459,705 | \$42,232,074 |
| C. All Other Student Work-Study | No. of Awards | 47 | 0 | 0 | 0 | 0 | 0 | 0 | 0 | 0 | 0 | 0 | 0 | 0 | 0 |
| | Dollar Amount | 48 | \$0 | \$0 | \$0 | \$0 | \$0 | \$0 | \$0 | \$0 | \$0 | \$0 | \$0 | \$0 | \$0 |
| D. TOTAL Number of UNDUPLICATED Recipients | | 49 | 175 | 236 | 250 | 293 | 100 | 93 | 90 | 108 | 4,285 | 4,389 | 4,900 | 5,119 | 10,019 |
| E. TOTAL Dollar Amount | | 50 | \$865,809 | \$1,120,206 | \$801,484 | \$1,181,789 | \$438,341 | \$388,067 | \$428,747 | \$456,876 | \$21,397,844 | \$18,052,651 | \$23,932,225 | \$21,199,589 | \$45,131,814 |

| TYPE OF FINANCIAL ASSISTANCE | Line No. | RACE/ETHNIC IDENTIFICATION AND SEX | | | | | | | | | | | TOTAL | | |
|---|----------|------------------------------------|--------------|-----------------------------------|--------------|---------------------------|-------------|-------------|-------------|--------------------------------|---------------|---------------|---------------|-----------------|--|
| | | BLACK (not of Hispanic origin) | | AMERICAN INDIAN OR ALASKAN NATIVE | | ASIAN OR PACIFIC ISLANDER | | HISPANIC | | WHITE (not of Hispanic origin) | | Male | Female | Male and Female | |
| | | Male | Female | Male | Female | Male | Female | Male | Female | Male | Female | | | | |
| A. TOTAL Number of Awards & Loans | 51 | 3,877 | 5,236 | 5,423 | 6,783 | 1,962 | 2,355 | 1,841 | 2,170 | 42,674 | 48,257 | 55,777 | 64,801 | 120,578 | |
| B. TOTAL Dollar Amount | 52 | \$12,838,820 | \$14,865,501 | \$15,423,824 | \$17,756,471 | \$6,141,896 | \$6,720,590 | \$5,906,837 | \$6,501,321 | \$136,681,556 | \$140,574,486 | \$176,992,933 | \$186,418,369 | \$363,411,302 | |
| C. TOTAL UNDUPLICATED Number of Recipients | 53 | 1,080 | 1,530 | 1,739 | 2,204 | 764 | 843 | 635 | 721 | 17,187 | 18,962 | 21,405 | 24,260 | 45,665 | |

file=aggregate for 4-year institutions
file is linked to files with the 4-year institutions reports

FOUR-YEAR INSTITUTION AGGREGATE
Financial Assistance to Students in Higher Education
26000 B3 2003-2004
Page 1 of 5 Pages

| TYPE OF FINANCIAL ASSISTANCE | Line No. | RACE/ETHNIC IDENTIFICATION AND SEX | | | | | | | | | | | TOTAL | | | | |
|--|---------------|------------------------------------|-------------|-----------------------------------|-------------|---------------------------|-----------|-----------|-------------|--------------------------------|--------------|--------------|--------------|-----------------|--------------|--|--|
| | | BLACK (not of Hispanic origin) | | AMERICAN INDIAN OR ALASKAN NATIVE | | ASIAN OR PACIFIC ISLANDER | | HISPANIC | | WHITE (not of Hispanic origin) | | Male | Female | Male and Female | | | |
| | | Male | Female | Male | Female | Male | Female | Male | Female | Male | Female | | | | | | |
| I. GRANTS | | | | | | | | | | | | | | | | | |
| A. Federal Pell Grant | No. of Awards | 1 | 1,912 | 2,392 | 1,435 | 2,490 | 174 | 246 | 307 | 559 | 5,549 | 9,875 | 9,354 | 15,562 | 24,916 | | |
| | Dollar Amount | 2 | \$4,989,635 | \$5,927,703 | \$3,527,120 | \$6,179,589 | \$330,470 | \$459,649 | \$745,739 | \$1,334,737 | \$12,321,209 | \$22,259,697 | \$21,914,172 | \$36,161,375 | \$58,075,547 | | |
| B. Federal SEOG | No. of Awards | 3 | 147 | 241 | 168 | 326 | 16 | 26 | 25 | 54 | 588 | 1,384 | 944 | 2,031 | 2,975 | | |
| | Dollar Amount | 4 | \$97,320 | \$160,080 | \$73,704 | \$151,613 | \$6,700 | \$13,000 | \$9,625 | \$29,575 | \$238,986 | \$591,956 | \$426,335 | \$946,224 | \$1,372,559 | | |
| C. Voc. Rehab. Grants | No. of Awards | 5 | 39 | 36 | 60 | 81 | 1 | 2 | 7 | 20 | 306 | 363 | 413 | 502 | 915 | | |
| | Dollar Amount | 6 | \$48,984 | \$53,390 | \$134,436 | \$163,328 | \$4,524 | \$2,899 | \$11,754 | \$37,669 | \$615,761 | \$720,187 | \$815,458 | \$977,474 | \$1,792,932 | | |
| D. State & Local Grants | No. of Awards | 7 | 436 | 937 | 528 | 998 | 56 | 102 | 96 | 196 | 1,833 | 3,866 | 2,949 | 6,099 | 9,048 | | |
| | Dollar Amount | 8 | \$321,245 | \$670,152 | \$433,015 | \$809,088 | \$32,942 | \$61,711 | \$72,288 | \$138,893 | \$1,374,566 | \$2,861,441 | \$2,234,056 | \$4,541,285 | \$6,775,341 | | |
| E. Private Sources | No. of Awards | 9 | 2 | 5 | 15 | 41 | 1 | 5 | 5 | 6 | 66 | 101 | 89 | 158 | 247 | | |
| | Dollar Amount | 10 | \$1,204 | \$1,200 | \$30,087 | \$63,350 | \$780 | \$5,044 | \$3,208 | \$6,358 | \$64,437 | \$130,852 | \$99,715 | \$206,803 | \$306,519 | | |
| F. Institutional Grants | No. of Awards | 11 | 25 | 54 | 24 | 54 | 11 | 22 | 10 | 40 | 362 | 668 | 432 | 838 | 1,270 | | |
| | Dollar Amount | 12 | \$8,614 | \$27,670 | \$16,152 | \$32,102 | \$6,604 | \$16,052 | \$8,712 | \$22,722 | \$227,058 | \$381,653 | \$267,140 | \$480,198 | \$747,338 | | |
| G. General Enrollment Fee Waivers | No. of Awards | 13 | 477 | 599 | 508 | 777 | 67 | 124 | 135 | 170 | 3,385 | 5,211 | 4,572 | 6,881 | 11,453 | | |
| | Dollar Amount | 14 | \$415,870 | \$460,456 | \$471,292 | \$654,697 | \$51,095 | \$84,472 | \$114,897 | \$132,504 | \$2,856,382 | \$4,017,046 | \$3,909,535 | \$5,349,175 | \$8,051,710 | | |
| H. Nonresident Tuition Waivers | No. of Awards | 15 | 776 | 415 | 125 | 145 | 95 | 72 | 177 | 163 | 1,391 | 1,602 | 2,565 | 2,397 | 4,962 | | |
| | Dollar Amount | 16 | \$1,786,581 | \$946,964 | \$230,685 | \$244,117 | \$220,176 | \$212,208 | \$330,781 | \$359,367 | \$3,335,378 | \$3,950,015 | \$5,903,600 | \$5,821,671 | \$11,725,271 | | |
| I. All Other Grants | No. of Awards | 17 | 79 | 96 | 833 | 1,385 | 2 | 2 | 15 | 19 | 182 | 254 | 1,111 | 1,756 | 2,867 | | |
| | Dollar Amount | 18 | \$352,207 | \$342,577 | \$1,224,589 | \$2,113,696 | \$5,048 | \$2,110 | \$15,401 | \$33,032 | \$315,248 | \$410,668 | \$1,912,493 | \$2,902,083 | \$4,814,576 | | |
| J. TOTAL Number of UNDUPLICATED Recipients | | 19 | 2,345 | 2,644 | 2,053 | 3,362 | 243 | 305 | 519 | 645 | 8,298 | 13,350 | 13,458 | 20,306 | 33,764 | | |
| K. TOTAL Dollar Amount | | 20 | \$8,021,660 | \$8,590,192 | \$6,141,078 | \$10,411,580 | \$658,339 | \$857,145 | \$1,312,405 | \$2,094,857 | \$21,349,024 | \$35,323,515 | \$37,482,504 | \$57,386,288 | \$93,661,793 | | |

| TYPE OF FINANCIAL ASSISTANCE | Line No. | RACE/ETHNIC IDENTIFICATION AND SEX | | | | | | | | | | TOTAL | | | |
|---|---------------|------------------------------------|--------------|-----------------------------------|-------------|---------------------------|-----------|-----------|-------------|--------------------------------|--------------|--------------|--------------|-----------------|---------------|
| | | BLACK (not of Hispanic origin) | | AMERICAN INDIAN OR ALASKAN NATIVE | | ASIAN OR PACIFIC ISLANDER | | HISPANIC | | WHITE (not of Hispanic origin) | | Male | Female | Male and Female | |
| | | Male | Female | Male | Female | Male | Female | Male | Female | Male | Female | | | | |
| II. LOANS | | | | | | | | | | | | | | | |
| A. Repayable By Cash Only | | | | | | | | | | | | | | | |
| 1. Federal Perkins Loan | No. of Awards | 21 | 33 | 51 | 65 | 106 | 1 | 7 | 7 | 10 | 161 | 346 | 267 | 520 | 787 |
| | Dollar Amount | 22 | \$71,495 | \$111,079 | \$188,006 | \$285,060 | \$3,000 | \$12,316 | \$18,948 | \$20,683 | \$388,201 | \$802,647 | \$669,650 | \$1,231,785 | \$1,901,435 |
| 2. Other Federal Loans | No. of Awards | 23 | 2,529 | 3,705 | 1,929 | 3,316 | 227 | 339 | 437 | 756 | 9,801 | 17,307 | 14,923 | 25,423 | 40,346 |
| | Dollar Amount | 24 | \$10,094,348 | \$13,386,787 | \$6,115,156 | \$10,680,122 | \$673,715 | \$869,510 | \$1,232,918 | \$2,166,985 | \$28,595,824 | \$51,956,751 | \$46,711,960 | \$79,060,155 | \$125,772,115 |
| 3. Institutional Loans | No. of Awards | 25 | 0 | 0 | 0 | 0 | 0 | 0 | 0 | 0 | 0 | 0 | 0 | 0 | 0 |
| | Dollar Amount | 26 | \$0 | \$0 | \$0 | \$0 | \$0 | \$0 | \$0 | \$0 | \$0 | \$0 | \$0 | \$0 | \$0 |
| 4. Private Sources | No. of Awards | 27 | 5 | 10 | 11 | 15 | 2 | 7 | 3 | 3 | 77 | 122 | 98 | 157 | 255 |
| | Dollar Amount | 28 | \$15,948 | \$45,915 | \$54,729 | \$88,468 | \$4,000 | \$37,434 | \$7,500 | \$15,000 | \$320,434 | \$464,244 | \$402,611 | \$651,061 | \$1,053,672 |
| 5. All Other Loans (Repayable-Cash Only) | No. of Awards | 29 | 9 | 8 | 8 | 13 | 0 | 0 | 0 | 2 | 27 | 39 | 44 | 62 | 106 |
| | Dollar Amount | 30 | \$9,598 | \$8,250 | \$3,600 | \$6,590 | \$0 | \$0 | \$0 | \$600 | \$32,471 | \$19,971 | \$45,669 | \$35,411 | \$81,080 |
| B. Repayable By Cash or Service | | | | | | | | | | | | | | | |
| 1. Private Sources | No. of Awards | 31 | 0 | 0 | 0 | 0 | 0 | 0 | 0 | 0 | 0 | 0 | 0 | 0 | 0 |
| | Dollar Amount | 32 | \$0 | \$0 | \$0 | \$0 | \$0 | \$0 | \$0 | \$0 | \$0 | \$0 | \$0 | \$0 | \$0 |
| 2. All Other Loans (Repayable by Cash or Service) | No. of Awards | 33 | 0 | 0 | 0 | 0 | 0 | 0 | 0 | 0 | 0 | 0 | 0 | 0 | 0 |
| | Dollar Amount | 34 | \$0 | \$0 | \$0 | \$0 | \$0 | \$0 | \$0 | \$0 | \$0 | \$0 | \$0 | \$0 | \$0 |
| C. TOTAL Number of UNDUPLICATED Recipients | | | | | | | | | | | | | | | |
| | | 35 | 1,866 | 2,375 | 1,171 | 2,097 | 119 | 176 | 277 | 469 | 5,900 | 10,220 | 9,333 | 15,336 | 24,669 |
| D. TOTAL Dollar Amount | | | | | | | | | | | | | | | |
| | | 36 | \$10,191,389 | \$13,552,031 | \$6,361,491 | \$11,060,240 | \$680,715 | \$919,260 | \$1,259,366 | \$2,203,268 | \$29,336,930 | \$53,243,613 | \$47,829,890 | \$80,978,412 | \$128,808,302 |

| TYPE OF FINANCIAL ASSISTANCE | Line No. | RACE/ETHNIC IDENTIFICATION AND SEX | | | | | | | | | | | TOTAL | | | |
|--|---------------|------------------------------------|-------------|-----------------------------------|-------------|---------------------------|-----------|-----------|-----------|--------------------------------|-------------|-------------|-------------|-----------------|--------------|--|
| | | BLACK (not of Hispanic origin) | | AMERICAN INDIAN OR ALASKAN NATIVE | | ASIAN OR PACIFIC ISLANDER | | HISPANIC | | WHITE (not of Hispanic origin) | | Male | Female | Male and Female | | |
| | | Male | Female | Male | Female | Male | Female | Male | Female | Male | Female | | | | | |
| III. SCHOLARSHIPS | | | | | | | | | | | | | | | | |
| A. State of Oklahoma funded | No. of Awards | 37 | 228 | 433 | 281 | 457 | 17 | 48 | 78 | 100 | 1,308 | 2,282 | 1,912 | 3,320 | 5,232 | |
| | Dollar Amount | \$38 | \$544,387 | \$1,042,530 | \$329,547 | \$598,689 | \$13,441 | \$51,666 | \$104,084 | \$125,471 | \$1,792,573 | \$2,996,175 | \$2,784,041 | \$4,814,531 | \$7,598,572 | |
| B. All Other Scholarships | No. of Awards | 39 | 1,018 | 894 | 708 | 1,043 | 88 | 107 | 194 | 313 | 3,291 | 5,393 | 5,299 | 7,750 | 13,049 | |
| | Dollar Amount | 40 | \$1,455,220 | \$1,274,721 | \$770,553 | \$1,200,442 | \$85,257 | \$85,167 | \$212,884 | \$279,240 | \$3,222,943 | \$4,764,545 | \$5,746,857 | \$7,604,115 | \$13,350,972 | |
| C. TOTAL Number of UNDUPLICATED Recipients | | 41 | 843 | 840 | 606 | 916 | 63 | 93 | 179 | 250 | 2,949 | 4,622 | 4,640 | 6,721 | 11,361 | |
| D. TOTAL Dollar Amount | | 42 | \$1,999,607 | \$2,317,251 | \$1,100,100 | \$1,799,131 | \$98,707 | \$136,833 | \$316,968 | \$404,711 | \$5,015,516 | \$7,760,721 | \$8,530,898 | \$12,418,646 | \$20,949,544 | |
| IV. STUDENT EMPLOYMENT | | | | | | | | | | | | | | | | |
| A. Federal Work-Study | No. of Awards | 43 | 150 | 293 | 103 | 166 | 11 | 18 | 25 | 38 | 568 | 1,035 | 857 | 1,550 | 2,407 | |
| | Dollar Amount | 44 | \$180,434 | \$438,135 | \$147,178 | \$221,800 | \$13,706 | \$18,028 | \$28,590 | \$48,174 | \$714,711 | \$1,385,056 | \$1,084,619 | \$2,111,192 | \$3,195,811 | |
| B. Institutional Student Employment | No. of Awards | 45 | 233 | 241 | 225 | 330 | 62 | 60 | 54 | 61 | 1,227 | 1,737 | 1,801 | 2,429 | 4,230 | |
| | Dollar Amount | 46 | \$362,008 | \$380,028 | \$350,489 | \$574,343 | \$118,290 | \$93,899 | \$77,304 | \$76,530 | \$2,052,188 | \$2,812,979 | \$2,960,279 | \$3,937,780 | \$6,898,058 | |
| C. All Other Student Work-Study | No. of Awards | 47 | 0 | 0 | 0 | 0 | 0 | 0 | 0 | 0 | 0 | 0 | 0 | 0 | 0 | |
| | Dollar Amount | 48 | \$0 | \$0 | \$0 | \$0 | \$0 | \$0 | \$0 | \$0 | \$0 | \$0 | \$0 | \$0 | \$0 | |
| D. TOTAL Number of UNDUPLICATED Recipients | | 49 | 336 | 459 | 279 | 428 | 66 | 74 | 65 | 86 | 1,574 | 2,367 | 2,320 | 3,414 | 5,734 | |
| E. TOTAL Dollar Amount | | 50 | \$542,442 | \$818,163 | \$497,667 | \$796,143 | \$131,996 | \$111,927 | \$105,894 | \$124,704 | \$2,766,899 | \$4,198,035 | \$4,044,898 | \$6,048,972 | \$10,093,870 | |

| TYPE OF FINANCIAL ASSISTANCE | Line No. | RACE/ETHNIC IDENTIFICATION AND SEX | | | | | | | | | | | | |
|---|----------|------------------------------------|--------------|-----------------------------------|--------------|---------------------------|-------------|-------------|-------------|--------------------------------|---------------|--------------|---------------|-----------------|
| | | BLACK (not of Hispanic origin) | | AMERICAN INDIAN OR ALASKAN NATIVE | | ASIAN OR PACIFIC ISLANDER | | HISPANIC | | WHITE (not of Hispanic origin) | | TOTAL | | |
| | | Male | Female | Male | Female | Male | Female | Male | Female | Male | Female | Male | Female | Male and Female |
| A. TOTAL Number of Awards & Loans | 51 | #VALUE! | #VALUE! | #VALUE! | #VALUE! | 714 | 1,050 | 1,120 | 1,950 | 21,327 | 37,059 | 46,787 | 76,032 | 124,006 |
| B. TOTAL Dollar Amount | 52 | \$20,755,098 | \$25,277,637 | \$14,100,336 | \$24,067,094 | \$1,569,757 | \$2,025,165 | \$2,994,633 | \$4,827,540 | \$58,468,369 | \$100,525,884 | \$97,888,190 | \$156,832,318 | \$253,513,508 |
| C. TOTAL UNDUPLICATED Number of Recipients | 53 | 1,857 | 2,227 | 3,078 | 5,015 | 329 | 435 | 666 | 925 | 12,585 | 19,997 | 18,205 | 28,599 | 46,804 |

file is linked to the files containing the data for 2-year institutions

TWO-YEAR INSTITUTION AGGREGATE
Financial Assistance to Students in Higher Education
26000 B3 2003-2004
Page 1 of 5 Pages

| TYPE OF FINANCIAL ASSISTANCE | | Line No. | RACE/ETHNIC IDENTIFICATION AND SEX | | | | | | | | | | | TOTAL | | | |
|------------------------------|---|---------------|------------------------------------|-------------|-----------------------------------|-------------|---------------------------|-----------|-----------|-----------|--------------------------------|--------------|--------------|--------------|-----------------|--------------|--|
| | | | BLACK (not of Hispanic origin) | | AMERICAN INDIAN OR ALASKAN NATIVE | | ASIAN OR PACIFIC ISLANDER | | HISPANIC | | WHITE (not of Hispanic origin) | | Male | Female | Male and Female | | |
| | | | Male | Female | Male | Female | Male | Female | Male | Female | Male | Female | | | | | |
| I. GRANTS | | | | | | | | | | | | | | | | | |
| A. | Federal Pell Grant | No. of Awards | 1 | 1,094 | 2,920 | 1,051 | 2,560 | 176 | 280 | 286 | 668 | 5,160 | 13,314 | 7,767 | 19,742 | 27,509 | |
| | | Dollar Amount | 2 | \$2,298,431 | \$5,436,765 | \$2,381,835 | \$5,990,916 | \$413,109 | \$636,619 | \$606,907 | \$1,472,446 | \$10,734,743 | \$25,470,984 | \$16,435,025 | \$39,007,731 | \$55,442,755 | |
| B. | Federal SEOG | No. of Awards | 3 | 192 | 646 | 137 | 407 | 27 | 49 | 40 | 134 | 593 | 2,227 | 989 | 3,463 | 4,452 | |
| | | Dollar Amount | 4 | \$100,158 | \$346,698 | \$80,763 | \$209,776 | \$9,676 | \$21,664 | \$20,590 | \$54,593 | \$312,463 | \$1,027,804 | \$523,650 | \$1,660,534 | \$2,184,184 | |
| C. | Voc. Rehab. Grants | No. of Awards | 5 | 53 | 47 | 66 | 67 | 0 | 1 | 11 | 9 | 347 | 338 | 477 | 462 | 939 | |
| | | Dollar Amount | 6 | \$79,018 | \$67,687 | \$123,039 | \$99,806 | \$0 | \$893 | \$21,041 | \$10,256 | \$520,801 | \$371,437 | \$724,950 | \$550,079 | \$1,275,028 | |
| D. | State & Local Grants | No. of Awards | 7 | 206 | 849 | 293 | 879 | 50 | 84 | 55 | 187 | 1,192 | 3,975 | 1,796 | 5,974 | 7,770 | |
| | | Dollar Amount | 8 | \$146,999 | \$564,649 | \$250,036 | \$720,330 | \$41,938 | \$69,943 | \$40,670 | \$126,485 | \$914,844 | \$2,762,986 | \$1,394,487 | \$4,244,393 | \$5,638,879 | |
| E. | Private Sources | No. of Awards | 9 | 17 | 19 | 23 | 40 | 1 | 2 | 5 | 9 | 180 | 303 | 226 | 373 | 599 | |
| | | Dollar Amount | 10 | \$11,493 | \$10,016 | \$21,553 | \$30,462 | \$1,543 | \$994 | \$4,041 | \$2,905 | \$202,459 | \$290,199 | \$241,089 | \$334,576 | \$575,665 | |
| F. | Institutional Grants | No. of Awards | 11 | 68 | 93 | 42 | 73 | 12 | 18 | 16 | 27 | 400 | 553 | 538 | 764 | 1,302 | |
| | | Dollar Amount | 12 | \$90,450 | \$94,124 | \$31,982 | \$57,508 | \$19,909 | \$13,773 | \$15,476 | \$16,105 | \$299,331 | \$457,223 | \$457,148 | \$638,733 | \$1,095,881 | |
| G. | General Enrollment Fee Waivers | No. of Awards | 13 | 294 | 569 | 272 | 18,426 | 66 | 154 | 118 | 223 | 2,761 | 4,305 | 3,511 | 23,677 | 27,188 | |
| | | Dollar Amount | 14 | \$214,491 | \$343,745 | \$199,019 | \$360,896 | \$49,924 | \$107,156 | \$74,944 | \$134,993 | \$1,651,363 | \$2,482,326 | \$2,189,741 | \$3,429,116 | \$5,618,857 | |
| H. | Nonresident Tuition Waivers | No. of Awards | 15 | 138 | 58 | 18 | 29 | 20 | 10 | 48 | 21 | 450 | 519 | 674 | 637 | 1,311 | |
| | | Dollar Amount | 16 | \$239,020 | \$102,903 | \$33,368 | \$38,168 | \$48,002 | \$27,127 | \$85,185 | \$21,605 | \$970,146 | \$792,149 | \$1,375,721 | \$981,952 | \$2,357,673 | |
| I. | All Other Grants | No. of Awards | 17 | 55 | 84 | 394 | 878 | 15 | 10 | 39 | 43 | 316 | 528 | 819 | 1,543 | 2,362 | |
| | | Dollar Amount | 18 | \$54,914 | \$103,187 | \$1,539,290 | \$1,287,698 | \$19,327 | \$4,111 | \$34,388 | \$52,558 | \$365,717 | \$574,037 | \$2,013,636 | \$2,021,591 | \$4,035,226 | |
| J. | TOTAL Number of UNDUPLICATED Recipients | | 19 | 1341 | 3156 | 1,253 | 2,791 | 248 | 379 | 400 | 812 | 7,478 | 15,448 | 10,720 | 22,586 | 33,306 | |
| K. | TOTAL Dollar Amount | | 20 | \$3,234,973 | \$7,069,773 | \$4,641,936 | \$8,795,560 | \$603,428 | \$882,281 | \$903,242 | \$1,891,946 | \$15,971,866 | \$34,229,144 | \$25,355,445 | \$52,868,704 | \$78,224,149 | |

| TYPE OF FINANCIAL ASSISTANCE | Line No. | RACE/ETHNIC IDENTIFICATION AND SEX | | | | | | | | | | | TOTAL | | |
|---|---------------|------------------------------------|-------------|-----------------------------------|-------------|---------------------------|-----------|-----------|-----------|--------------------------------|--------------|--------------|--------------|-----------------|--------------|
| | | BLACK (not of Hispanic origin) | | AMERICAN INDIAN OR ALASKAN NATIVE | | ASIAN OR PACIFIC ISLANDER | | HISPANIC | | WHITE (not of Hispanic origin) | | Male | Female | Male and Female | |
| | | Male | Female | Male | Female | Male | Female | Male | Female | Male | Female | | | | |
| II. LOANS | | | | | | | | | | | | | | | |
| A. Repayable By Cash Only | | | | | | | | | | | | | | | |
| 1. Federal Perkins Loan | No. of Awards | 21 | 26 | 16 | 38 | 34 | 2 | 1 | 4 | 5 | 151 | 131 | 221 | 187 | 408 |
| | Dollar Amount | 22 | \$50,750 | \$23,250 | \$82,622 | \$69,937 | \$2,500 | \$3,000 | \$7,000 | \$10,359 | \$314,100 | \$247,934 | \$456,972 | \$354,480 | \$811,452 |
| 2. Other Federal Loans | No. of Awards | 23 | 963 | 2,705 | 777 | 1,608 | 137 | 192 | 308 | 496 | 5,284 | 11,999 | 7,469 | 17,000 | 24,469 |
| | Dollar Amount | 24 | \$2,101,386 | \$6,371,611 | \$1,972,647 | \$3,758,321 | \$366,344 | \$509,573 | \$679,701 | \$1,178,072 | \$14,015,970 | \$30,249,496 | \$19,136,048 | \$42,067,072 | \$61,203,120 |
| 3. Institutional Loans | No. of Awards | 25 | 0 | 0 | 0 | 0 | 0 | 0 | 0 | 0 | 0 | 0 | 0 | 0 | 0 |
| | Dollar Amount | 26 | \$0 | \$0 | \$0 | \$0 | \$0 | \$0 | \$0 | \$0 | \$0 | \$0 | \$0 | \$0 | \$0 |
| 4. Private Sources | No. of Awards | 27 | 0 | 1 | 0 | 2 | 0 | 0 | 0 | 0 | 1 | 0 | 1 | 3 | 4 |
| | Dollar Amount | 28 | \$0 | \$1,137 | \$0 | \$6,724 | \$0 | \$0 | \$0 | \$0 | \$2,267 | \$0 | \$2,267 | \$7,861 | \$10,128 |
| 5. All Other Loans (Repayable-Cash Only) | No. of Awards | 29 | 0 | 0 | 0 | 0 | 0 | 0 | 0 | 0 | 0 | 0 | 0 | 0 | 0 |
| | Dollar Amount | 30 | \$0 | \$0 | \$0 | \$0 | \$0 | \$0 | \$0 | \$0 | \$0 | \$0 | \$0 | \$0 | \$0 |
| B. Repayable By Cash or Service | | | | | | | | | | | | | | | |
| 1. Private Sources | No. of Awards | 31 | 0 | 0 | 0 | 0 | 0 | 0 | 0 | 0 | 0 | 0 | 0 | 0 | 0 |
| | Dollar Amount | 32 | \$0 | \$0 | \$0 | \$0 | \$0 | \$0 | \$0 | \$0 | \$0 | \$0 | \$0 | \$0 | \$0 |
| 2. All Other Loans (Repayable by Cash or Service) | No. of Awards | 33 | 0 | 0 | 0 | 0 | 0 | 0 | 0 | 0 | 0 | 0 | 0 | 0 | 0 |
| | Dollar Amount | 34 | \$0 | \$0 | \$0 | \$0 | \$0 | \$0 | \$0 | \$0 | \$0 | \$0 | \$0 | \$0 | \$0 |
| C. TOTAL Number of UNDUPLICATED Recipients | | 35 | 728 | 1906 | 585 | 1117 | 119 | 158 | 200 | 399 | 4049 | 8876 | 5,681 | 12,456 | 18,137 |
| D. TOTAL Dollar Amount | | 36 | \$2,152,136 | \$6,395,998 | \$2,055,269 | \$3,834,982 | \$368,844 | \$512,573 | \$686,701 | \$1,188,431 | \$14,332,337 | \$30,497,430 | \$19,595,287 | \$42,429,413 | \$62,024,700 |

| TYPE OF FINANCIAL ASSISTANCE | Line No. | RACE/ETHNIC IDENTIFICATION AND SEX | | | | | | | | | | | TOTAL | | |
|--|---------------|------------------------------------|-----------|-----------------------------------|-----------|---------------------------|----------|----------|-----------|--------------------------------|-------------|-------------|-------------|-----------------|-------------|
| | | BLACK (not of Hispanic origin) | | AMERICAN INDIAN OR ALASKAN NATIVE | | ASIAN OR PACIFIC ISLANDER | | HISPANIC | | WHITE (not of Hispanic origin) | | Male | Female | Male and Female | |
| | | Male | Female | Male | Female | Male | Female | Male | Female | Male | Female | | | | |
| III. SCHOLARSHIPS | | | | | | | | | | | | | | | |
| A. State of Oklahoma Funded | No. of Awards | 37 | 39 | 119 | 78 | 196 | 15 | 23 | 17 | 54 | 690 | 1,152 | 839 | 1,544 | 2,383 |
| | Dollar Amount | 38 | \$45,970 | \$123,078 | \$66,672 | \$162,450 | \$15,160 | \$24,989 | \$26,292 | \$46,056 | \$691,525 | \$987,121 | \$845,618 | \$1,343,693 | \$2,189,311 |
| B. All Other Scholarships | No. of Awards | 39 | 355 | 517 | 369 | 715 | 42 | 55 | 98 | 91 | 1,743 | 2,642 | 2,607 | 4,020 | 6,627 |
| | Dollar Amount | 40 | \$431,498 | \$359,615 | \$418,712 | \$645,367 | \$47,176 | \$58,355 | \$89,544 | \$67,213 | \$2,104,141 | \$2,054,015 | \$3,091,071 | \$3,184,565 | \$6,275,637 |
| C. TOTAL Number of UNDUPLICATED Recipients | | 41 | 268 | 527 | 368 | 701 | 36 | 50 | 95 | 107 | 1856 | 2895 | 2623 | 4280 | 6903 |
| D. TOTAL Dollar Amount | | 42 | \$477,468 | \$482,693 | \$485,383 | \$807,817 | \$62,336 | \$83,344 | \$115,836 | \$113,269 | \$2,795,667 | \$3,041,136 | \$3,936,690 | \$4,528,258 | \$8,464,947 |
| IV. STUDENT EMPLOYMENT | | | | | | | | | | | | | | | |
| A. Federal College Work-Study | No. of Awards | 43 | 92 | 162 | 69 | 139 | 11 | 12 | 25 | 25 | 406 | 787 | 603 | 1,125 | 1,728 |
| | Dollar Amount | 44 | \$94,666 | \$264,473 | \$82,201 | \$173,808 | \$13,646 | \$23,448 | \$27,378 | \$25,309 | \$529,134 | \$1,092,118 | \$747,025 | \$1,579,155 | \$2,326,180 |
| B. Institutional Student Employment | No. of Awards | 45 | 57 | 91 | 57 | 104 | 13 | 8 | 29 | 13 | 388 | 568 | 544 | 10,252 | 10,796 |
| | Dollar Amount | 46 | \$49,764 | \$167,187 | \$62,950 | \$182,200 | \$16,017 | \$19,109 | \$36,885 | \$30,878 | \$641,933 | \$1,018,721 | \$807,550 | \$1,418,095 | \$2,225,644 |
| C. All Other Student Work-Study | No. of Awards | 47 | 0 | 0 | 0 | 0 | 0 | 0 | 0 | 0 | 0 | 0 | 0 | 0 | 0 |
| | Dollar Amount | 48 | \$0 | \$0 | \$0 | \$0 | \$0 | \$0 | \$0 | \$0 | \$0 | \$0 | \$0 | \$0 | \$0 |
| D. TOTAL Number of UNDUPLICATED Recipients | | 49 | 129 | 231 | 116 | 210 | 23 | 20 | 45 | 35 | 728 | 1165 | 1,041 | 1,661 | 2,702 |
| E. TOTAL Dollar Amount | | 50 | \$144,430 | \$431,659 | \$145,151 | \$356,008 | \$29,663 | \$42,557 | \$64,263 | \$56,187 | \$1,171,067 | \$2,110,839 | \$1,554,575 | \$2,997,250 | \$4,551,825 |

| TYPE OF FINANCIAL ASSISTANCE | Line No. | RACE/ETHNIC IDENTIFICATION AND SEX | | | | | | | | | | | TOTAL | | |
|---|----------|------------------------------------|--------------|-----------------------------------|--------------|---------------------------|-------------|-------------|-------------|--------------------------------|--------------|--------------|---------------|-----------------|--|
| | | BLACK (not of Hispanic origin) | | AMERICAN INDIAN OR ALASKAN NATIVE | | ASIAN OR PACIFIC ISLANDER | | HISPANIC | | WHITE (not of Hispanic origin) | | Male | Female | Male and Female | |
| | | Male | Female | Male | Female | Male | Female | Male | Female | Male | Female | | | | |
| A. TOTAL Number of Awards & Loans | 51 | 2,029 | 3,792 | 2,007 | 4,538 | 380 | 560 | 730 | 1,293 | 11,743 | 24,158 | 28,938 | 90,161 | 119,099 | |
| B. TOTAL Dollar Amount | 52 | \$6,009,008 | \$14,380,123 | \$7,327,739 | \$13,794,366 | \$1,064,271 | \$1,520,754 | \$1,770,042 | \$3,249,833 | \$34,270,937 | \$69,878,549 | \$50,441,996 | \$102,823,625 | \$153,265,621 | |
| C. TOTAL UNDUPLICATED Number of Recipients | 53 | 1,430 | 3,510 | 1,519 | 3,242 | 319 | 464 | 513 | 953 | 9,845 | 19,234 | 13,626 | 27,403 | 41,029 | |