



Oklahoma State Regents for Higher Education

**ANNUAL
FINANCIAL AID
REPORT**

(Ocr b3)

2002-2003

April 1, 2004

OKLAHOMA STATE REGENTS FOR HIGHER EDUCATION

Carl R. Renfro
Chairman
Ponca City

Marlin "Ike" Glass, Jr.
Vice Chairman
Newkirk

Leonard J. Eaton, Jr.
Tulsa

James D. "Jimmy" Harrel
Secretary
Leedey

Cheryl P. Hunter
Edmond

Joseph E. Cappy
Assistant Secretary
Tulsa

John Massey
Durant

Bill W. Burgess, Jr.
Lawton

Joe L. Mayer
Guymon

Paul G. Risser
Chancellor

The Oklahoma State Regents for Higher Education in compliance with Titles VI and VII of the Civil Rights Act of 1964, Executive Order 11236 as amended, Title IX of the Education Amendments of 1972, Americans with Disabilities Act of 1990 and other federal laws do not discriminate on the basis of race, color, national origin, sex, age, religion, handicap or status as a veteran in any of its policies, practices, or procedures. This includes but is not limited to admissions, employment, financial aid, and educational services.

This publication, duplicated by the State Regents' central services, is issued by the Oklahoma State Regents for Higher Education as authorized by 70 O.S. 2001, Section 3206. Copies have been prepared and distributed internally. Copies have been deposited with the Publications Clearinghouse of the Oklahoma Department of Libraries.

Meeting of the
OKLAHOMA STATE REGENTS FOR HIGHER EDUCATION
April 1, 2004

AGENDA ITEM #xx:

Reports

SUBJECT: Annual Financial Aid Report (OCR B3)

RECOMMENDATION:

The report is an information item presented for the State Regents' acceptance.

BACKGROUND:

For the 29th consecutive year, the Oklahoma State Regents for Higher Education have compiled an Annual Financial Aid Report (OCR B3) for state system institutions. Information concerning grants, scholarships, loans, and employment is collected in aggregate form directly from the institutions.

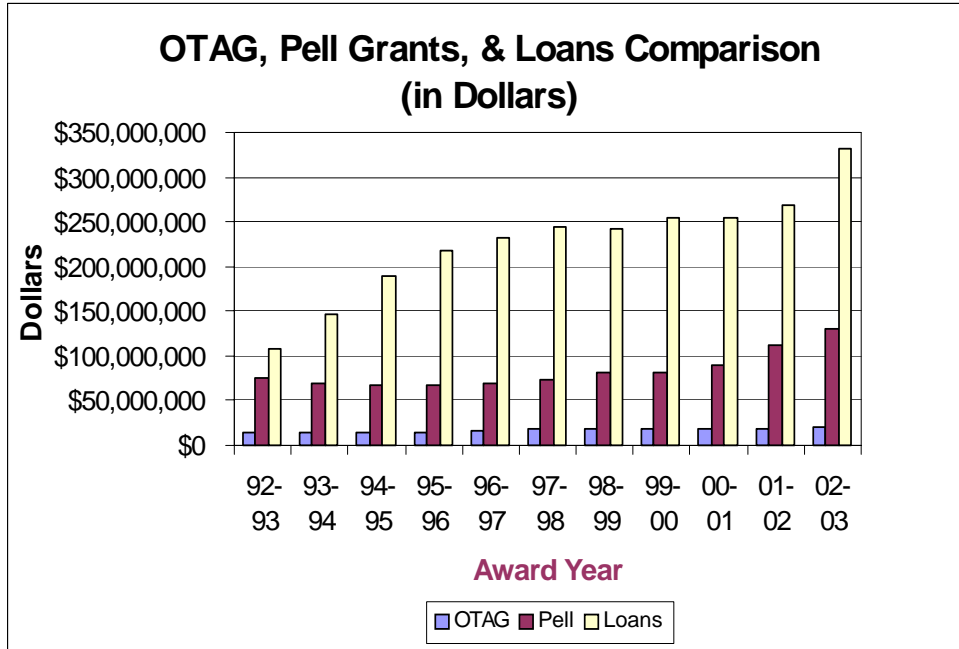
POLICY ISSUES:

This report is used to track the amounts and types of financial aid distributed in Oklahoma public higher education institutions. The information is also compiled according to race and gender. The data helps to provide trend information on the long-term changes in the financial aid environment of students attending Oklahoma public colleges and universities.

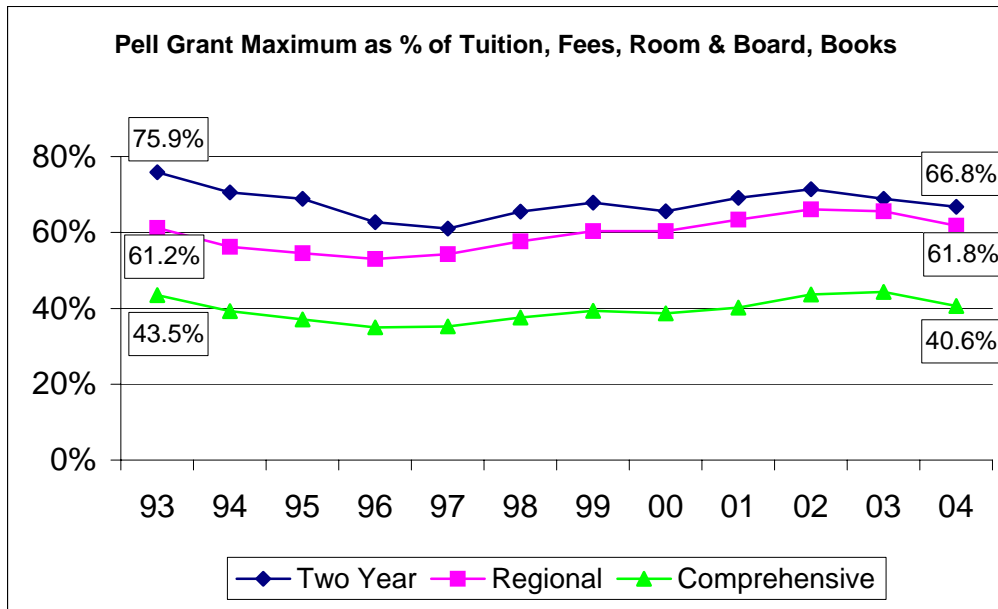
ANALYSIS: (see following pages)

Trends: Over the past decade, the following trends are apparent:

- The amount of student loan debt continues to grow at a greater rate than grant aid such as federal Pell Grants or Oklahoma Tuition Aid Grants.



- For the lowest income students, the maximum federal Pell Grant generally covers a smaller portion of their college costs than it did in 1992-93.



2002-03 Data: More than 124,000 students attending state system institutions received nearly \$700 million dollars in student aid. Following are some characteristics about the student aid awarded in 2002-03.

- In just one year, the total amount of financial aid distributed to state system students increased by \$93 million or 15%. The increase in loans was 24%.

(amounts in \$ millions)

	<u>2001-02</u>	<u>2002-03</u>	<u>\$ Change</u>	<u>% Change</u>
Grants/waivers	207.0	230.3	23.3	11%
Loans	285.8	354.3	68.5	24%
Scholarships	55.1	60.1	5.0	9%
Employment	<u>53.6</u>	<u>49.4</u>	<u>(4.2)</u>	<u>(8)%</u>
Total	601.4	694.1	92.7	15%

- More than half (54.6%) of all students attending state system institutions received some form of financial aid.
- Student loans totaling over \$350 million accounted for more than half (51%) of all the student aid funds awarded. Grants, such as the federal Pell Grant and Oklahoma Tuition Aid Grant (OTAG) made up one-third (33.2%). The remaining portion was split between scholarships (8.7%) and student employment aid such as federal work-study (7.1%).
- Gender and ethnicity: Female and minority students account for a slightly greater proportion of student aid recipients than their proportion of total student enrollment.

	<u>% of Aid Recipients</u>	<u>% of Headcount Enr.</u>	<u>Difference</u>
Female	59.9%	55.9%	4.0%
Male	40.1%	44.1%	(4.0)%
Black/Af. Amer.	10.7%	8.5%	2.2%
Amer. Indian	12.0%	10.2%	1.8%
Asian	2.5%	2.5%	0%
Hispanic	3.4%	3.0%	0.4%
White	71.4%	75.9%	(4.5)%

- Among the institution tiers, students attending the comprehensive universities account for about half (49%) of all student aid received though they comprise only one-third (34%) of the total students receiving aid. Students at the four-year regional universities receive 32% of the student aid while two-year college students receive 19%.
- The percentage of all students taking out student loans has increased from 18% in 1992-93 to 26% in 2002-03.
- Over the past decade, the total amount of student aid awarded by state system institutions has grown from \$326 million in 1992-93 to \$694 million in 2002-03, an increase of \$368 million or 113%.

See the following page for a summary of financial aid awarded in 2002-03. A copy of the full report is available upon request as a supplement to the agenda.

**Overview of Financial Aid for State System Institutions
2002-03**

In 2002-2003, over 124,000 students attending state system institutions received approximately \$700 million in the form of grants, scholarships, loans and student employment.

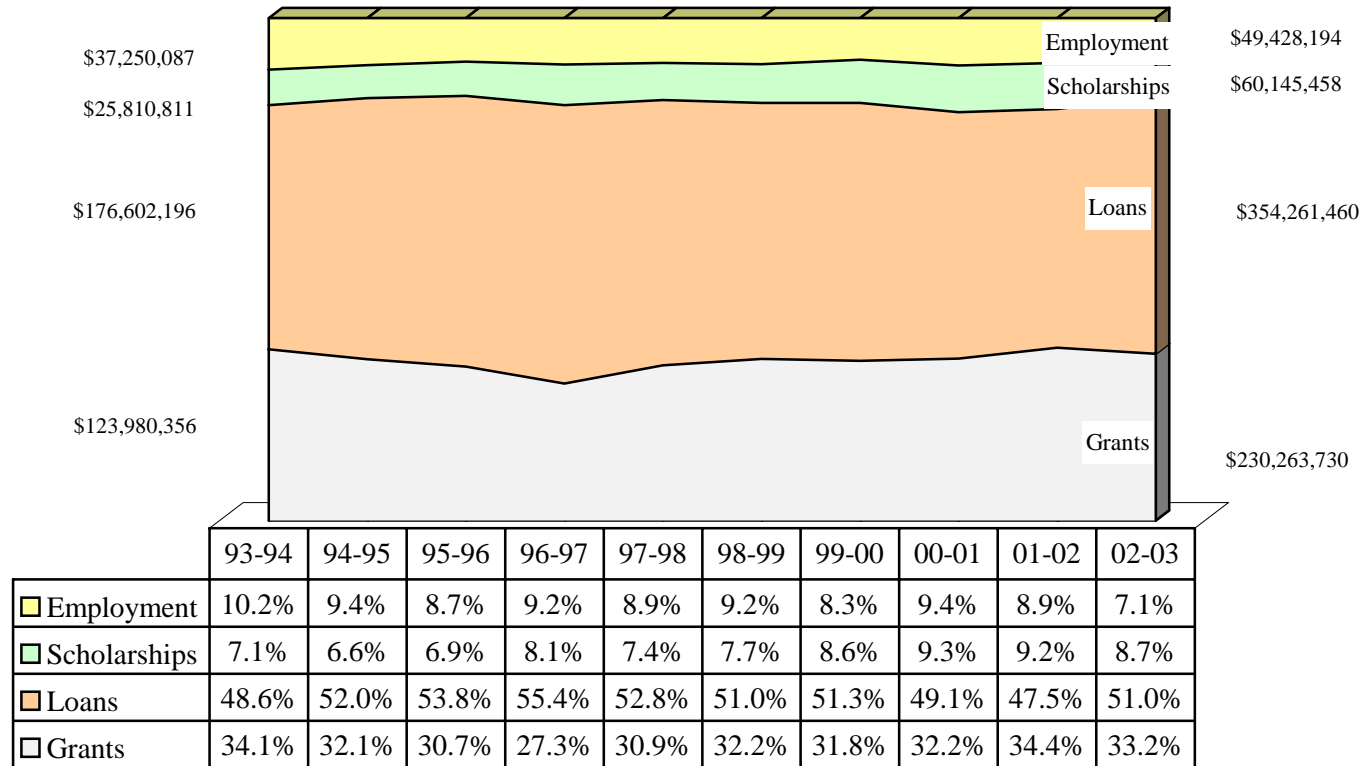
	\$ Amount	% Of Total	# Of Students
Grants			
Federal Pell Grants	130,285,449	18.8%	57,719
Federal SEOG	5,131,672	0.7%	9,407
Vocational Rehabilitation Grants (federal)	3,616,014	0.5%	2,336
State Grants (OTAG)	19,902,240	2.9%	22,904
Private Sources	925,954	0.1%	1,149
Institutional Grants	1,231,544	0.2%	1,707
Resident Tuition Waivers	29,873,006	4.3%	33,426
Nonresident Tuition Waivers	26,347,767	3.8%	9,263
Other Grants	12,950,086	1.9%	6,858
Subtotal Grants	<u>\$230,263,732</u>	<u>33.2%</u>	<u>85,935 *</u>
Loans			
Federal Perkins Loan	10,195,827	1.5%	4,524
Other Federal Loans	332,408,928	48.0%	93,671
Institutional Loans	2,192,077	0.3%	689
Private Sources	7,155,217	1.0%	1,027
Other Loans	2,309,411	0.3%	643
Subtotal Loans	<u>\$354,261,460</u>	<u>51.0%</u>	<u>58,322 *</u>
Scholarships			
State-Funded Scholarships	15,936,925	2.3%	7,778
Other Scholarships	44,208,533	6.4%	36,255
Subtotal Scholarships	<u>60,145,458</u>	<u>8.7%</u>	<u>29,356 *</u>
Student Employment			
Federal Work Study	7,684,295	1.1%	5,280
Institutional Student Employment	41,743,898	6.0%	13,195
Subtotal Employment	<u>\$49,428,193</u>	<u>7.1%</u>	<u>15,263 *</u>
Total Financial Assistance	\$694,098,843	100%	124,564 *

*The number of students in each category may include duplicated students that receive more than one type of financial aid. The subtotals are unduplicated for that category of aid. The total number of 124,564 is unduplicated for all sources of aid.

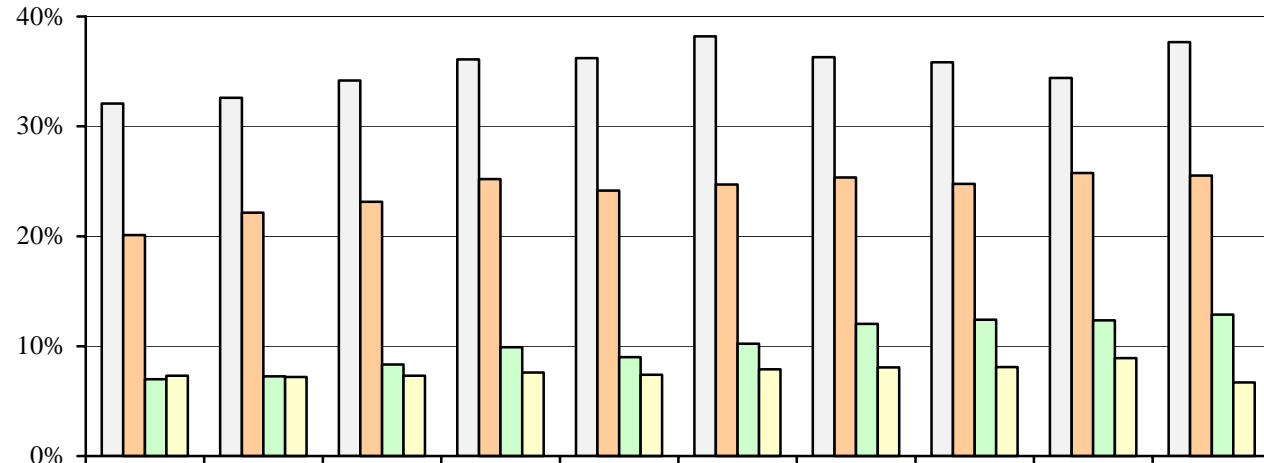
Source: OCR B3 Survey

Does not include Federal Hope and Lifetime Learning tax credits.

**Ten-Year Trend of All Financial Aid Dollars by Type of Aid
1993-2003 - Public Institutions**



***Ten-Year Trend of the Percentage of All Students
Receiving Financial Aid at Public Institutions 1993-2003***



	93-94	94-95	95-96	96-97	97-98	98-99	99-00	00-01	01-02	02-03
□ Grants	32.1%	32.6%	34.2%	36.1%	36.2%	38.2%	36.3%	35.8%	34.4%	37.7%
■ Loans	20.1%	22.1%	23.1%	25.2%	24.2%	24.7%	25.3%	24.8%	25.8%	25.5%
■ Scholarships	7.0%	7.3%	8.3%	9.9%	9.0%	10.2%	12.0%	12.4%	12.4%	12.9%
■ Employment	7.3%	7.2%	7.3%	7.6%	7.4%	7.9%	8.1%	8.1%	8.9%	6.7%

file is for the total aggregated report
file is linked to: 2kagg-comp, 2kagg-4yr, and 2kagg-2yr
E:\shipra\BC3\Currentaggtotal.xls

TOTAL INSTITUTIONS AGGREGATE
Financial Assistance to Students in Higher Education
26000 B3 2002-2003
Page 1 of 5 Pages

TYPE OF FINANCIAL ASSISTANCE	Line No.	RACE/ETHNIC IDENTIFICATION AND SEX										TOTAL			
		BLACK (not of Hispanic origin)		AMERICAN INDIAN OR ALASKAN NATIVE		ASIAN OR PACIFIC ISLANDER		HISPANIC		WHITE (not of Hispanic origin)		Male	Female	Male and Female	
		Male	Female	Male	Female	Male	Female	Male	Female	Male	Female				
I. GRANTS															
A. Federal Pell Grant	No. of Awards	1	3,141	5,462	2,833	5,178	582	712	746	1,332	13,215	24,559	20,476	37,243	57,719
	Dollar Amount	2	\$7,776,200	\$12,900,196	\$6,790,065	\$12,632,387	\$1,428,193	\$1,597,671	\$1,681,074	\$3,095,301	\$29,541,279	\$52,843,083	\$47,216,812	\$83,068,637	\$130,285,449
B. Federal SEOG	No. of Awards	3	395	1,044	376	859	118	142	98	234	1,746	4,395	2,733	6,674	9,407
	Dollar Amount	4	\$241,403	\$612,728	\$229,308	\$483,296	\$68,763	\$77,561	\$48,775	\$115,873	\$1,001,704	\$2,252,261	\$1,589,953	\$3,541,719	\$5,131,672
C. Voc. Rehab. Grants	No. of Awards	5	150	116	137	165	8	6	26	36	865	827	1,186	1,150	2,336
	Dollar Amount	6	\$215,560	\$177,452	\$297,337	\$278,164	\$10,429	\$8,747	\$46,288	\$47,479	\$1,330,650	\$1,203,909	\$1,900,264	\$1,715,750	\$3,616,014
D. State & Local Grants	No. of Awards	7	798	2,010	1,198	2,223	278	364	232	468	5,153	10,180	7,659	15,245	22,904
	Dollar Amount	8	\$654,334	\$1,521,468	\$1,061,421	\$1,930,403	\$228,386	\$303,995	\$197,971	\$356,781	\$5,289,020	\$8,358,461	\$7,431,132	\$12,471,108	\$19,902,240
E. Private Sources	No. of Awards	9	37	47	96	194	2	5	18	16	262	472	415	734	1,149
	Dollar Amount	10	\$31,391	\$28,110	\$104,110	\$209,560	\$1,956	\$1,630	\$14,316	\$10,126	\$176,428	\$348,326	\$328,201	\$597,753	\$925,954
F. Institutional Grants	No. of Awards	11	39	60	38	90	12	17	19	18	553	861	661	1046	1707
	Dollar Amount	12	\$58,207	\$53,107	\$34,003	\$80,819	\$18,115	\$17,692	\$14,556	\$9,100	\$373,866	\$572,079	\$498,747	\$732,797	\$1,231,544
G. General Enrollment Fee Waivers	No. of Awards	13	1,051	1,417	1,350	2,040	385	599	437	531	10,742	14,874	13,965	19,461	33,426
	Dollar Amount	14	\$915,353	\$1,088,178	\$1,319,354	\$1,851,812	\$375,856	\$511,739	\$403,605	\$431,343	\$10,258,464	\$12,717,303	\$13,272,633	\$16,600,373	\$29,873,006
H. Nonresident Tuition Waivers	No. of Awards	15	834	533	190	254	115	83	263	228	3,213	3,550	4,615	4,648	9,263
	Dollar Amount	16	\$2,110,896	\$1,365,341	\$464,868	\$661,042	\$287,644	\$234,022	\$783,785	\$652,643	\$9,623,172	\$10,164,354	\$13,270,365	\$13,077,402	\$26,347,767
I. All Other Grants	No. of Awards	17	198	210	1,608	2,593	30	35	80	60	1,125	919	3,041	3,817	6,858
	Dollar Amount	18	\$590,057	\$524,389	\$2,550,739	\$4,046,773	\$90,103	\$65,336	\$202,917	\$63,939	\$3,255,939	\$1,559,894	\$6,689,756	\$6,260,331	\$12,950,086
J. TOTAL Number of UNDUPLICATED Recipients		19	3,947	6,130	4,203	7,068	881	1,066	1,222	1,751	23,419	36,248	33,672	52,263	85,935
K. TOTAL Dollar Amount		20	\$12,593,401	\$18,270,968	\$12,851,206	\$22,174,256	\$2,509,445	\$2,818,391	\$3,393,287	\$4,782,584	\$60,850,522	\$90,019,670	\$92,197,860	\$138,065,870	\$230,263,730

TOTAL INSTITUTIONS AGGREGATE

TYPE OF FINANCIAL ASSISTANCE	Line No.	RACE/ETHNIC IDENTIFICATION AND SEX											TOTAL		
		BLACK (not of Hispanic origin)		AMERICAN INDIAN OR ALASKAN NATIVE		ASIAN OR PACIFIC ISLANDER		HISPANIC		WHITE (not of Hispanic origin)		Male	Female	Male and Female	
		Male	Female	Male	Female	Male	Female	Male	Female	Male	Female				
II. LOANS															
A. Repayable By Cash Only															
1. Federal Perkins Loan	No. of Awards	21	173	265	228	343	53	68	77	94	1,403	1,820	1,934	2,590	4,524
	Dollar Amount	22	\$383,740	\$612,545	\$507,797	\$673,933	\$130,994	\$148,648	\$184,743	\$213,849	\$3,282,388	\$4,057,190	\$4,489,662	\$5,706,165	\$10,195,827
2. Other Federal Loans	No. of Awards	23	3,913	7,464	3,844	6,032	876	1,035	1,177	1,704	27,061	40,565	36,871	56,800	93,671
	Dollar Amount	24	\$13,687,512	\$23,476,744	\$13,596,930	\$19,837,137	\$3,955,200	\$4,080,282	\$4,251,835	\$5,272,829	\$105,954,315	\$138,296,144	\$141,445,793	\$190,963,135	\$332,408,928
3. Institutional Loans	No. of Awards	25	18	64	23	26	13	13	12	14	239	267	305	384	689
	Dollar Amount	26	\$50,185	\$173,238	\$66,934	\$82,952	\$38,600	\$40,625	\$37,017	\$43,070	\$781,601	\$877,855	\$974,337	\$1,217,740	\$2,192,077
4. Private Sources	No. of Awards	27	30	43	31	51	10	17	14	19	353	459	438	589	1,027
	Dollar Amount	28	\$195,599	\$267,397	\$233,834	\$321,953	\$83,692	\$66,769	\$115,125	\$104,945	\$2,746,520	\$3,019,383	\$3,374,770	\$3,780,447	\$7,155,217
5. All Other Loans (Repayable-Cash Only)	No. of Awards	29	21	40	33	40	6	7	7	12	231	245	298	344	642
	Dollar Amount	30	\$51,812	\$96,727	\$94,086	\$103,955	\$16,289	\$33,256	\$45,122	\$30,565	\$935,884	\$900,915	\$1,143,193	\$1,165,418	\$2,308,611
B. Repayable By Cash or Service															
1. Private Sources	No. of Awards	31	0	0	0	1	0	0	0	0	0	0	0	1	1
	Dollar Amount	32	\$0	\$0	\$0	\$800	\$0	\$0	\$0	\$0	\$0	\$0	\$0	\$800	\$800
2. All Other Loans (Repayable by Cash or Service)	No. of Awards	33	0	0	0	0	0	0	0	0	0	0	0	0	0
	Dollar Amount	34	\$0	\$0	\$0	\$0	\$0	\$0	\$0	\$0	\$0	\$0	\$0	\$0	\$0
C. TOTAL Number of UNDUPLICATED Recipients		35	2,776	4,291	2,826	4,376	513	579	701	987	16,986	24,287	23,802	34,520	58,322
D. TOTAL Dollar Amount		36	\$14,368,848	\$24,626,651	\$14,499,581	\$21,020,730	\$4,224,775	\$4,369,580	\$4,633,842	\$5,665,258	\$113,700,708	\$147,151,487	\$151,427,755	\$202,833,705	\$354,261,460

TOTAL INSTITUTIONS AGGREGATE

TYPE OF FINANCIAL ASSISTANCE	Line No.	RACE/ETHNIC IDENTIFICATION AND SEX											TOTAL		
		BLACK (not of Hispanic origin)		AMERICAN INDIAN OR ALASKAN NATIVE		ASIAN OR PACIFIC ISLANDER		HISPANIC		WHITE (not of Hispanic origin)		Male	Female	Male and Female	
		Male	Female	Male	Female	Male	Female	Male	Female	Male	Female				
III. SCHOLARSHIPS															
A. State of Oklahoma Funded	No. of Awards	37	319	525	345	555	106	137	133	184	2,308	3,166	3,211	4,567	7,778
	Dollar Amount	38	\$690,485	\$1,205,665	\$616,957	\$843,419	\$270,455	\$264,670	\$391,674	\$333,098	\$5,592,324	\$5,728,179	\$7,561,895	\$8,375,031	\$15,936,925
B. All Other Scholarships	No. of Awards	39	2,065	2,060	1,702	2,466	368	501	598	705	10,697	15,093	15,430	20,825	36,255
	Dollar Amount	40	\$4,021,303	\$2,590,538	\$2,301,851	\$3,226,555	\$498,447	\$619,480	\$754,649	\$767,446	\$13,629,209	\$15,799,054	\$21,205,459	\$23,003,073	\$44,208,533
C. TOTAL Number of UNDUPLICATED Recipients		41	1,445	1,816	1,468	2,146	301	420	453	553	8,664	12,090	12,331	17,025	29,356
D. TOTAL Dollar Amount		42	\$4,233,247	\$3,796,203	\$2,918,808	\$4,069,974	\$768,902	\$884,150	\$1,146,323	\$1,094,164	\$19,221,533	\$21,527,232	\$28,767,354	\$31,378,104	\$60,145,458
IV. STUDENT EMPLOYMENT															
A. Federal Work-Study	No. of Awards	43	257	562	251	406	39	64	78	110	1,248	2,265	1,873	3,407	5,280
	Dollar Amount	44	\$342,866	\$870,568	\$314,389	\$539,813	\$63,466	\$107,951	\$122,686	\$166,886	\$1,825,585	\$3,330,089	\$2,668,992	\$5,015,304	\$7,684,295
B. Institutional Student Employment	No. of Awards	45	582	657	522	724	164	175	156	179	4,833	5,203	6,257	6,938	13,195
	Dollar Amount	46	\$1,359,282	\$1,559,091	\$1,265,741	\$1,648,337	\$530,314	\$474,648	\$519,087	\$586,377	\$18,017,362	\$15,783,659	\$21,691,786	\$20,052,113	\$41,743,898
C. All Other Student Work-Study	No. of Awards	47	0	0	0	0	0	0	0	0	0	0	0	0	0
	Dollar Amount	48	\$0	\$0	\$0	\$0	\$0	\$0	\$0	\$0	\$0	\$0	\$0	\$0	\$0
D. TOTAL Number of UNDUPLICATED Recipients		49	667	871	650	912	164	176	180	217	5,175	6,251	6,836	8,427	15,263
E. TOTAL Dollar Amount		50	\$1,702,148	\$2,429,659	\$1,580,129	\$2,188,150	\$593,780	\$582,599	\$641,773	\$753,263	\$19,842,947	\$19,113,748	\$24,360,777	\$25,067,417	\$49,428,194

TOTAL INSTITUTIONS AGGREGATE

TYPE OF FINANCIAL ASSISTANCE	Line No.	RACE/ETHNIC IDENTIFICATION AND SEX												
		BLACK (not of Hispanic origin)		AMERICAN INDIAN OR ALASKAN NATIVE		ASIAN OR PACIFIC ISLANDER		HISPANIC		WHITE (not of Hispanic origin)		TOTAL		
		Male	Female	Male	Female	Male	Female	Male	Female	Male	Female	Male	Female	Male and Female
A. TOTAL Number of Awards & Loans	51	13,601	21,508	14,579	23,735	3,092	3,876	4,105	5,762	84,071	126,731	121,127	185,853	306,980
B. TOTAL Dollar Amount	52	\$32,897,644	\$49,123,482	\$31,849,725	\$49,453,110	\$8,096,902	\$8,654,720	\$9,815,225	\$12,295,268	\$213,615,710	\$277,812,137	296,753,746	\$397,345,096	\$694,098,843
C. TOTAL UNDUPLICATED Number of Recipients	53	5,093	8,279	5,767	9,126	1,413	1,683	1,697	2,567	35,994	52,945	49,964	74,600	124,564

file = aggregated for the comprehensive institutions
file is linked to file for the comprehensive institutions
e:\shipral\BC3\Currentagg-comp.xls

COMPREHENSIVE AGGREGATE
Financial Assistance to Students in Higher Education
26000 B3 2002-2003
Page 1 of 5 Pages

TYPE OF FINANCIAL ASSISTANCE			RACE/ETHNIC IDENTIFICATION AND SEX									
			BLACK (not of Hispanic origin)		AMERICAN INDIAN OR ALASKAN NATIVE		ASIAN OR PACIFIC ISLANDER		HISPANIC		WHITE (not of Hispanic origin)	
			Male	Female	Male	Female	Male	Female	Male	Female	Male	Female
I. GRANTS												
A. Federal Pell Grant	No. of Awards	1	414	559	514	610	266	249	174	189	3,333	3,365
	Dollar Amount	2	\$1,190,310	\$1,656,421	\$1,332,157	\$1,603,008	\$769,220	\$682,160	\$432,054	\$511,059	\$8,345,741	\$8,509,115
B. Federal SEOG	No. of Awards	3	78	178	106	128	79	76	25	50	552	713
	Dollar Amount	4	\$6,104	\$128,094	\$76,754	\$95,953	\$51,288	\$50,204	\$16,050	\$36,220	\$416,681	\$561,424
C. Voc. Rehab. Grants	No. of Awards	5	7	13	20	17	5	2	4	7	171	142
	Dollar Amount	6	\$12,740	\$26,080	\$37,368	\$27,223	\$8,212	\$3,329	\$18,301	\$13,039	\$313,629	\$246,729
D. State & Local Grants	No. of Awards	7	150	328	332	396	168	196	72	91	2,029	2,318
	Dollar Amount	8	\$159,807	\$350,873	\$326,985	\$414,449	\$157,790	\$190,501	\$78,853	\$89,234	\$2,201,028	\$2,612,235
E. Private Sources	No. of Awards	9	0	0	15	40	0	0	0	0	2	5
	Dollar Amount	10	\$0	\$0	\$33,910	\$85,800	\$0	\$0	\$0	\$0	\$2,750	\$7,150
F. Institutional Grants	No. of Awards	11	1	8	10	19	5	5	0	5	57	70
	Dollar Amount	12	\$1,300	\$9,700	\$13,700	\$39,250	\$5,550	\$5,850	\$0	\$5,900	\$62,250	\$75,400
G. General Enrollment Fee Waivers	No. of Awards	13	245	375	546	795	209	290	185	181	4,926	5,686
	Dollar Amount	14	\$304,255	\$394,365	\$668,314	\$915,711	\$266,532	\$334,823	\$230,207	\$207,907	\$6,152,100	\$6,602,506
H. Nonresident Tuition Waivers	No. of Awards	15	169	180	93	114	36	31	133	106	1,737	1,791
	Dollar Amount	16	\$656,618	\$557,542	\$303,531	\$409,571	\$110,497	\$100,396	\$521,959	\$411,123	\$6,270,413	\$6,577,897
I. All Other Grants	No. of Awards	17	63	56	572	667	18	11	35	10	591	230
	Dollar Amount	18	\$232,103	\$154,344	\$1,134,498	\$1,288,763	\$72,042	\$41,019	\$134,335	\$26,698	\$2,494,697	\$810,529
J. TOTAL Number of UNDUPLICATED Recipients		19	682	844	1,130	1,381	420	424	411	378	8,672	9,044
K. TOTAL Dollar Amount		20	\$2,613,237	\$3,277,419	\$3,927,217	\$4,879,728	\$1,441,131	\$1,408,282	\$1,431,759	\$1,301,180	\$26,259,289	\$26,002,985

TYPE OF FINANCIAL ASSISTANCE	Line No.	RACE/ETHNIC IDENTIFICATION AND SEX										
		BLACK (not of Hispanic origin)		AMERICAN INDIAN OR ALASKAN NATIVE		ASIAN OR PACIFIC ISLANDER		HISPANIC		WHITE (not of Hispanic origin)		
		Male	Female	Male	Female	Male	Female	Male	Female	Male	Female	
II. LOANS												
A. Repayable By Cash Only												
1. Federal Perkins Loan	No. of Awards	21	104	209	103	166	52	59	55	71	1,015	1,243
	Dollar Amount	22	\$267,847	\$530,553	\$251,905	\$348,799	\$128,994	\$133,781	\$138,370	\$168,131	\$2,490,708	\$2,974,784
2. Other Federal Loans	No. of Awards	23	1,039	1,628	1,478	1,841	569	566	576	589	13,574	14,609
	Dollar Amount	24	\$4,207,917	\$6,964,241	\$7,133,488	\$8,104,347	\$3,222,955	\$2,967,560	\$2,778,605	\$2,638,007	\$69,987,714	\$71,551,238
3. Institutional Loans	No. of Awards	25	18	64	23	26	13	13	12	14	239	267
	Dollar Amount	26	\$50,185	\$173,238	\$66,934	\$82,952	\$38,600	\$40,625	\$37,017	\$43,070	\$781,601	\$877,855
4. Private Sources	No. of Awards	27	23	31	22	42	10	12	13	16	304	360
	Dollar Amount	28	\$169,745	\$216,570	\$191,756	\$294,333	\$83,692	\$46,605	\$109,125	\$94,965	\$2,552,333	\$2,679,391
5. All Other Loans (Repayable-Cash Only)	No. of Awards	29	12	27	21	21	5	7	7	10	195	195
	Dollar Amount	30	\$49,362	\$88,498	\$90,086	\$93,639	\$16,000	\$33,256	\$45,122	\$30,165	\$915,779	\$880,271
B. Repayable By Cash or Service												
1. Private Sources	No. of Awards	31	0	0	0	0	0	0	0	0	0	0
	Dollar Amount	32	\$0	\$0	\$0	\$0	\$0	\$0	\$0	\$0	\$0	\$0
2. All Other Loans (Repayable by Cash or Service)	No. of Awards	33	0	0	0	0	0	0	0	0	0	0
	Dollar Amount	34	\$0	\$0	\$0	\$0	\$0	\$0	\$0	\$0	\$0	\$0
C. TOTAL Number of UNDUPLICATED Recipients		35	647	909	867	1,051	334	319	342	354	7,874	7,977
D. TOTAL Dollar Amount		36	\$4,745,056	\$7,973,100	\$7,734,169	\$8,924,070	\$3,490,241	\$3,221,827	\$3,108,239	\$2,974,338	\$76,728,135	\$78,963,539

TYPE OF FINANCIAL ASSISTANCE	Line No.	RACE/ETHNIC IDENTIFICATION AND SEX										
		BLACK (not of Hispanic origin)		AMERICAN INDIAN OR ALASKAN NATIVE		ASIAN OR PACIFIC ISLANDER		HISPANIC		WHITE (not of Hispanic origin)		
		Male	Female	Male	Female	Male	Female	Male	Female	Male	Female	
III. SCHOLARSHIPS												
A. State of Oklahoma Funded	No. of Awards	37	38	73	91	98	53	63	65	51	827	731
	Dollar Amount	38	\$139,685	\$202,208	\$358,604	\$359,867	\$203,080	\$200,901	\$306,752	\$193,459	\$3,881,515	\$3,144,766
B. All Other Scholarships	No. of Awards	39	826	608	893	1,000	248	330	318	317	6,045	7,488
	Dollar Amount	40	\$2,233,153	\$1,070,565	\$1,395,048	\$1,734,569	\$385,448	\$482,538	\$478,207	\$456,621	\$8,858,111	\$9,337,684
C. TOTAL Number of UNDUPLICATED Recipients		41	373	391	605	651	192	252	211	211	4,208	4,947
D. TOTAL Dollar Amount		42	\$2,372,838	\$1,272,773	\$1,753,652	\$2,094,436	\$588,528	\$683,439	\$784,959	\$650,080	\$12,739,626	\$12,482,450
IV. STUDENT EMPLOYMENT												
A. Federal Work-Study	No. of Awards	43	61	153	37	73	20	32	26	35	383	555
	Dollar Amount	44	\$119,203	\$298,339	\$55,584	\$127,242	\$36,273	\$48,732	\$60,508	\$63,955	\$774,157	\$1,069,568
B. Institutional Student Employment	No. of Awards	45	183	219	224	254	86	86	99	116	3,084	2,874
	Dollar Amount	46	\$714,030	\$735,888	\$797,655	\$909,411	\$384,588	\$293,852	\$451,418	\$492,788	\$15,287,032	\$12,039,467
C. All Other Student Work-Study	No. of Awards	47	0	0	0	0	0	0	0	0	0	0
	Dollar Amount	48	\$0	\$0	\$0	\$0	\$0	\$0	\$0	\$0	\$0	\$0
D. TOTAL Number of UNDUPLICATED Recipients		49	138	144	220	223	79	74	82	97	3,023	2,849
E. TOTAL Dollar Amount		50	\$833,233	\$1,034,227	\$853,239	\$1,036,653	\$420,861	\$342,584	\$511,926	\$556,743	\$16,061,189	\$13,109,035

TYPE OF FINANCIAL ASSISTANCE	Line No.	RACE/ETHNIC IDENTIFICATION AND SEX									
		BLACK (not of Hispanic origin)		AMERICAN INDIAN OR ALASKAN NATIVE		ASIAN OR PACIFIC ISLANDER		HISPANIC		WHITE (not of Hispanic origin)	
		Male	Female	Male	Female	Male	Female	Male	Female	Male	Female
A. TOTAL Number of Awards & Loans	51	3,431	4,709	5,100	6,307	1,842	2,028	1,799	1,858	39,064	42,642
B. TOTAL Dollar Amount	52	\$10,564,364	\$13,557,519	\$14,268,277	\$16,934,887	\$5,940,761	\$5,656,132	\$5,836,883	\$5,482,341	\$131,788,239	\$130,558,009
C. TOTAL UNDUPLICATED Number of Recipients	53	1,032	1,408	1,706	2,120	767	792	645	769	15,763	16,818

file=aggregate for 4-year institutions
file is linked to files with the 4-year institutions reports

FOUR-YEAR INSTITUTION AGGREGATE
Financial Assistance to Students in Higher Education
26000 B3 2001-2002
Page 1 of 5 Pages

TYPE OF FINANCIAL ASSISTANCE		Line No.	RACE/ETHNIC IDENTIFICATION AND SEX										TOTAL			
			BLACK (not of Hispanic origin)		AMERICAN INDIAN OR ALASKAN NATIVE		ASIAN OR PACIFIC ISLANDER		HISPANIC		WHITE (not of Hispanic origin)		Male	Female	Male and Female	
			Male	Female	Male	Female	Male	Female	Male	Female	Male	Female				
I. GRANTS																
A.	Federal Pell Grant	No. of Awards	1	1,711	2,251	1,317	2,225	168	218	300	536	5,126	9,698	8,581	14,928	23,509
		Dollar Amount	2	\$4,320,023	\$5,453,922	\$3,223,182	\$5,442,603	\$320,585	\$382,563	\$673,445	\$1,153,628	\$11,173,670	\$21,172,743	\$19,710,905	\$33,605,459	\$53,316,364
B.	Federal SEOG	No. of Awards	3	152	306	138	275	16	25	38	89	590	1,530	934	2,225	3,159
		Dollar Amount	4	\$96,949	\$195,068	\$79,950	\$151,529	\$6,525	\$8,810	\$16,625	\$41,956	\$267,314	\$708,574	\$467,363	\$1,105,937	\$1,573,300
C.	Voc. Rehab. Grants	No. of Awards	5	52	45	37	59	1	2	7	13	243	245	340	364	704
		Dollar Amount	6	\$71,143	\$76,465	\$83,399	\$135,092	\$1,159	\$2,380	\$8,679	\$16,981	\$361,138	\$450,800	\$525,518	\$681,718	\$1,207,236
D.	State & Local Grants	No. of Awards	7	434	974	568	1,021	69	93	104	201	2,038	4,411	3,213	6,700	9,913
		Dollar Amount	8	\$336,335	\$696,858	\$472,800	\$833,535	\$38,330	\$52,223	\$83,005	\$147,111	\$1,538,081	\$3,241,029	\$2,468,551	\$4,970,756	\$7,439,307
E.	Private Sources	No. of Awards	9	2	3	8	27	0	0	4	2	61	86	75	118	193
		Dollar Amount	10	\$1,443	\$2,932	\$6,824	\$25,489	\$0	\$0	\$1,529	\$1,013	\$44,240	\$80,359	\$54,036	\$109,794	\$163,830
F.	Institutional Grants	No. of Awards	11	17	41	20	57	2	11	12	13	402	687	453	809	1,262
		Dollar Amount	12	\$5,597	\$17,054	\$12,812	\$25,882	\$1,500	\$9,043	\$6,890	\$3,200	\$228,505	\$373,975	\$255,304	\$429,154	\$684,458
G.	General Enrollment Fee Waivers	No. of Awards	13	461	562	514	771	70	134	118	150	3,230	5,248	4,393	6,865	11,258
		Dollar Amount	14	\$412,079	\$430,365	\$471,206	\$643,434	\$51,486	\$84,857	\$97,101	\$107,932	\$2,668,386	\$3,892,838	\$3,700,258	\$5,159,426	\$8,859,684
H.	Nonresident Tuition Waivers	No. of Awards	15	574	309	79	114	64	49	99	108	1,130	1,390	1,946	1,970	3,916
		Dollar Amount	16	\$1,258,728	\$719,051	\$125,665	\$219,537	\$138,874	\$129,112	\$212,185	\$225,198	\$2,567,624	\$3,003,246	\$4,303,076	\$4,296,144	\$8,599,220
I.	All Other Grants	No. of Awards	17	74	92	788	1,385	2	5	13	9	259	329	1,136	1,820	2,956
		Dollar Amount	18	\$283,784	\$299,087	\$1,076,683	\$2,030,870	\$3,405	\$5,144	\$21,878	\$11,528	\$461,489	\$430,758	\$1,847,239	\$2,777,387	\$4,624,626
J.	TOTAL Number of UNDUPLICATED Recipients		19	1,986	2,442	1,766	2,929	211	274	404	602	7,664	12,903	12,031	19,150	31,181
K.	TOTAL Dollar Amount		20	\$6,786,081	\$7,890,802	\$5,552,521	\$9,507,971	\$561,864	\$674,132	\$1,121,337	\$1,708,547	\$19,310,447	\$33,354,322	\$33,332,250	\$53,135,775	\$86,468,025

TYPE OF FINANCIAL ASSISTANCE	Line No.	RACE/ETHNIC IDENTIFICATION AND SEX										TOTAL			
		BLACK (not of Hispanic origin)		AMERICAN INDIAN OR ALASKAN NATIVE		ASIAN OR PACIFIC ISLANDER		HISPANIC		WHITE (not of Hispanic origin)		Male	Female	Male and Female	
		Male	Female	Male	Female	Male	Female	Male	Female	Male	Female				
II. LOANS															
A. Repayable By Cash Only															
1. Federal Perkins Loan	No. of Awards	21	41	39	87	141	0	8	6	17	212	431	346	636	982
	Dollar Amount	22	\$71,776	\$70,692	\$183,192	\$301,021	\$0	\$12,000	\$13,623	\$34,793	\$422,030	\$823,080	\$690,621	\$1,241,586	\$1,932,207
2. Other Federal Loans	No. of Awards	23	2,014	3,314	1,659	2,776	181	269	345	666	8,438	15,511	12,637	22,536	35,173
	Dollar Amount	24	\$7,768,033	\$11,280,604	\$4,890,033	\$8,679,998	\$458,228	\$686,879	\$888,974	\$1,659,076	\$23,472,817	\$43,194,309	\$37,478,085	\$65,500,866	\$102,978,951
3. Institutional Loans	No. of Awards	25	0	0	0	0	0	0	0	0	0	0	0	0	0
	Dollar Amount	26	\$0	\$0	\$0	\$0	\$0	\$0	\$0	\$0	\$0	\$0	\$0	\$0	\$0
4. Private Sources	No. of Awards	27	7	12	9	9	0	5	1	3	49	99	66	128	194
	Dollar Amount	28	\$25,854	\$50,827	\$42,078	\$27,620	\$0	\$20,164	\$6,000	\$9,980	\$194,187	\$339,992	\$268,119	\$448,583	\$716,702
5. All Other Loans (Repayable-Cash Only)	No. of Awards	29	9	13	12	19	1	0	0	2	36	50	58	84	142
	Dollar Amount	30	\$2,450	\$8,229	\$4,000	\$10,316	\$289	\$0	\$0	\$400	\$20,105	\$20,644	\$26,844	\$39,589	\$66,433
B. Repayable By Cash or Service															
1. Private Sources	No. of Awards	31	0	0	0	0	0	0	0	0	0	0	0	0	0
	Dollar Amount	32	\$0	\$0	\$0	\$0	\$0	\$0	\$0	\$0	\$0	\$0	\$0	\$0	\$0
2. All Other Loans (Repayable by Cash or Service)	No. of Awards	33	0	0	0	0	0	0	0	0	0	0	0	0	0
	Dollar Amount	34	\$0	\$0	\$0	\$0	\$0	\$0	\$0	\$0	\$0	\$0	\$0	\$0	\$0
C. TOTAL Number of UNDUPLICATED Recipients															
		35	1,579	2,026	1,480	2,433	88	140	207	360	5,813	9,920	9,167	14,879	24,046
D. TOTAL Dollar Amount															
		36	\$7,868,113	\$11,410,352	\$5,119,303	\$9,018,955	\$458,517	\$719,043	\$908,597	\$1,704,249	\$24,109,139	\$44,378,025	\$38,463,669	\$67,230,624	\$105,694,293

TYPE OF FINANCIAL ASSISTANCE		Line No.	RACE/ETHNIC IDENTIFICATION AND SEX										TOTAL			
			BLACK (not of Hispanic origin)		AMERICAN INDIAN OR ALASKAN NATIVE		ASIAN OR PACIFIC ISLANDER		HISPANIC		WHITE (not of Hispanic origin)		Male	Female	Male and Female	
			Male	Female	Male	Female	Male	Female	Male	Female	Male	Female				
III. SCHOLARSHIPS																
A. State of Oklahoma funded	No. of Awards	37	222	315	173	298	11	37	47	71	993	1,663	1,446	2,384	3,830	
	Dollar Amount	\$38	\$499,446	\$870,923	\$197,888	\$341,747	\$13,381	\$34,173	\$51,190	\$86,651	\$1,255,498	\$1,934,853	\$2,017,403	\$3,268,347	\$5,285,750	
B. All Other Scholarships	No. of Awards	39	924	861	489	836	77	109	204	283	3,042	4,933	4,736	7,022	11,758	
	Dollar Amount	40	\$1,343,474	\$1,124,197	\$549,682	\$888,512	\$84,928	\$92,643	\$199,911	\$226,463	\$2,893,061	\$4,277,345	\$5,071,056	\$6,609,160	\$11,680,216	
C. TOTAL Number of UNDUPLICATED Recipients		41	787	799	522	838	51	88	167	212	2,710	4,280	4,237	6,217	10,454	
D. TOTAL Dollar Amount		42	\$1,364,379	\$1,995,120	\$747,570	\$1,230,259	\$98,309	\$126,816	\$251,101	\$306,734	\$4,148,559	\$6,212,198	\$7,088,459	\$9,877,507	\$16,965,966	
IV. STUDENT EMPLOYMENT																
A. Federal Work-Study	No. of Awards	43	121	246	106	161	11	20	23	43	503	951	764	1,421	2,185	
	Dollar Amount	44	\$148,404	\$354,683	\$141,842	\$213,143	\$17,079	\$39,200	\$28,411	\$63,297	\$604,462	\$1,242,534	\$940,198	\$1,912,857	\$2,853,055	
B. Institutional Student Employment	No. of Awards	45	310	342	232	335	60	74	42	50	1,291	1,684	1,935	2,485	4,420	
	Dollar Amount	46	\$558,643	\$616,942	\$382,068	\$561,440	\$110,595	\$135,528	\$50,055	\$65,180	\$1,954,671	\$2,670,063	\$3,056,032	\$4,049,153	\$7,105,185	
C. All Other Student Work-Study	No. of Awards	47	0	0	0	0	0	0	0	0	0	0	0	0	0	
	Dollar Amount	48	\$0	\$0	\$0	\$0	\$0	\$0	\$0	\$0	\$0	\$0	\$0	\$0	\$0	
D. TOTAL Number of UNDUPLICATED Recipients		49	400	505	287	433	66	84	59	83	1,486	2,310	2,298	3,415	5,713	
E. TOTAL Dollar Amount		50	\$707,047	\$971,625	\$523,910	\$774,583	\$127,674	\$174,728	\$78,466	\$128,477	\$2,559,133	\$3,912,597	\$3,996,230	\$5,962,010	\$9,958,240	

TYPE OF FINANCIAL ASSISTANCE	Line No.	RACE/ETHNIC IDENTIFICATION AND SEX												
		BLACK (not of Hispanic origin)		AMERICAN INDIAN OR ALASKAN NATIVE		ASIAN OR PACIFIC ISLANDER		HISPANIC		WHITE (not of Hispanic origin)		TOTAL		
		Male	Female	Male	Female	Male	Female	Male	Female	Male	Female	Male	Female	Male and Female
A. TOTAL Number of Awards & Loans	51	7,084	9,725	6,236	10,509	733	1,059	1,363	2,256	27,643	48,946	43,059	72,495	115,554
B. TOTAL Dollar Amount	52	\$16,725,620	\$22,267,899	\$11,943,304	\$20,531,768	\$1,246,364	\$1,694,719	\$2,359,501	\$3,848,007	\$50,127,278	\$87,857,142	\$82,880,608	\$136,205,916	\$219,086,524
C. TOTAL UNDUPLICATED Number of Recipients	53	2,531	3,228	2,571	3,939	290	395	545	832	10,902	18,252	16,839	26,646	43,485

file is linked to the files containing the data for 2-year institutions

TWO-YEAR INSTITUTION AGGREGATE
Financial Assistance to Students in Higher Education
26000 B3 2002-2003
Page 1 of 5 Pages

TYPE OF FINANCIAL ASSISTANCE		Line No.	RACE/ETHNIC IDENTIFICATION AND SEX										TOTAL			
			BLACK (not of Hispanic origin)		AMERICAN INDIAN OR ALASKAN NATIVE		ASIAN OR PACIFIC ISLANDER		HISPANIC		WHITE (not of Hispanic origin)		Male	Female	Male and Female	
			Male	Female	Male	Female	Male	Female	Male	Female	Male	Female				
I. GRANTS																
A.	Federal Pell Grant	No. of Awards	1	1,016	2,652	1,002	2,343	148	245	272	607	4,756	11,496	7,194	17,343	24,537
		Dollar Amount	2	\$2,265,867	\$5,789,853	\$2,234,726	\$5,586,776	\$338,388	\$532,948	\$575,575	\$1,430,614	\$10,021,868	\$23,161,225	\$15,436,425	\$36,501,415	\$51,937,840
B.	Federal SEOG	No. of Awards	3	165	560	132	456	23	41	35	95	604	2,152	959	3,304	4,263
		Dollar Amount	4	\$88,350	\$289,566	\$72,604	\$235,814	\$10,950	\$18,547	\$16,100	\$37,697	\$317,709	\$982,263	\$505,713	\$1,563,887	\$2,069,600
C.	Voc. Rehab. Grants	No. of Awards	5	91	58	80	89	2	2	15	16	451	440	639	605	1,244
		Dollar Amount	6	\$131,677	\$74,907	\$176,570	\$115,849	\$1,058	\$3,038	\$19,308	\$17,459	\$655,883	\$506,380	\$984,496	\$717,632	\$1,702,128
D.	State & Local Grants	No. of Awards	7	214	708	298	806	41	75	56	176	1,086	3,451	1,695	5,216	6,911
		Dollar Amount	8	\$158,192	\$473,737	\$261,636	\$682,419	\$32,266	\$61,271	\$36,113	\$120,436	\$1,549,911	\$2,505,197	\$2,038,118	\$3,843,060	\$5,881,178
E.	Private Sources	No. of Awards	9	35	44	73	127	2	5	14	14	199	381	323	571	894
		Dollar Amount	10	\$29,948	\$25,178	\$63,376	\$98,271	\$1,956	\$1,630	\$12,787	\$9,113	\$129,438	\$260,817	\$237,505	\$395,009	\$632,514
F.	Institutional Grants	No. of Awards	11	21	11	8	14	5	1	7	0	94	104	135	130	265
		Dollar Amount	12	\$51,310	\$26,353	\$7,491	\$15,687	\$11,065	\$2,799	\$7,666	\$0	\$83,111	\$122,704	\$160,643	\$167,543	\$328,186
G.	General Enrollment Fee Waivers	No. of Awards	13	345	480	290	474	106	175	134	200	2,586	3,940	3,461	5,269	8,730
		Dollar Amount	14	\$199,019	\$263,448	\$179,834	\$292,667	\$57,838	\$92,059	\$76,297	\$115,504	\$1,437,978	\$2,221,959	\$1,950,967	\$2,985,635	\$4,936,602
H.	Nonresident Tuition Waivers	No. of Awards	15	91	44	18	26	15	3	31	14	346	369	501	456	957
		Dollar Amount	16	\$195,550	\$88,748	\$35,672	\$31,934	\$38,273	\$4,514	\$49,641	\$16,322	\$785,135	\$583,211	\$1,104,271	\$724,729	\$1,829,000
I.	All Other Grants	No. of Awards	17	61	62	248	541	10	19	32	41	275	360	626	1,023	1,649
		Dollar Amount	18	\$74,170	\$70,958	\$339,558	\$727,140	\$14,656	\$19,173	\$46,704	\$25,713	\$299,753	\$318,607	\$774,842	\$1,161,591	\$1,936,432
J.	TOTAL Number of UNDUPLICATED Recipients		19	1279	2844	1,307	2,758	250	368	407	771	7,083	14,301	10,326	21,042	31,368
K.	TOTAL Dollar Amount		20	\$3,194,083	\$7,102,747	\$3,371,468	\$7,786,557	\$506,450	\$735,977	\$840,191	\$1,772,857	\$15,280,786	\$30,662,363	\$23,192,977	\$48,060,501	\$71,253,478

TYPE OF FINANCIAL ASSISTANCE	Line No.	RACE/ETHNIC IDENTIFICATION AND SEX										TOTAL			
		BLACK (not of Hispanic origin)		AMERICAN INDIAN OR ALASKAN NATIVE		ASIAN OR PACIFIC ISLANDER		HISPANIC		WHITE (not of Hispanic origin)		Male	Female	Male and Female	
		Male	Female	Male	Female	Male	Female	Male	Female	Male	Female				
II. LOANS															
A. Repayable By Cash Only															
1. Federal Perkins Loan	No. of Awards	21	28	17	38	36	1	1	16	6	176	146	259	206	465
	Dollar Amount	22	\$44,117	\$11,300	\$72,700	\$24,113	\$2,000	\$2,867	\$32,750	\$10,925	\$369,650	\$259,326	\$521,217	\$308,531	\$829,748
2. Other Federal Loans	No. of Awards	23	860	2,522	707	1,415	126	200	256	449	5,049	10,445	6,998	15,031	22,029
	Dollar Amount	24	\$1,711,562	\$5,231,899	\$1,573,409	\$3,052,792	\$274,017	\$425,843	\$584,256	\$975,746	\$12,493,784	\$23,550,597	\$16,637,029	\$33,236,876	\$49,873,905
3. Institutional Loans	No. of Awards	25	0	0	0	0	0	0	0	0	0	0	0	0	0
	Dollar Amount	26	\$0	\$0	\$0	\$0	\$0	\$0	\$0	\$0	\$0	\$0	\$0	\$0	\$0
4. Private Sources	No. of Awards	27	0	0	0	0	0	0	0	0	0	0	0	0	0
	Dollar Amount	28	\$0	\$0	\$0	\$0	\$0	\$0	\$0	\$0	\$0	\$0	\$0	\$0	\$0
5. All Other Loans (Repayable-Cash Only)	No. of Awards	29	0	0	0	0	0	0	0	0	0	0	0	0	0
	Dollar Amount	30	\$0	\$0	\$0	\$0	\$0	\$0	\$0	\$0	\$0	\$0	\$0	\$0	\$0
B. Repayable By Cash or Service															
1. Private Sources	No. of Awards	31	0	0	0	1	0	0	0	0	0	0	0	1	1
	Dollar Amount	32	\$0	\$0	\$0	\$800	\$0	\$0	\$0	\$0	\$0	\$0	\$0	\$800	\$800
2. All Other Loans (Repayable by Cash or Service)	No. of Awards	33	0	0	0	0	0	0	0	0	0	0	0	0	0
	Dollar Amount	34	\$0	\$0	\$0	\$0	\$0	\$0	\$0	\$0	\$0	\$0	\$0	\$0	\$0
C. TOTAL Number of UNDUPLICATED Recipients		35	550	1356	479	892	91	120	152	273	3299	6390	4,571	9,031	13,602
D. TOTAL Dollar Amount		36	\$1,755,679	\$5,243,199	\$1,646,109	\$3,077,705	\$276,017	\$428,710	\$617,006	\$986,671	\$12,863,434	\$23,809,923	\$17,158,246	\$33,546,207	\$50,704,453

TYPE OF FINANCIAL ASSISTANCE	Line No.	RACE/ETHNIC IDENTIFICATION AND SEX											TOTAL				
		BLACK (not of Hispanic origin)		AMERICAN INDIAN OR ALASKAN NATIVE		ASIAN OR PACIFIC ISLANDER		HISPANIC		WHITE (not of Hispanic origin)		Male	Female	Male and Female			
		Male	Female	Male	Female	Male	Female	Male	Female	Male	Female						
III. SCHOLARSHIPS																	
A. State of Oklahoma Funded	No. of Awards	37	59	137	81	159	42	37	21	62	488	772	691	1,167	1,858		
	Dollar Amount	38	\$51,354	\$132,534	\$60,465	\$141,805	\$53,994	\$29,596	\$33,732	\$52,988	\$455,311	\$648,560	\$654,856	\$1,005,483	\$1,660,338		
B. All Other Scholarships	No. of Awards	39	315	591	320	630	43	62	76	105	1,610	2,672	2,364	4,060	6,424		
	Dollar Amount	40	\$444,676	\$395,776	\$357,121	\$603,474	\$28,071	\$44,299	\$76,531	\$84,362	\$1,878,037	\$2,184,025	\$2,784,436	\$3,311,936	\$6,096,373		
C. TOTAL Number of UNDUPLICATED Recipients		41	285	626	341	657	58	80	75	130	1746	2863	2505	4356	6861		
D. TOTAL Dollar Amount		42	\$496,030	\$528,310	\$417,586	\$745,279	\$82,065	\$73,895	\$110,263	\$137,350	\$2,333,348	\$2,832,584	\$3,439,292	\$4,317,419	\$7,756,711		
IV. STUDENT EMPLOYMENT																	
A. Federal College Work-Study	No. of Awards	43	75	163	108	172	8	12	29	32	362	759	582	1,138	1,720		
	Dollar Amount	44	\$75,259	\$217,546	\$116,963	\$199,428	\$10,114	\$20,019	\$33,767	\$39,634	\$446,966	\$1,017,987	\$683,069	\$1,494,611	\$2,177,679		
B. Institutional Student Employment	No. of Awards	45	89	96	66	135	18	15	15	13	458	645	646	904	1,550		
	Dollar Amount	46	\$86,609	\$206,261	\$86,018	\$177,486	\$35,131	\$45,268	\$17,614	\$28,409	\$775,659	\$1,074,129	\$1,001,031	\$1,531,554	\$2,532,584		
C. All Other Student Work-Study	No. of Awards	47	0	0	0	0	0	0	0	0	0	0	0	0	0		
	Dollar Amount	48	\$0	\$0	\$0	\$0	\$0	\$0	\$0	\$0	\$0	\$0	\$0	\$0	\$0		
D. TOTAL Number of UNDUPLICATED Recipients		49	129	222	143	256	19	18	39	37	666	1092	996	1,625	2,621		
E. TOTAL Dollar Amount		50	\$161,868	\$423,807	\$202,980	\$376,914	\$45,245	\$65,287	\$51,381	\$68,043	\$1,222,625	\$2,092,116	\$1,684,099	\$3,026,165	\$4,710,264		

TYPE OF FINANCIAL ASSISTANCE	Line No.	RACE/ETHNIC IDENTIFICATION AND SEX												
		BLACK (not of Hispanic origin)		AMERICAN INDIAN OR ALASKAN NATIVE		ASIAN OR PACIFIC ISLANDER		HISPANIC		WHITE (not of Hispanic origin)		TOTAL		
		Male	Female	Male	Female	Male	Female	Male	Female	Male	Female	Male	Female	Male and Female
A. TOTAL Number of Awards & Loans	51	3,086	7,074	3,243	6,919	517	789	943	1,648	17,364	35,143	26,832	55,814	82,646
B. TOTAL Dollar Amount	52	\$5,607,660	\$13,298,064	\$5,638,144	\$11,986,455	\$909,777	\$1,303,869	\$1,618,841	\$2,964,920	\$31,700,193	\$59,396,986	\$45,474,614	\$88,950,292	\$134,424,907
C. TOTAL UNDUPLICATED Number of Recipients	53	1,530	3,643	1,490	3,067	356	496	507	966	9,329	17,875	13,212	26,047	39,259