



Oklahoma State Regents for Higher Education

**ANNUAL
FINANCIAL AID
REPORT**
(OCR B3)

2006 – 2007

May 23, 2008

OKLAHOMA STATE REGENTS
FOR HIGHER EDUCATION

Bill Burgess, Jr., Chairman
Lawton

Ronald H. White
Vice Chairman
Oklahoma City

Marlin "Ike" Glass Jr.
Newkirk

William Stuart Price
Secretary
Tulsa

Jimmy D. "Jimmy" Harrell
Leedey

Joseph L. Parker, Jr.
Assistant Secretary
Tulsa

Cheryl P. Hunter
Oklahoma City

Julie Carson
Claremore

John Massey
Durant

Glen D. Johnson
Chancellor

The Oklahoma State Regents for Higher Education in compliance with Titles VI and VII of the Civil Rights Act of 1964, Executive Order 11236 as amended, Title IX of the Education Amendments of 1972, Americans with Disabilities Act of 1990 and other federal laws do not discriminate on the basis of race, color, national origin, sex, age, religion, handicap, or status as a veteran in any of its policies, practices, or procedures. This includes but is not limited to admissions, employment, financial aid, and educational services.

This publication, duplicated by the State Regents' central services, is issued by the Oklahoma State Regents for Higher Education as authorized by 70 O.S. Supp. 1999, Section 3206. Copies have been prepared and distributed internally. Copies have been deposited with the Publications Clearinghouse of the Oklahoma Department of Libraries.

Meeting of the
OKLAHOMA STATE REGENTS FOR HIGHER EDUCATION
May 23, 2008

AGENDA ITEM:

Reports

SUBJECT: Financial Aid Update and Annual Student Financial Aid Survey for 2006-07

RECOMMENDATION:

This item is for information purposes. The Annual Student Financial Aid Survey is presented for the State Regents' acceptance.

BACKGROUND:

For 33 consecutive years, the Oklahoma State Regents for Higher Education have compiled an Annual Financial Aid Report (OCR B3) for state system institutions. This report is used to track the amounts and types of financial aid distributed in Oklahoma public higher education institutions. The information is also compiled according to race and gender. The data helps to provide trend information on the long-term changes in the financial aid environment of students attending Oklahoma public colleges and universities. Information concerning grants, scholarships, loans, and employment is collected in aggregate form directly from the institutions.

For the third year, most private/independent colleges also provided aggregate information on students at their institutions.

POLICY ISSUES:

The information provided by this report is critical for monitoring the impact of financial aid on the policy goals of the State Regents to increase the number of students earning college degrees in Oklahoma.

ANALYSIS:

In 2006-07, students attending Oklahoma public and independent (private) colleges and universities received financial aid totaling \$1.22 billion, an increase of \$21 million or less than 2% compared to 2005-06. Students at state system institutions received \$941 million while students at the independent institutions received \$281 million. Over half of the amount, some \$655 million or 53% was in the form of loans.

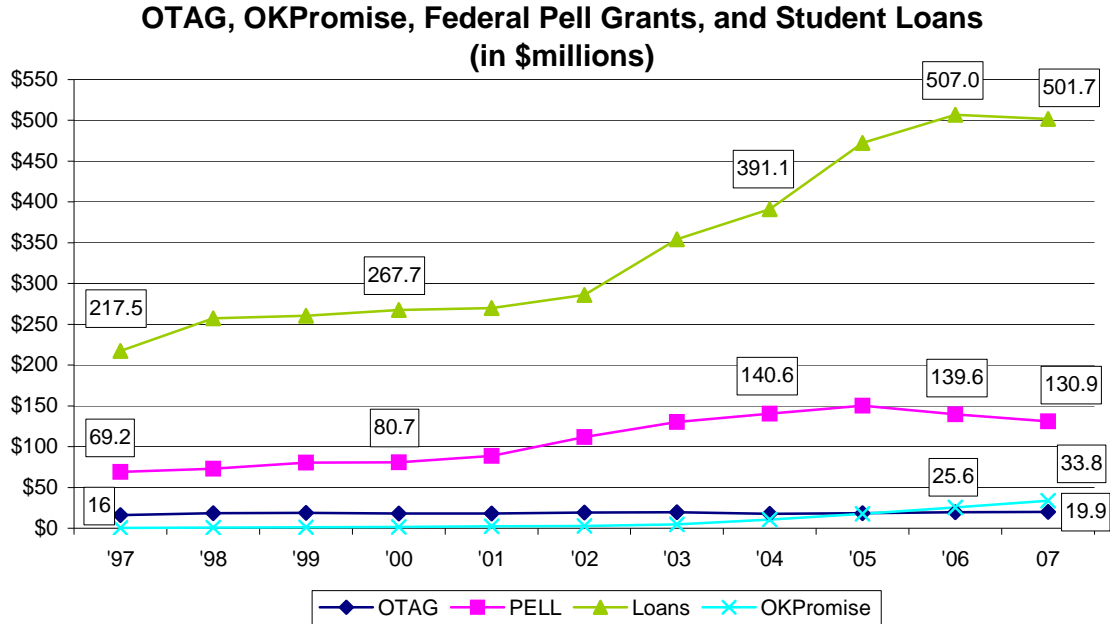
A few other highlights of the 2006-07 data are:

- The total amount of *state system* financial aid in 2006-07 was virtually unchanged compared to 2005-06. This small change is markedly different than the previous four years that saw annual increases of 5%, 16%, 11%, and 15%.
- Over the past three years, the percentage of students receiving any form of financial aid in the state system increased from 57% in 2004-05 to 60% in 2005-06 and to 63% in 2006-07.
- The number of state system students receiving the federal Pell Grant declined by about 4,300 or 7%. The total dollar amount of Pell Grants awarded to state system students also declined by 7% or \$9.1 million. A change in the federal formula that determines a student's eligibility for the Pell Grant appears to have contributed to this decline. The change, which modified a formula factor for state taxes paid, eliminated Pell Grant eligibility for some students and reduced the amount of the grant for others.
- According to federal data sources, 4,754 Oklahoma students received the new federal Academic Competitiveness Grant (ACG) in 2006-07 with a total value of \$3.6 million. Some 970 students received the new federal National Science Mathematics Access to Retain Talent (SMART) Grant worth a total of \$2.9 million.

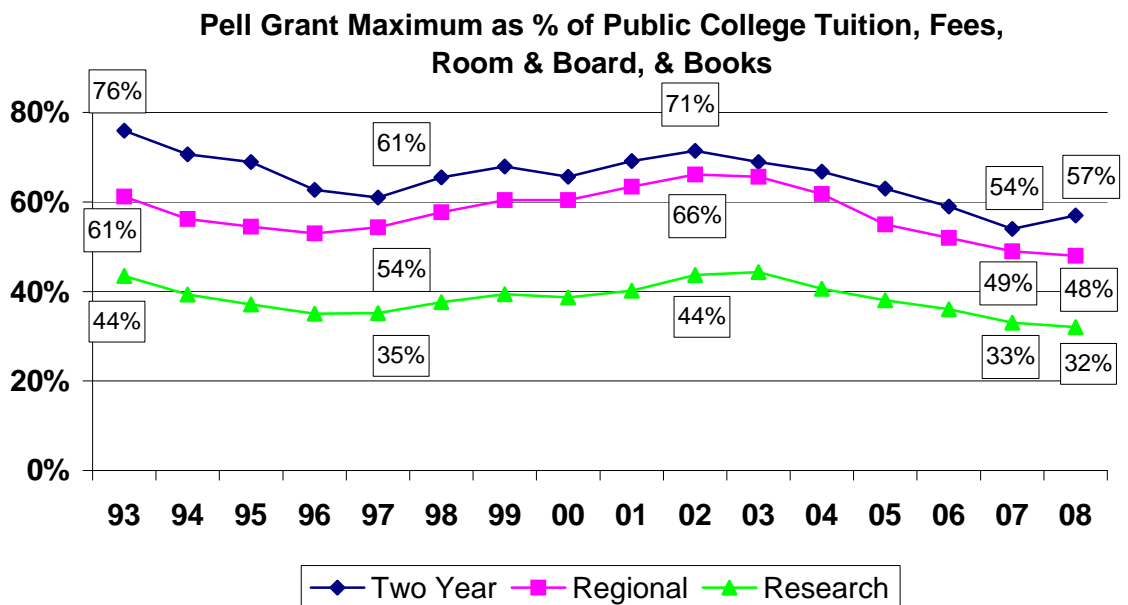
The following pages provide more details.

Trends for Students in the State System for Higher Education:

➤ After several years of significant increases, the volume of student loan borrowing by state system students actually decreased slightly from \$507 million in 2005-06 to about \$502 million in 2006-07. The amount of federal Pell Grants awarded also declined moderately.



➤ The maximum Pell Grant in 2006-07 was \$4,050, virtually unchanged since 2002-03. In 2006-07, the maximum federal Pell Grant covered a smaller portion of public college costs than at any point since 1992-93. In 2007-08 (shown in chart), the maximum increased to \$4,310, enough to reverse the trend for students at two-year colleges.



2006-07 Financial Aid for Students Attending State System Institutions:

- About 148,000 students attending state system institutions received approximately \$941 million dollars in student aid. Just over 63% of the nearly 233,000 students attending state system institutions in 2006-07 received some form of financial aid.
- Over the past four years, the total amount of financial aid distributed to state system students increased by \$247 million, or 36%. The amount of student loans borrowed by state students increased 42% over those four years.

(amounts in \$ millions)

	<u>2002-03</u>	<u>2003-04</u>	<u>2004-05</u>	<u>2005-06</u>	<u>2006-07</u>	<u>% Change</u>
Grants/scholarships	290	319	363	372	380	31%
Loans	354	391	472	507	502	42%
Employment	<u>49</u>	<u>60</u>	<u>60</u>	<u>61</u>	<u>59</u>	<u>20%</u>
Total	694	770	895	940	941	36%

Attachment A provides a more detailed summary of the 2006-07 financial aid.

- Student Loans:
 - More than half (53%, or \$502 million) of all financial aid dollars awarded were in loans. All other types of financial aid combined—scholarships, grants, and work-study—totaled slightly less than \$439 million (47%).
 - The percentage of all students taking out student loans has increased from 22% in 1994-95 to 31% in 2006-07.
 - Loans by Tier:

	<u>Total Loans in Millions</u>	<u>Total Borrowers</u>	<u>Average Loan Per Borrower</u>
Research Univ.	\$284*	24,254*	\$11,709*
Regional Univ.	149	26,580	5,606
Community Colleges	<u>69</u>	<u>21,626</u>	<u>3,191</u>
Total	\$502	72,460	\$6,928

*Includes undergraduate, graduate, and professional degree students.

- Financial Aid by Tier:

	<u>Total Aid in Millions</u>	<u>% of Total Aid</u>	<u>% Students in Tier With Aid</u>	<u>% of Aid from Loans</u>	<u>% of Aid Recipients w/ Loans</u>
Research Univ.	\$475	50%	72%	60%	55%
Regional Univ.	300	32%	74%	50%	52%
Community Colleges	<u>166</u>	<u>18%</u>	<u>51%</u>	<u>42%</u>	<u>41%</u>
Total	\$941	100%	61%	53%	49%

- Gender and ethnicity: Female and minority students account for a slightly greater proportion of student aid recipients than their proportion of total student enrollment.

	<u>% of Aid Recipients</u>	<u>% of Headcount Enr.</u>	<u>Difference</u>
Female	60.6%	57.4%	3.2%
Male	39.4%	42.6%	(3.2)%
Black/Af. Amer.	12.3%	8.8%	3.5%
Amer. Indian	12.2%	10.9%	1.3%
Asian	2.5%	2.4%	0.1%
Hispanic	3.9%	3.6%	0.3%
White	69.1%	70.6%	(1.5)%

2006-07 Financial Aid for Students Attending Independent/Private Institutions: For the third year, independent colleges participating in the Oklahoma Tuition Equalization Grant (OTEG) program were also required to submit aggregate financial aid data. In 2006-07, students attending independent institutions received \$281 million in total financial aid, of which \$153 million or 54% was in the form of loans. A more detailed summary of the sources of financial aid is included in Attachment B.

Combined 2006-07 Financial Aid for State System and Independent/Private Institutions: A total of \$1.22 billion in financial aid was disbursed to students attending Oklahoma public and independent colleges in 2006-07. The table below shows the proportion of aid coming from each source for the two sectors.

(Total Financial Aid in \$ Millions)				
	<u>Grants, Waivers, Scholarships</u>	<u>Loans</u>	<u>Employment</u>	<u>Total</u>
State System	380	502	59	941
Independent/Private	<u>122</u>	<u>153</u>	<u>6</u>	<u>281</u>
TOTAL	502	655	65	1,222
(% of Totals)				
State System	40%	53%	6%	100%
Independent/Private	<u>43%</u>	<u>54%</u>	<u>2%</u>	<u>100%</u>
TOTAL	41%	54%	5%	100%

A copy of the full report is available upon request as a supplement to the agenda.

Attachment A
State System Institutions
Overview of Financial Aid for 2006-07

In 2006 - 2007, over 147,000 students attending state system institutions received approximately \$941 million in the form of grants, scholarships, loans and student employment.

	\$ Amount	% Of Total	# Of Students
Grants			
Federal Pell Grants	\$130,470,802	13.9%	58,761
Federal SEOG	\$5,583,190	0.6%	9,831
Vocational Rehabilitation Grants (federal)	\$3,907,678	0.4%	1,453
State Grants (includes OTAG)	\$25,397,836	2.7%	27,825
Private Sources	\$962,549	0.1%	777
Institutional Grants	\$2,953,639	0.3%	2971
Resident Tuition Waivers	\$42,228,742	4.5%	45,694
Nonresident Tuition Waivers	\$43,242,686	4.6%	12,702
Other Grants	\$26,854,805	2.9%	13,284
Subtotal Grants	<u>\$281,601,927</u>	29.9%	101,496 *
Scholarships			
State-Funded Scholarships (OKPromise, ASP)	\$35,287,624	3.7%	18,165
Other Scholarships	\$63,547,728	6.8%	44,569
Subtotal Scholarships	<u>\$98,835,352</u>	10.5%	40,555 *
Loans			
Federal Perkins Loan	\$8,531,937	0.9%	2,712
Other Federal Loans	\$462,916,877	49.2%	109,202
Institutional Loans	\$2,301,060	0.2%	844
Private Sources	\$20,922,988	2.2%	2,708
Other Loans (repayable by cash only)	\$6,370,179	0.7%	1164
Other Loans (repayable by cash or service)	\$639,643	0.1%	36
Subtotal Loans	<u>\$501,682,684</u>	53.3%	72,460 *
Student Employment			
Federal Work Study	\$6,477,564	0.7%	5,428
Institutional Student Employment	\$52,613,414	5.6%	15,614
Subtotal Employment	<u>\$59,090,978</u>	6.3%	19,913 *
Total Financial Assistance	\$941,210,941	100.0%	147,862 *

*The number of students in each category may include duplicated students that receive more than one type of financial aid. The subtotals are unduplicated for that category of aid. The total number of 147,862 is unduplicated for all sources of aid.

Source: OCR B3 Financial Aid Survey for 2006-2007
Does not include Federal Hope and Lifetime Learning tax credits.

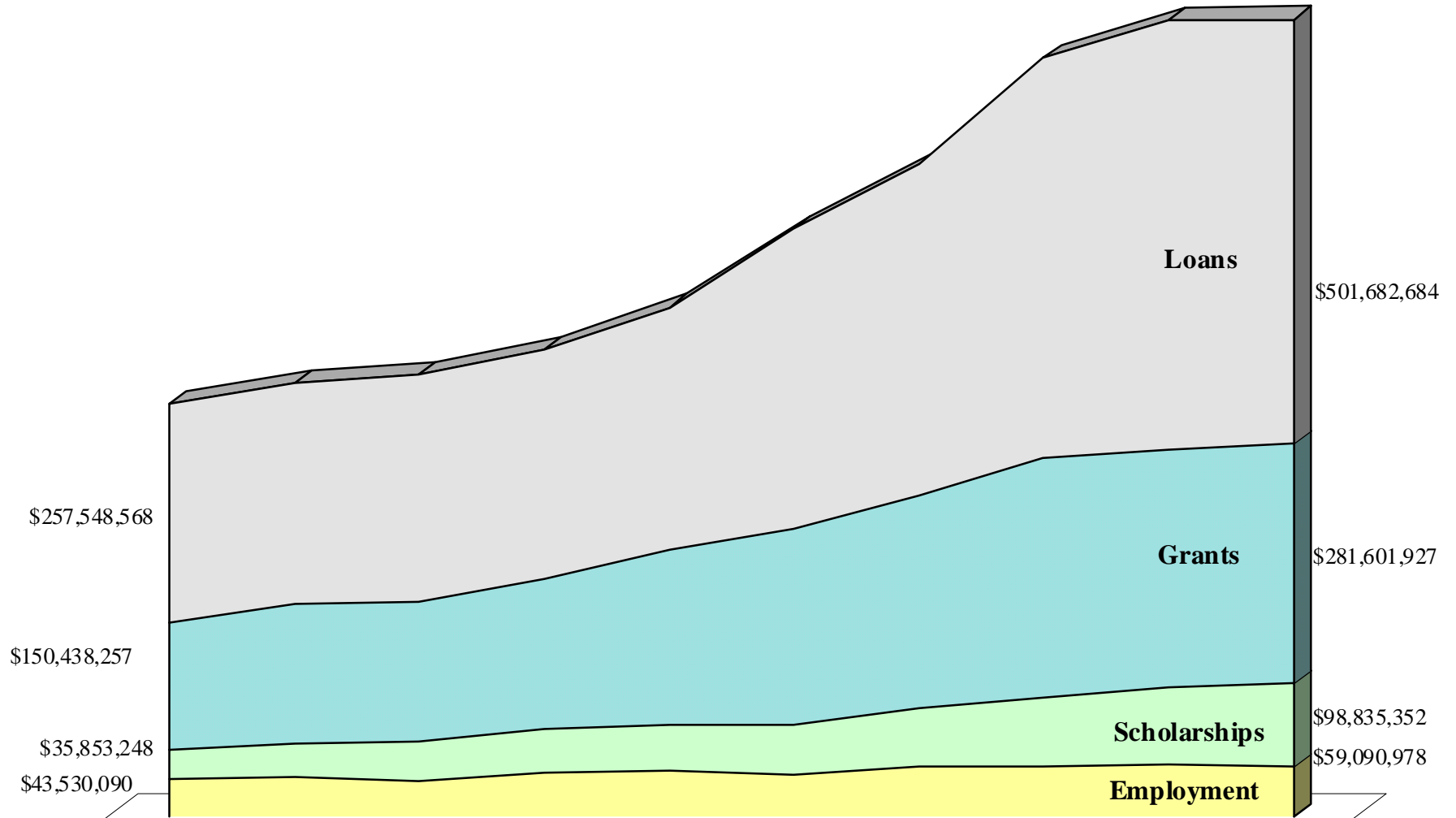
Attachment B
Independent Institutions
Overview of Financial Aid for 2006-07

	\$ Amount	% Of Total
Grants		
Federal Pell Grant	\$13,010,339	5%
Federal SEOG	\$1,785,432	1%
Vocational Rehabilitation Grants (federal)	\$139,494	0%
State and Local Grants	\$4,199,731	1%
Private Sources	\$1,241,778	0%
Institutional Grants	\$6,660,430	2%
Resident Tuition Waivers	\$7,700,379	3%
Nonresident Tuition Waivers	\$0	0%
Other Grants	\$2,093,071	1%
Subtotal Grants	\$36,830,654	13%
Scholarships		
State-Funded Scholarships	\$4,121,860	1%
Other Scholarships	\$81,334,010	29%
Subtotal Scholarships	\$85,455,870	30%
Loans		
Federal Perkins Loan	\$10,715,156	4%
Other Federal Loans	\$115,427,249	41%
Institutional Loans	\$183,173	0%
Private Sources	\$22,960,771	8%
Other Loans	\$3,716,575	1%
Subtotal Loans	\$153,002,924	54%
Student Employment		
Federal Work-Study	\$4,384,313	2%
Institutional Student Employment	\$1,093,387	0%
All Other Work-Study	\$20,590	0%
Subtotal Employment	\$ 5,498,290	2%
Total Financial Assistance	\$ 280,787,738	100%

Source: OCR B3 Survey for 2006-07
Does not include Federal Hope and Lifetime Learning tax credits.

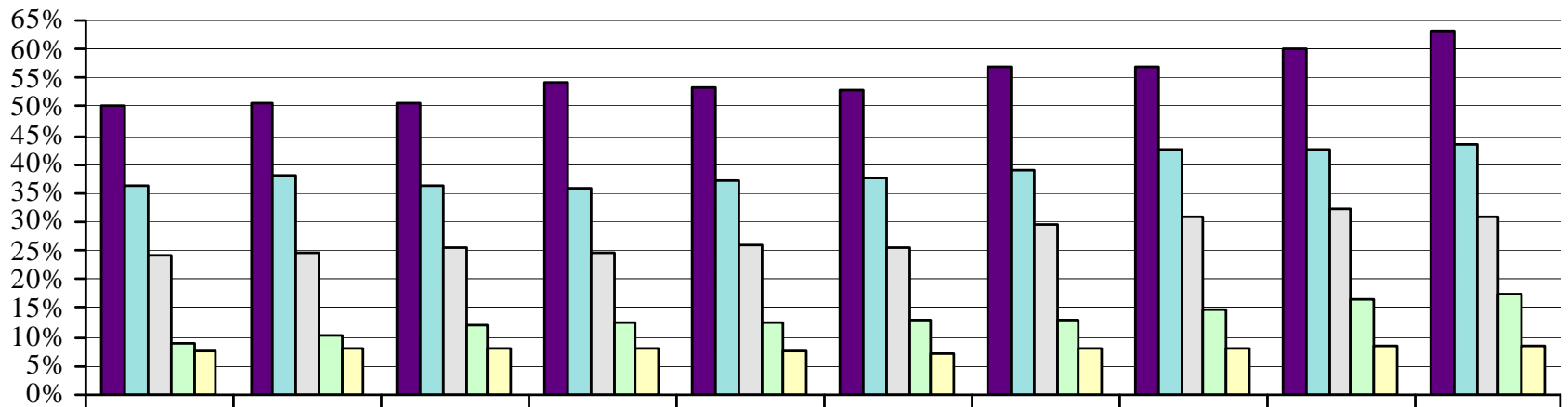
Dollar amounts include responses from Bacone College, Mid-America Christian University, Oklahoma Baptist University, Oklahoma Christian University, Oklahoma City University, Oral Roberts University, Oklahoma Wesleyan University, Southern Nazarene University, St. Gregory's University, Southwestern Christian University, University of Tulsa

Ten-Year Trend of All Financial Aid Dollars by Type of Aid 1997-2007 - Public Institutions



	97-98	98-99	99-00	00-01	01-02	02-03	03-04	04-05	05-06	06-07
Loans	\$257,548,568	\$260,578,626	\$267,745,031	\$270,072,300	\$285,787,935	\$354,261,460	\$391,142,152	\$472,397,246	\$507,036,095	\$501,682,684
Grants	\$150,438,257	\$164,438,985	\$165,833,919	\$177,347,399	\$206,967,024	\$230,263,730	\$251,715,362	\$282,995,645	\$280,468,181	\$281,601,927
Scholarships	\$35,853,248	\$39,326,070	\$44,647,116	\$51,073,184	\$55,072,857	\$60,145,458	\$67,555,408	\$80,230,398	\$91,242,660	\$98,835,352
Employment	\$43,530,090	\$46,883,725	\$43,343,600	\$51,860,123	\$53,611,836	\$49,428,194	\$59,777,509	\$59,482,919	\$61,182,211	\$59,090,978

Ten-Year Trend of the Percentage of All Students Receiving Financial Aid at Public Institutions 1997 - 2007



	97-98	98-99	99-00	00-01	01-02	02-03	03-04	04-05	05-06	06-07
At Least One Type	50.1%	50.5%	50.7%	54.2%	53.4%	52.7%	56.8%	56.7%	60.3%	63.1%
Grants	36.2%	38.2%	36.3%	35.8%	37.1%	37.7%	39.0%	42.6%	42.4%	43.3%
Loans	24.2%	24.7%	25.3%	24.8%	25.8%	25.5%	29.7%	30.9%	32.1%	30.9%
Scholarships	9.0%	10.2%	12.0%	12.4%	12.4%	12.9%	13.0%	14.5%	16.7%	17.3%
Employment	7.4%	7.9%	8.1%	8.1%	7.7%	7.1%	7.9%	8.1%	8.4%	8.5%

Aid Type Line Items By Tier
2006-2007

			STATE SYSTEM	RESEARCH	REGIONAL	COMMUNITY	INDEPENDENT (no unduplicated numbers)
GRANTS							
A.	Federal Pell Grant	No. of Awards	58,761	9,155	24,934	24,672	5,000
		Dollar Amount	\$130,470,802	\$24,303,018	\$54,104,409	\$52,063,375	\$13,010,339
B.	Federal SEOG	No. of Awards	9,831	1,904	3,040	4,887	2,818
		Dollar Amount	\$5,583,190	\$1,753,755	\$1,658,382	\$2,171,053	\$1,785,432
C.	Voc. Rehab. Grants	No. of Awards	1,483	260	917	306	41
		Dollar Amount	\$3,907,678	\$678,578	\$2,681,796	\$547,304	\$139,494
D.	State & Local Grants	No. of Awards	27,825	6,848	10,744	10,233	2,614
		Dollar Amount	\$25,397,836	\$10,842,894	\$7,555,235	\$6,999,708	\$4,199,731
E.	Private Sources	No. of Awards	777	8	269	500	1,071
		Dollar Amount	\$962,549	\$9,800	\$404,691	\$548,058	\$1,241,778
F.	Institutional Grants	No. of Awards	2,971	168	2,360	443	3,232
		Dollar Amount	\$2,953,639	\$157,759	\$1,814,470	\$981,410	\$660,430
G.	Resident Tuition Waivers	No. of Awards	45,694	16,714	14,845	14,135	1,011
		Dollar Amount	\$42,228,742	\$19,634,668	\$13,566,251	\$9,027,823	\$7,700,379
H.	Nonresident Tuition Waivers	No. of Awards	12,702	5,453	5,076	2,173	0
		Dollar Amount	\$43,242,686	\$23,110,678	\$16,126,313	\$4,005,695	\$0
J.	All Other Grants	No. of Awards	13,284	4,679	4,995	3,610	934
		Dollar Amount	\$26,854,805	\$11,698,485	\$10,059,350	\$5,096,970	\$2,093,071
I.	Total Number of Unduplicated Grant Recipients		101,496	25,883	37,117	38,496	7,371
J.	Dollar Amount - Grant Awards		\$281,601,927	\$92,189,635	\$107,970,897	\$81,441,397	\$36,830,653

Aid Type Line Items By Tier (cont'd)

2006-2007

			STATE SYSTEM	RESEARCH	REGIONAL	COMMUNITY	INDEPENDENT (no unduplicated numbers)
LOANS							
A. Repayable By Cash Only							
1. Federal Perkins Loan	No. of Awards		2,712	1,694	564	139	3,204
	Dollar Amount		\$8,531,937	\$5,910,800	\$1,493,220	\$292,386	\$10,715,156
2. Other Federal Loans	No. of Awards		109,202	41,109	27,659	24,993	16,475
	Dollar Amount		\$462,916,877	\$251,108,015	\$89,431,332	\$68,266,322	\$115,427,249
3. Institutional Loans	No. of Awards		844	684	112	0	68
	Dollar Amount		\$2,301,060	\$2,237,702	\$41,430	\$0	\$183,173
4. Private Sources	No. of Awards		2,708	2,018	372	46	2,424
	Dollar Amount		\$20,922,988	\$18,259,083	\$1,378,101	\$248,045	\$22,960,771
5. All Other Loans (Repayable-Cash Only)	No. of Awards		1,164	1,053	72	0	0
	Dollar Amount		\$6,370,179	\$6,136,434	\$141,288	\$0	\$0
B. Repayable By Cash or Service							
1. Private Sources	No. of Awards		0	0	0	0	238
	Dollar Amount		\$0	\$0	\$0	\$0	\$3,716,575
2. All Other Loans (Repayable by Cash or Service)	No. of Awards		36	36	0	0	0
	Dollar Amount		\$639,643	\$639,643	\$0	\$0	\$0
C. Total Number of Unduplicated Loan Recipients			72,460	24,254	16,778	21,626	10,311
D. Total Dollar Amount - Loan Awards			\$501,682,684	\$284,291,677	\$92,485,371	\$68,806,753	\$153,002,924

Aid Type Line Items By Tier (cont'd)

2006-2007

			STATE SYSTEM	RESEARCH	REGIONAL	COMMUNITY	INDEPENDENT (no unduplicated numbers)
SCHOLARSHIPS							
A. State of Oklahoma funded	No. of Awards	18,165	3,456	9,400	5,309	1,314	
	Dollar Amount	\$35,287,624	\$12,347,962	\$17,295,692	\$5,643,970	\$4,121,860	
B. All Other Scholarships	No. of Awards	44,569	23,950	13,764	6,855	16,829	
	Dollar Amount	\$63,547,728	\$41,975,570	\$15,282,088	\$6,290,070	\$81,334,010	
C. Total Number of Unduplicated Scholarship Recipients		40,555	14,974	15,371	10,210	10,417	
D. Total Dollar Amount - Scholarship Awards		\$98,835,352	\$54,323,532	\$32,557,780	\$11,934,041	\$85,455,870	
STUDENT EMPLOYMENT							
A. Federal Work-Study	No. of Awards	5,428	1,029	2,131	2,268	2,830	
	Dollar Amount	\$6,447,564	\$2,112,344	\$2,523,441	\$1,841,779	\$4,384,313	
B. Institutional Student Employment	No. of Awards	15,614	9,815	4,705	1,094	1,054	
	Dollar Amount	\$52,613,414	\$42,142,553	\$8,421,446	\$2,049,415	\$1,093,387	
C. All Other Student Work-Study	No. of Awards	0	0	0	0	9	
	Dollar Amount	\$0	\$0	\$0	\$0	\$20,590	
D. Total Number of Unduplicated Student Employment Recipients		19,913	10,844	5,697	4,091	3,293	
E. TOTAL Dollar Amount - Student Employment Awards		\$59,090,978	\$44,254,897	\$10,944,887	\$3,891,194	\$5,498,290	

TOTAL - ALL AID TYPES	STATE SYSTEM	RESEARCH	REGIONAL	COMMUNITY	INDEPENDENT (no unduplicated numbers)
Total Dollar Amount - Financial Aid Awards	\$941,210,941	\$475,059,741	\$300,077,818	\$166,073,384	\$280,787,737
Total Number of Unduplicated Financial Aid Recipients	147,862	44,163	50,966	52,733	14,968

Aggregate Financial Aid Data-All State System Institutions

Financial Assistance to Students in Higher Education

27000 B3 2006-2007

Page 1 of 5 Pages

NAME OF INSTITUTION: _____

TYPE OF FINANCIAL ASSISTANCE		Line No.	RACE/ETHNIC IDENTIFICATION AND GENDER										TOTAL				
			BLACK (not of Hispanic origin)		AMERICAN INDIAN OR ALASKAN NATIVE		ASIAN OR PACIFIC ISLANDER		HISPANIC		WHITE (not of Hispanic origin)		E+G+I+K+M	F+H+J+L+N	O+P		
			E Male	F Female	G Male	H Female	I Male	J Female	K Male	L Female	M Male	N Female	O Male	P Female	Male and Female		
I. GRANTS																	
A. Federal Pell Grant	No. of Awards	1	3,317	6,218	2,848	5,580	621	850	927	1,607	12,583	24,210	20,296	38,465	58,761		
	Dollar Amount	2	8,107,812	13,747,910	6,845,540	12,996,795	1,528,807	1,865,089	2,062,238	3,500,907	27,487,402	52,328,303	\$46,031,799	\$84,439,003	\$130,470,802		
B. Federal SEOG	No. of Awards	3	416	1,159	383	997	129	158	140	278	1,734	4,437	2,802	7,029	9,831		
	Dollar Amount	4	297,341	731,789	245,681	555,296	90,251	91,738	84,560	133,490	1,075,681	2,277,363	\$1,793,514	\$3,789,676	\$5,583,190		
C. Voc. Rehab. Grants	No. of Awards	5	77	62	87	113	0	7	15	31	511	580	690	793	1,483		
	Dollar Amount	6	167,151	137,358	257,877	321,496	0	20,195	32,264	75,768	1,228,789	1,666,779	\$1,686,082	\$2,221,596	\$3,907,678		
D. State & Local Grants	No. of Awards	7	1,220	2,886	1,453	2,910	306	415	376	744	5,823	11,692	9,178	18,647	27,825		
	Dollar Amount	8	1,009,315	2,375,336	1,536,034	2,506,088	262,547	367,057	320,090	551,053	5,935,630	10,534,686	\$9,063,616	\$16,334,221	\$25,397,836		
E. Private Sources	No. of Awards	9	18	21	60	88	5	7	20	14	240	304	343	434	777		
	Dollar Amount	10	19,146	38,783	76,800	115,456	8,804	5,659	16,797	14,915	292,034	374,155	\$413,581	\$548,968	\$962,549		
F. Institutional Grants	No. of Awards	11	132	124	70	125	30	48	36	68	868	1,470	1136	1835	2971		
	Dollar Amount	12	333,658	142,903	65,314	137,313	43,549	43,542	52,130	46,273	895,411	1,193,546	\$1,390,062	\$1,563,577	\$2,953,639		
G. Resident Tuition Waivers	No. of Awards	13	1,269	1,614	1,980	2,854	661	742	679	1,095	14,753	20,047	19,342	26,352	45,694		
	Dollar Amount	14	1,430,350	1,478,111	2,139,331	2,730,303	691,629	798,445	688,144	964,091	11,492,222	19,816,117	\$16,441,676	\$25,787,066	\$42,228,742		
H. Nonresident Tuition Wavers	No. of Awards	15	1,115	711	284	381	197	208	466	390	4,202	4,748	6,264	6,438	12,702		
	Dollar Amount	16	3,500,048	1,948,414	929,345	1,206,472	626,717	774,453	1,120,932	1,101,145	15,521,511	16,513,649	\$21,698,553	\$21,544,133	\$43,242,686		
J. All Other Grants	No. of Awards	17	381	590	2,281	3,499	134	136	583	182	2,517	2,981	5,896	7,388	13,284		
	Dollar Amount	18	770,743	1,011,466	4,847,743	7,038,427	231,591	245,008	404,387	318,075	6,747,302	5,240,064	\$13,001,766	\$13,853,039	\$26,854,805		
* Edit-check for sum of awards			7945	13385	9446	16547	2083	2571	3242	4409	43231	70469	65947	107381	173328		
I. TOTAL No. of UNDUPLICATED Recipients		19	4,915	7,314	5,267	8,873	1,234	1,408	1,753	2,568	26,798	41,366	39967	61529	101,496		
J. TOTAL Dollar Amount (sum of lines 2,4,6,8,10,12,14,16,18)		20	\$15,635,564	\$21,612,070	\$16,943,665	\$27,607,645	\$3,483,895	\$4,211,186	\$4,781,542	\$6,705,717	\$70,675,983	\$109,944,661	\$111,520,649	\$170,081,280	\$281,601,928		

NAME OF INSTITUTION: _____

TYPE OF FINANCIAL ASSISTANCE	Line No.	RACE/ETHNIC IDENTIFICATION AND GENDER										TOTAL			
		BLACK (not of Hispanic origin)		AMERICAN INDIAN OR ALASKAN NATIVE		ASIAN OR PACIFIC ISLANDER		HISPANIC		WHITE (not of Hispanic origin)		E+G+I+K+M	F+H+J+L+N	O+P	
		E Male	F Female	G Male	H Female	I Male	J Female	K Male	L Female	M Male	N Female	O Male	P Female	Male and Female	
II. LOANS															
A. Repayable By Cash Only															
1. Federal Perkins Loan	No. of Awards	21	124	210	127	244	26	29	39	73	770	1,070	1,086	1,626	2,712
	Dollar Amount	22	349,248	628,728	392,358	717,842	90,725	92,857	111,563	234,160	2,421,253	3,493,203	\$3,365,147	\$5,166,790	\$8,531,937
2. Other Federal Loans	No. of Awards	23	4,595	8,522	4,555	7,886	957	1,298	1,470	2,253	30,130	47,536	41,707	67,495	109,202
	Dollar Amount	24	15,962,519	27,706,631	18,266,327	29,482,964	4,330,356	5,487,532	5,635,008	8,089,864	147,336,796	200,618,879	\$191,531,006	\$271,385,871	\$462,916,877
3. Institutional Loans	No. of Awards	25	36	96	22	30	11	9	16	30	257	337	342	502	844
	Dollar Amount	26	101,342	182,088	65,339	83,677	29,639	19,556	47,918	62,665	783,587	925,249	\$1,027,825	\$1,273,235	\$2,301,060
4. Private Sources	No. of Awards	27	56	110	61	123	46	41	34	53	976	1,208	1,173	1,535	2,708
	Dollar Amount	28	365,100	691,019	314,331	830,985	325,739	373,788	198,404	372,271	7,311,169	10,140,182	\$8,514,743	\$12,408,245	\$20,922,988
5. All Other Loans (Repayable-Cash Only)	No. of Awards	29	42	42	49	58	8	6	21	12	464	462	584	580	1,164
	Dollar Amount	30	155,250	174,239	224,289	293,510	47,788	31,899	104,084	71,201	2,673,315	2,594,604	\$3,204,726	\$3,165,453	\$6,370,179
B. Repayable By Cash or Service															
1. Private Sources	No. of Awards	31	0	0	0	0	0	0	0	0	0	0	0	0	0
	Dollar Amount	32	0	0	0	0	0	0	0	0	0	0	\$0	\$0	\$0
2. All Other Loans (Repayable by Cash or Service)	No. of Awards	33	1	2	3	11	0	1	3	1	10	4	17	19	36
	Dollar Amount	34	17,860	35,680	54,050	197,310	0	17,228	53,693	18,205	175,911	69,706	\$301,514	\$338,129	\$639,643
* Edit-check for sum of awards			4854	8982	4817	8352	1048	1384	1583	2422	32607	50617	44909	71757	116666
C. TOTAL No. of UNDUPLICATED Recipients		35	3,262	5,575	3,185	5,502	652	849	1,037	1,497	19,656	31,245	27,792	44,668	72,460
D. TOTAL Dollar Amount(sum of lines 22,24,26,28,30,32,34)		36	\$16,951,319	\$29,418,385	\$19,316,694	\$31,606,288	\$4,824,247	\$6,022,860	\$6,150,670	\$8,848,366	\$160,702,031	\$217,841,823	\$207,944,961	\$293,737,723	\$501,682,684

NAME OF INSTITUTION: _____

TYPE OF FINANCIAL ASSISTANCE	Line No.	RACE/ETHNIC IDENTIFICATION AND GENDER										TOTAL			
		BLACK (not of Hispanic origin)		AMERICAN INDIAN OR ALASKAN NATIVE		ASIAN OR PACIFIC ISLANDER		HISPANIC		WHITE (not of Hispanic origin)		E+G+I+K+M	F+H+J+L+N	O+P	
		E Male	F Female	G Male	H Female	I Male	J Female	K Male	L Female	M Male	N Female	O Male	P Female	Male and Female	
III. SCHOLARSHIPS															
A. State of Oklahoma funded	No. of Awards	37	445	1,288	930	1,495	255	374	301	465	5,105	7,507	7036	11129	18165
	Dollar Amount	38	863,880	2,314,785	1,783,394	2,581,452	552,037	756,463	529,688	732,173	11,196,233	13,977,520	\$14,925,231	\$20,362,393	\$35,287,624
B. All Other Scholarships	No. of Awards	39	2,556	2,396	2,412	3,265	537	691	686	985	13,240	17,801	19,431	25,138	44,569
	Dollar Amount	40	5,414,358	3,731,047	3,769,795	5,014,869	782,923	786,980	1,124,191	1,309,209	19,107,788	22,506,568	\$30,199,055	\$33,348,673	\$63,547,728
* Edit-check for sum of awards			3,001	3,684	3,342	4,760	792	1,065	987	1,450	18,345	25,308	26,467	36,267	62,734
C. TOTAL No. of UNDUPLICATED Recipients		41	1,664	2,344	2,044	2,944	489	641	653	902	12,064	16,810	16914	23641	40555
D. TOTAL Dollar Amount(sum of lines 38,40)		42	\$6,278,238	\$6,045,832	\$5,553,189	\$7,596,321	\$1,334,960	\$1,543,442	\$1,653,879	\$2,041,382	\$30,304,021	\$36,484,089	\$45,124,287	\$53,711,066	\$98,835,353
IV. STUDENT EMPLOYMENT															
A. Federal Work-Study	No. of Awards	43	364	727	229	455	53	80	98	151	1,119	2,152	1,863	3,565	5,428
	Dollar Amount	44	433,779	832,007	275,379	522,140	69,947	95,410	122,247	207,466	1,394,378	2,524,811	\$2,295,731	\$4,181,834	\$6,477,564
B. Institutional Student Employment	No. of Awards	45	588	745	632	817	241	235	256	289	5,665	6,146	7,382	8,232	15,614
	Dollar Amount	46	1,469,290	1,991,668	1,861,405	1,960,332	793,389	717,241	812,698	943,430	22,119,569	19,944,392	\$27,056,351	\$25,557,063	\$52,613,414
C. All Other Student Work-Study	No. of Awards	47	0	0	0	0	0	0	0	0	0	0	0	0	0
	Dollar Amount	48	0	0	0	0	0	0	0	0	0	0	\$0	\$0	\$0
** Edit-check for sum of awards			952	1472	861	1272	294	315	354	440	6784	8298	9245	11797	21042
D. TOTAL No. of UNDUPLICATED Recipients		49	828	1,358	841	1,168	283	293	330	422	6,554	7,836	8,836	11,077	19,913
E. TOTAL Dollar Amount (sum of lines 44,46,48)		50	\$1,903,069	\$2,823,675	\$2,136,784	\$2,482,472	\$863,336	\$812,650	\$934,945	\$1,150,896	\$23,513,947	\$22,469,203	\$29,352,082	\$29,738,897	\$59,090,978

NAME OF INSTITUTION: _____

TYPE OF FINANCIAL ASSISTANCE	Line No.	RACE/ETHNIC IDENTIFICATION AND GENDER										TOTAL		
		BLACK (not of Hispanic origin)		AMERICAN INDIAN OR ALASKAN NATIVE		ASIAN OR PACIFIC ISLANDER		HISPANIC		WHITE (not of Hispanic origin)		E+G+I+K+M	F+H+J+L+N	O+P
		E Male	F Female	G Male	H Female	I Male	J Female	K Male	L Female	M Male	N Female	O Male	P Female	Male and Female
A. TOTAL Number of Awards & Loans*	51	16,752	27,523	18,466	30,931	4,217	5,335	6,166	8,721	100,967	154,692	146,568	227,202	373,770
B. TOTAL Dollar Amount (sum of lines 20+36+42+50)	52	\$40,768,190	\$59,899,963	\$43,950,332	\$69,292,727	\$10,506,438	\$12,590,138	\$13,521,037	\$18,746,362	\$285,195,981	\$386,739,775	\$393,941,978	\$547,268,965	\$941,210,943
C. TOTAL No. of UNDUPLICATED Recipients**	53	6,907	11,315	6,695	11,406	1,685	2,018	2,336	3,361	40,641	61,498	58,264	89,598	147,862

Aggregate Financial Aid Data-Research Tier
Financial Assistance to Students in Higher Education
27000 B3 2006-2007
Page 1 of 5 Pages

NAME OF INSTITUTION: _____

TYPE OF FINANCIAL ASSISTANCE	Line No.	RACE/ETHNIC IDENTIFICATION AND GENDER										TOTAL			
		BLACK (not of Hispanic origin)		AMERICAN INDIAN OR ALASKAN NATIVE		ASIAN OR PACIFIC ISLANDER		HISPANIC		WHITE (not of Hispanic origin)		E+G+I+K+M	F+H+J+L+N	O+P	
		E Male	F Female	G Male	H Female	I Male	J Female	K Male	L Female	M Male	N Female	O Male	P Female	Male and Female	
I. GRANTS															
A. Federal Pell Grant	No. of Awards	1	458	591	481	570	232	218	190	225	3,117	3,073	4,478	4,677	9,155
	Dollar Amount	2	1,342,541	1,749,034	1,246,503	1,524,346	682,672	613,761	500,194	577,697	8,055,796	8,010,474	\$11,827,706	\$12,475,312	\$24,303,018
B. Federal SEOG	No. of Awards	3	75	171	87	142	66	50	42	47	581	643	851	1,053	1,904
	Dollar Amount	4	68,904	157,555	81,700	128,477	62,351	46,288	41,900	41,065	526,629	598,886	\$781,484	\$972,271	\$1,753,755
C. Voc. Rehab. Grants	No. of Awards	5	6	7	21	8	0	0	2	8	110	98	139	121	260
	Dollar Amount	6	12,210	22,711	48,133	20,170	0	0	5,054	27,753	284,148	258,399	\$349,545	\$329,033	\$678,578
D. State & Local Grants	No. of Awards	7	248	448	375	476	151	154	103	140	2,227	2,526	3,104	3,744	6,848
	Dollar Amount	8	309,064	596,856	667,661	716,759	159,664	202,726	136,792	162,904	3,522,667	4,367,801	\$4,795,848	\$6,047,046	\$10,842,894
E. Private Sources	No. of Awards	9	0	0	1	0	0	0	0	0	6	1	7	1	8
	Dollar Amount	10	0	0	5,000	0	0	0	0	0	2,200	2,600	\$7,200	\$2,600	\$9,800
F. Institutional Grants	No. of Awards	11	10	18	2	4	2	2	1	6	59	64	74	94	168
	Dollar Amount	12	7,563	17,608	1,500	3,500	2,000	2,000	500	6,000	56,851	60,237	\$68,414	\$89,345	\$157,759
G. Resident Tuition Waivers	No. of Awards	13	271	495	672	857	303	344	220	284	6,018	7,250	7,484	9,230	16,714
	Dollar Amount	14	392,330	693,373	930,102	1,071,743	468,807	494,379	345,554	421,972	4,621,874	10,194,534	\$6,758,667	\$12,876,001	\$19,634,668
H. Nonresident Tuition Waivers	No. of Awards	15	180	121	103	99	56	72	80	94	2,216	2,432	2,635	2,818	5,453
	Dollar Amount	16	974,967	473,578	375,236	377,331	257,605	379,033	245,780	409,720	9,782,779	9,834,649	\$11,636,367	\$11,474,311	\$23,110,678
J. All Other Grants	No. of Awards	17	108	156	779	922	74	76	465	52	1,222	825	2,648	2,031	4,679
	Dollar Amount	18	266,816	326,393	2,013,456	2,272,163	180,841	149,326	191,159	115,781	4,332,252	1,850,298	\$6,984,524	\$4,713,961	\$11,698,485
* Edit-check for sum of awards			1356	2007	2521	3078	884	916	1103	856	15556	16912	21420	23769	45189
I. TOTAL No. of UNDUPLICATED Recipients		19	687	898	1,236	1,501	474	483	400	467	9,270	10,467	12067	13816	25,883
J. TOTAL Dollar Amount (sum of lines 2,4,6,8,10,12,14,16,18)		20	\$3,374,395	\$4,037,108	\$5,369,291	\$6,114,489	\$1,813,940	\$1,887,513	\$1,466,933	\$1,762,892	\$31,185,196	\$35,177,878	\$43,209,755	\$48,979,880	\$92,189,635

NAME OF INSTITUTION: _____

TYPE OF FINANCIAL ASSISTANCE	Line No.	RACE/ETHNIC IDENTIFICATION AND GENDER										TOTAL			
		BLACK (not of Hispanic origin)		AMERICAN INDIAN OR ALASKAN NATIVE		ASIAN OR PACIFIC ISLANDER		HISPANIC		WHITE (not of Hispanic origin)		E+G+I+K+M	F+H+J+L+N	O+P	
		E Male	F Female	G Male	H Female	I Male	J Female	K Male	L Female	M Male	N Female	O Male	P Female	Male and Female	
II. LOANS															
A. Repayable By Cash Only															
1. Federal Perkins Loan	No. of Awards	21	65	132	55	94	17	19	30	57	533	692	700	994	1,694
	Dollar Amount	22	220,070	465,881	199,502	330,726	60,725	66,544	88,716	189,833	1,829,353	2,459,450	\$2,398,366	\$3,512,434	\$5,910,800
2. Other Federal Loans	No. of Awards	23	1,128	1,907	1,619	2,100	545	605	644	810	14,758	16,993	18,694	22,415	41,109
	Dollar Amount	24	5,427,982	9,232,001	8,579,991	10,992,204	3,144,616	3,558,167	3,435,489	4,091,116	96,167,871	106,478,578	\$116,755,949	\$134,352,066	\$251,108,015
3. Institutional Loans	No. of Awards	25	29	66	22	22	9	7	12	19	222	276	294	390	684
	Dollar Amount	26	98,463	170,913	65,339	80,707	29,150	19,000	46,150	58,300	766,795	902,885	\$1,005,897	\$1,231,805	\$2,237,702
4. Private Sources	No. of Awards	27	28	62	40	86	42	37	23	39	743	918	876	1,142	2,018
	Dollar Amount	28	243,192	504,704	234,192	679,054	311,750	358,848	151,168	319,102	6,399,776	9,057,297	\$7,340,078	\$10,919,005	\$18,259,083
5. All Other Loans (Repayable-Cash Only)	No. of Awards	29	33	33	42	46	6	6	18	12	446	411	545	508	1,053
	Dollar Amount	30	148,637	155,105	214,389	278,792	40,588	31,899	93,736	71,201	2,614,919	2,487,168	\$3,112,269	\$3,024,165	\$6,136,434
B. Repayable By Cash or Service															
1. Private Sources	No. of Awards	31	0	0	0	0	0	0	0	0	0	0	0	0	0
	Dollar Amount	32	0	0	0	0	0	0	0	0	0	0	\$0	\$0	\$0
2. All Other Loans (Repayable by Cash or Service)	No. of Awards	33	1	2	3	11	0	1	3	1	10	4	17	19	36
	Dollar Amount	34	17,860	35,680	54,050	197,310	0	17,228	53,693	18,205	175,911	69,706	\$301,514	\$338,129	\$ 639,643
* Edit-check for sum of awards			1284	2202	1781	2359	619	675	730	938	16712	19294	21126	25468	46594
C. TOTAL No. of UNDUPLICATED Recipients		35	657	1,073	966	1,232	377	400	406	477	8,798	9,868	11,204	13,050	24,254
D. TOTAL Dollar Amount(sum of lines 22,24,26,28,30,32,34)		36	\$6,156,204	\$10,564,284	\$9,347,463	\$12,558,793	\$3,586,829	\$4,051,686	\$3,868,952	\$4,747,757	\$107,954,625	\$121,455,084	\$130,914,073	\$153,377,604	\$284,291,677

NAME OF INSTITUTION: _____

TYPE OF FINANCIAL ASSISTANCE	Line No.	RACE/ETHNIC IDENTIFICATION AND GENDER										TOTAL			
		BLACK (not of Hispanic origin)		AMERICAN INDIAN OR ALASKAN NATIVE		ASIAN OR PACIFIC ISLANDER		HISPANIC		WHITE (not of Hispanic origin)		E+G+I+K+M	F+H+J+L+N	O+P	
		E Male	F Female	G Male	H Female	I Male	J Female	K Male	L Female	M Male	N Female	O Male	P Female	Male and Female	
III. SCHOLARSHIPS															
A. State of Oklahoma funded	No. of Awards	37	53	131	140	154	106	132	64	68	1,344	1,264	1707	1749	3456
	Dollar Amount	38	151,274	404,137	452,769	464,745	352,020	429,134	195,246	175,474	5,192,129	4,531,034	\$6,343,438	\$6,004,524	\$12,347,962
B. All Other Scholarships	No. of Awards	39	1,151	1,025	1,057	1,162	380	455	331	459	8,076	9,854	10,995	12,955	23,950
	Dollar Amount	40	3,559,130	2,127,105	2,156,790	2,507,353	575,599	555,593	727,496	810,983	14,038,767	14,916,754	\$21,057,782	\$20,917,788	\$41,975,570
* Edit-check for sum of awards			1,204	1,156	1,197	1,316	486	587	395	527	9,420	11,118	12,702	14,704	27,406
C. TOTAL No. of UNDUPLICATED Recipients		41	473	571	418	445	281	339	225	281	5,499	6,442	6896	8078	14974
D. TOTAL Dollar Amount(sum of lines 38,40)		42	\$3,710,404	\$2,531,242	\$2,609,559	\$2,972,098	\$927,619	\$984,727	\$922,742	\$986,457	\$19,230,896	\$19,447,788	\$27,401,220	\$26,922,312	\$54,323,532
IV. STUDENT EMPLOYMENT															
A. Federal Work-Study	No. of Awards	43	55	132	39	69	18	20	25	34	244	393	381	648	1,029
	Dollar Amount	44	127,112	312,374	64,581	137,459	29,989	38,550	44,520	72,308	481,710	803,741	\$747,912	\$1,364,432	\$2,112,344
B. Institutional Student Employment	No. of Awards	45	239	388	326	352	168	144	163	169	4,008	3,858	4,904	4,911	9,815
	Dollar Amount	46	905,183	1,323,237	1,332,017	1,115,672	704,625	554,158	677,967	737,906	19,022,414	15,769,374	\$22,642,206	\$19,500,347	\$42,142,553
C. All Other Student Work-Study	No. of Awards	47	0	0	0	0	0	0	0	0	0	0	0	0	0
	Dollar Amount	48	0	0	0	0	0	0	0	0	0	0	\$0	\$0	\$0
** Edit-check for sum of awards			294	520	365	421	186	164	188	203	4252	4251	5285	5559	10844
D. TOTAL No. of UNDUPLICATED Recipients		49	244	402	340	382	173	149	167	179	4,090	3,999	5,014	5,111	10,125
E. TOTAL Dollar Amount (sum of lines 44,46,48)		50	\$1,032,295	\$1,635,611	\$1,396,598	\$1,253,131	\$734,614	\$592,708	\$722,487	\$810,214	\$19,504,124	\$16,573,115	\$23,390,118	\$20,864,779	\$44,254,897

NAME OF INSTITUTION: _____

TYPE OF FINANCIAL ASSISTANCE	Line No.	RACE/ETHNIC IDENTIFICATION AND GENDER										TOTAL		
		BLACK (not of Hispanic origin)		AMERICAN INDIAN OR ALASKAN NATIVE		ASIAN OR PACIFIC ISLANDER		HISPANIC		WHITE (not of Hispanic origin)		E+G+I+K+M O Male	F+H+J+L+N P Female	O+P Male and Female
		E Male	F Female	G Male	H Female	I Male	J Female	K Male	L Female	M Male	N Female			
A. TOTAL Number of Awards & Loans*	51	4,138	5,885	5,864	7,174	2,175	2,342	2,416	2,524	45,940	51,575	60,533	69,500	130,033
B. TOTAL Dollar Amount (sum of lines 20+36+42+50)	52	\$14,273,298	\$18,768,245	\$18,722,911	\$22,898,511	\$7,063,002	\$7,516,634	\$6,981,114	\$8,307,320	\$177,874,841	\$192,653,865	\$224,915,166	\$250,144,575	\$475,059,741
C. TOTAL No. of UNDUPLICATED Recipients**	53	1,120	1,588	1,694	2,082	776	770	690	768	16,515	18,160	20,795	23,368	44,163

Aggregate Financial Aid Data-Regional Tier
Financial Assistance to Students in Higher Education
27000 B3 2006-2007
Page 1 of 5 Pages

NAME OF INSTITUTION: _____

TYPE OF FINANCIAL ASSISTANCE	Line No.	RACE/ETHNIC IDENTIFICATION AND GENDER										TOTAL			
		BLACK (not of Hispanic origin)		AMERICAN INDIAN OR ALASKAN NATIVE		ASIAN OR PACIFIC ISLANDER		HISPANIC		WHITE (not of Hispanic origin)		E+G+I+K+M O Male	F+H+J+L+N P Female	O+P Male and Female	
		E Male	F Female	G Male	H Female	I Male	J Female	K Male	L Female	M Male	N Female				
I. GRANTS															
A. Federal Pell Grant	No. of Awards	1	1,836	2,858	1,373	2,460	208	335	370	649	5,192	9,653	8,979	15,955	24,934
	Dollar Amount	2	4,560,941	6,337,186	3,364,558	5,850,793	409,855	591,459	750,354	1,381,667	10,575,253	20,282,343	\$19,660,961	\$34,443,448	\$54,104,409
B. Federal SEOG	No. of Awards	3	197	343	147	342	28	37	39	71	558	1,278	969	2,071	3,040
	Dollar Amount	4	126,028	223,761	84,293	192,445	14,575	19,225	18,685	34,100	273,746	671,524	\$517,327	\$1,141,055	\$1,658,382
C. Voc. Rehab. Grants	No. of Awards	5	39	42	45	86	0	7	9	20	276	393	369	548	917
	Dollar Amount	6	96,132	91,983	175,383	267,021	0	20,195	20,480	43,823	719,729	1,247,050	\$1,011,724	\$1,670,072	\$2,681,796
D. State & Local Grants	No. of Awards	7	613	1,238	660	1,234	88	144	135	274	2,055	4,303	3,551	7,193	10,744
	Dollar Amount	8	421,179	857,967	490,833	917,640	58,857	90,896	93,192	184,294	1,408,110	3,032,267	\$2,472,171	\$5,083,064	\$7,555,235
E. Private Sources	No. of Awards	9	2	7	35	61	2	2	2	3	62	93	103	166	269
	Dollar Amount	10	2,041	17,398	48,569	85,534	1,822	2,932	522	4,231	109,804	131,838	\$162,758	\$241,933	\$404,691
F. Institutional Grants	No. of Awards	11	81	85	48	91	23	43	25	57	650	1,257	827	1533	2360
	Dollar Amount	12	165,509	46,950	40,015	60,433	23,729	29,927	23,976	34,410	589,628	799,893	\$842,857	\$971,613	\$1,814,470
G. Resident Tuition Waivers	No. of Awards	13	494	548	749	1,152	106	207	172	315	4,125	6,977	5,646	9,199	14,845
	Dollar Amount	14	539,450	426,515	831,036	1,129,555	99,175	180,121	148,142	230,457	3,998,850	5,982,950	\$5,616,653	\$7,949,598	\$13,566,251
H. Nonresident Tuition Waviers	No. of Awards	15	690	413	157	232	88	80	192	197	1,331	1,696	2,458	2,618	5,076
	Dollar Amount	16	2,100,001	1,216,465	494,944	732,529	251,005	257,550	569,716	599,997	4,246,919	5,657,187	\$7,662,585	\$8,463,728	\$16,126,313
J. All Other Grants	No. of Awards	17	186	234	938	1,447	17	31	54	57	774	1,257	1,969	3,026	4,995
	Dollar Amount	18	373,332	413,770	1,997,198	3,123,627	25,014	73,948	107,351	100,468	1,546,296	2,298,346	\$4,049,191	\$6,010,159	\$10,059,350
* Edit-check for sum of awards			4138	5768	4152	7105	560	886	998	1643	15023	26907	24871	42309	67180
I. TOTAL No. of UNDUPLICATED Recipients		19	2,548	3,242	2,392	3,985	309	428	583	857	8,412	14,361	14244	22873	37,117
J. TOTAL Dollar Amount (sum of lines 2,4,6,8,10,12,14,16,18)		20	\$8,384,613	\$9,631,995	\$7,526,829	\$12,359,577	\$884,032	\$1,266,253	\$1,732,418	\$2,613,447	\$23,468,335	\$40,103,398	\$41,996,227	\$65,974,670	\$107,970,897

NAME OF INSTITUTION: _____

TYPE OF FINANCIAL ASSISTANCE	Line No.	RACE/ETHNIC IDENTIFICATION AND GENDER										TOTAL			
		BLACK (not of Hispanic origin)		AMERICAN INDIAN OR ALASKAN NATIVE		ASIAN OR PACIFIC ISLANDER		HISPANIC		WHITE (not of Hispanic origin)		E+G+I+K+M	F+H+J+L+N	O+P	
		E Male	F Female	G Male	H Female	I Male	J Female	K Male	L Female	M Male	N Female	O Male	P Female	Male and Female	
II. LOANS															
A. Repayable By Cash Only															
1. Federal Perkins Loan	No. of Awards	21	54	73	61	135	9	9	4	15	187	332	315	564	879
	Dollar Amount	22	121,678	153,847	173,356	371,616	30,000	25,313	12,847	41,327	497,650	901,117	\$835,531	\$1,493,220	\$2,328,751
2. Other Federal Loans	No. of Awards	23	2,499	4,071	2,083	3,761	297	476	500	901	10,062	18,450	15,441	27,659	43,100
	Dollar Amount	24	8,048,754	12,157,258	7,300,581	13,263,521	911,700	1,451,402	1,368,519	2,549,659	36,481,653	60,009,493	\$54,111,207	\$89,431,332	\$143,542,540
3. Institutional Loans	No. of Awards	25	7	30	0	8	2	2	4	11	35	61	48	112	160
	Dollar Amount	26	2,879	11,175	0	2,970	489	556	1,768	4,365	16,792	22,364	\$21,928	\$41,430	\$63,358
4. Private Sources	No. of Awards	27	25	46	21	36	4	4	10	14	212	272	272	372	644
	Dollar Amount	28	104,947	179,215	80,139	146,931	13,989	14,940	39,186	53,169	799,498	983,846	\$1,037,759	\$1,378,101	\$2,415,860
5. All Other Loans (Repayable-Cash Only)	No. of Awards	29	9	9	7	12	2	0	3	0	18	51	39	72	111
	Dollar Amount	30	6,613	19,134	9,900	14,718	7,200	0	10,348	0	58,396	107,436	\$92,457	\$141,288	\$233,745
B. Repayable By Cash or Service															
1. Private Sources	No. of Awards	31	0	0	0	0	0	0	0	0	0	0	0	0	0
	Dollar Amount	32	0	0	0	0	0	0	0	0	0	0	\$0	\$0	\$0
2. All Other Loans (Repayable by Cash or Service)	No. of Awards	33	0	0	0	0	0	0	0	0	0	0	0	0	0
	Dollar Amount	34	0	0	0	0	0	0	0	0	0	0	\$0	\$0	\$0
* Edit-check for sum of awards			2594	4229	2172	3952	314	491	521	941	10514	19166	16115	28779	44894
C. TOTAL No. of UNDUPLICATED Recipients		35	1,739	2,424	1,447	2,549	168	256	323	536	6,125	11,013	9,802	16,778	26,580
D. TOTAL Dollar Amount(sum of lines 22,24,26,28,30,32,34)		36	\$8,284,871	\$12,520,629	\$7,563,976	\$13,799,756	\$963,378	\$1,492,211	\$1,432,668	\$2,648,520	\$37,853,989	\$62,024,256	\$56,098,882	\$92,485,371	\$148,584,254

TYPE OF FINANCIAL ASSISTANCE	Line No.	RACE/ETHNIC IDENTIFICATION AND GENDER										TOTAL			
		BLACK (not of Hispanic origin)		AMERICAN INDIAN OR ALASKAN NATIVE		ASIAN OR PACIFIC ISLANDER		HISPANIC		WHITE (not of Hispanic origin)		E+G+I+K+M	F+H+J+L+N	O+P	
		E Male	F Female	G Male	H Female	I Male	J Female	K Male	L Female	M Male	N Female	O Male	P Female	Male and Female	
III. SCHOLARSHIPS															
A. State of Oklahoma funded	No. of Awards	37	280	785	505	827	86	159	152	263	2,427	3,916	3450	5950	9400
	Dollar Amount	38	613,453	1,598,470	995,181	1,558,973	129,969	246,042	238,651	415,723	4,420,714	7,078,516	\$6,397,968	\$10,897,724	\$17,295,692
B. All Other Scholarships	No. of Awards	39	1,011	818	903	1,392	98	148	240	377	3,383	5,394	5,635	8,129	13,764
	Dollar Amount	40	1,444,469	1,137,239	1,112,005	1,813,400	141,727	141,979	288,661	368,690	3,456,377	5,377,541	\$6,443,239	\$8,838,849	\$15,282,088
* Edit-check for sum of awards			1,291	1,603	1,408	2,219	184	307	392	640	5,810	9,310	9,085	14,079	23,164
C. TOTAL No. of UNDUPLICATED Recipients		41	824	1,002	987	1,494	110	176	258	390	3,936	6,194	6115	9256	15371
D. TOTAL Dollar Amount(sum of lines 38,40)		42	\$2,057,922	\$2,735,709	\$2,107,186	\$3,372,373	\$271,696	\$388,021	\$527,312	\$784,413	\$7,877,091	\$12,456,057	\$12,841,207	\$19,736,573	\$32,577,780
IV. STUDENT EMPLOYMENT															
A. Federal Work-Study	No. of Awards	43	180	301	102	189	20	31	25	53	429	801	756	1,375	2,131
	Dollar Amount	44	195,177	320,636	113,735	240,293	23,136	36,899	31,958	67,979	516,758	976,870	\$880,764	\$1,642,677	\$2,523,441
B. Institutional Student Employment	No. of Awards	45	273	298	255	383	66	78	76	101	1,339	1,836	2,009	2,696	4,705
	Dollar Amount	46	446,294	528,784	461,897	711,039	79,602	129,968	116,938	151,717	2,502,195	3,293,012	\$3,606,926	\$4,814,520	\$8,421,446
C. All Other Student Work-Study	No. of Awards	47	0	0	0	0	0	0	0	0	0	0	0	0	0
	Dollar Amount	48	0	0	0	0	0	0	0	0	0	0	\$0	\$0	\$0
** Edit-check for sum of awards			453	599	357	572	86	109	101	154	1768	2637	2765	4071	6836
D. TOTAL No. of UNDUPLICATED Recipients		49	366	477	321	490	72	85	85	113	1,499	2,189	2,343	3,354	5,697
E. TOTAL Dollar Amount (sum of lines 44,46,48)		50	\$641,471	\$849,420	\$575,632	\$951,332	\$102,738	\$166,867	\$148,896	\$219,696	\$3,018,953	\$4,269,882	\$4,487,690	\$6,457,197	\$10,944,887

NAME OF INSTITUTION: _____

TYPE OF FINANCIAL ASSISTANCE	Line No.	RACE/ETHNIC IDENTIFICATION AND GENDER										TOTAL		
		BLACK (not of Hispanic origin)		AMERICAN INDIAN OR ALASKAN NATIVE		ASIAN OR PACIFIC ISLANDER		HISPANIC		WHITE (not of Hispanic origin)		E+G+I+K+M	F+H+J+L+N	O+P
		E Male	F Female	G Male	H Female	I Male	J Female	K Male	L Female	M Male	N Female	O Male	P Female	Male and Female
A. TOTAL Number of Awards & Loans*	51	8,476	12,199	8,089	13,848	1,144	1,793	2,012	3,378	33,115	58,020	52,836	89,238	142,074
B. TOTAL Dollar Amount (sum of lines 20+36+42+50)	52	\$19,368,877	\$25,737,753	\$17,773,623	\$30,483,038	\$2,221,844	\$3,313,352	\$3,841,294	\$6,266,076	\$72,218,368	\$118,853,593	\$115,424,006	\$184,653,811	\$300,077,818
C. TOTAL No. of UNDUPLICATED Recipients**	53	3,822	5,273	2,814	4,734	396	591	734	1,119	11,745	19,738	19,511	31,455	50,966

**Aggregate Financial Aid Data-Community College Tier
Financial Assistance to Students in Higher Education
27000 B3 2006-2007
Page 1 of 5 Pages**

NAME OF INSTITUTION: _____

TYPE OF FINANCIAL ASSISTANCE		Line No.	RACE/ETHNIC IDENTIFICATION AND GENDER										TOTAL				
			BLACK (not of Hispanic origin)		AMERICAN INDIAN OR ALASKAN NATIVE		ASIAN OR PACIFIC ISLANDER		HISPANIC		WHITE (not of Hispanic origin)		E+G+I+K+M	F+H+J+L+N	O+P		
			E Male	F Female	G Male	H Female	I Male	J Female	K Male	L Female	M Male	N Female	O Male	P Female	Male and Female		
I. GRANTS																	
A. Federal Pell Grant	No. of Awards	1	1,023	2,769	994	2,550	181	297	367	733	4,274	11,484	6,839	17,833	24,672		
	Dollar Amount	2	2,204,330	5,661,690	2,234,479	5,621,656	436,280	659,869	811,690	1,541,543	8,856,353	24,035,486	\$14,543,132	\$37,520,243	\$52,063,375		
B. Federal SEOG	No. of Awards	3	144	645	149	513	35	71	59	160	595	2,516	982	3,905	4,887		
	Dollar Amount	4	102,409	350,473	79,688	234,374	13,325	26,225	23,975	58,325	275,306	1,006,953	\$494,703	\$1,676,350	\$2,171,053		
C. Voc. Rehab. Grants	No. of Awards	5	32	13	21	19	0	0	4	3	125	89	182	124	306		
	Dollar Amount	6	58,809	22,664	34,361	34,305	0	0	6,730	4,192	224,912	161,330	\$324,813	\$222,491	\$547,304		
D. State & Local Grants	No. of Awards	7	359	1,200	418	1,200	67	117	138	330	1,541	4,863	2,523	7,710	10,233		
	Dollar Amount	8	279,072	920,513	377,540	871,689	44,026	73,435	90,106	203,855	1,004,853	3,134,618	\$1,795,597	\$5,204,111	\$6,999,708		
E. Private Sources	No. of Awards	9	16	14	24	27	3	5	18	11	172	210	233	267	500		
	Dollar Amount	10	17,105	21,385	23,231	29,922	6,982	2,727	16,275	10,684	180,030	239,717	\$243,623	\$304,435	\$548,058		
F. Institutional Grants	No. of Awards	11	41	21	20	30	5	3	10	5	159	149	235	208	443		
	Dollar Amount	12	160,586	78,345	23,799	73,380	17,820	11,615	27,654	5,863	248,932	333,416	\$478,791	\$502,619	\$981,410		
G. Resident Tuition Waivers	No. of Awards	13	504	571	559	845	252	191	287	496	4,610	5,820	6,212	7,923	14,135		
	Dollar Amount	14	498,570	358,223	378,193	529,005	123,647	123,945	194,448	311,662	2,871,498	3,638,633	\$4,066,356	\$4,961,467	\$9,027,823		
H. Nonresident Tuition Waviers	No. of Awards	15	245	177	24	50	53	56	194	99	655	620	1,171	1,002	2,173		
	Dollar Amount	16	425,080	258,371	59,165	96,612	118,107	137,870	305,436	91,428	1,491,813	1,021,813	\$2,399,601	\$1,606,094	\$4,005,695		
J. All Other Grants	No. of Awards	17	87	200	564	1,130	43	29	64	73	521	899	1,279	2,331	3,610		
	Dollar Amount	18	130,595	271,303	837,089	1,642,637	25,736	21,734	105,877	101,826	868,754	1,091,420	\$1,968,051	\$3,128,919	\$5,096,970		
* Edit-check for sum of awards			2451	5610	2773	6364	639	769	1141	1910	12652	26650	19656	41303	60959		
I. TOTAL No. of UNDUPLICATED Recipients		19	1,680	3,174	1,639	3,387	451	497	770	1,244	9,116	16,538	13656	24840	38,496		
J. TOTAL Dollar Amount (sum of lines 2,4,6,8,10,12,14,16,18)		20	\$3,876,556	\$7,942,967	\$4,047,545	\$9,133,579	\$785,923	\$1,057,420	\$1,582,191	\$2,329,378	\$16,022,452	\$34,663,385	\$26,314,667	\$55,126,730	\$81,441,397		

NAME OF INSTITUTION: _____

TYPE OF FINANCIAL ASSISTANCE	Line No.	RACE/ETHNIC IDENTIFICATION AND GENDER										TOTAL			
		BLACK (not of Hispanic origin)		AMERICAN INDIAN OR ALASKAN NATIVE		ASIAN OR PACIFIC ISLANDER		HISPANIC		WHITE (not of Hispanic origin)		E+G+I+K+M	F+H+J+L+N	O+P	
		E Male	F Female	G Male	H Female	I Male	J Female	K Male	L Female	M Male	N Female	O Male	P Female	Male and Female	
II. LOANS															
A. Repayable By Cash Only															
1. Federal Perkins Loan	No. of Awards	21	5	5	11	15	0	1	5	1	50	46	71	68	139
	Dollar Amount	22	7,500	9,000	19,500	15,500	0	1,000	10,000	3,000	94,250	132,636	\$131,250	\$161,136	\$292,386
2. Other Federal Loans	No. of Awards	23	968	2,544	853	2,025	115	217	326	542	5,310	12,093	7,572	17,421	24,993
	Dollar Amount	24	2,485,783	6,317,372	2,385,755	5,227,239	274,040	477,963	831,000	1,449,090	14,687,272	34,130,808	\$20,663,850	\$47,602,472	\$68,266,322
3. Institutional Loans	No. of Awards	25	0	0	0	0	0	0	0	0	0	0	0	0	0
	Dollar Amount	26	0	0	0	0	0	0	0	0	0	0	\$0	\$0	\$0
4. Private Sources	No. of Awards	27	3	2	0	1	0	0	1	0	21	18	25	21	46
	Dollar Amount	28	16,961	7,100	0	5,000	0	0	8,050	0	111,895	99,039	\$136,906	\$111,139	\$248,045
5. All Other Loans (Repayable-Cash Only)	No. of Awards	29	0	0	0	0	0	0	0	0	0	0	0	0	0
	Dollar Amount	30	0	0	0	0	0	0	0	0	0	0	\$0	\$0	\$0
B. Repayable By Cash or Service															
1. Private Sources	No. of Awards	31	0	0	0	0	0	0	0	0	0	0	0	0	0
	Dollar Amount	32	0	0	0	0	0	0	0	0	0	0	\$0	\$0	\$0
2. All Other Loans (Repayable by Cash or Service)	No. of Awards	33	0	0	0	0	0	0	0	0	0	0	0	0	0
	Dollar Amount	34	0	0	0	0	0	0	0	0	0	0	\$0	\$0	\$0
* Edit-check for sum of awards			976	2551	864	2041	115	218	332	543	5381	12157	7668	17510	25178
C. TOTAL No. of UNDUPLICATED Recipients		35	866	2,078	772	1,721	107	193	308	484	4,733	10,364	6,786	14,840	21,626
D. TOTAL Dollar Amount(sum of lines 22,24,26,28,30,32,34)		36	\$2,510,244	\$6,333,472	\$2,405,255	\$5,247,739	\$274,040	\$478,963	\$849,050	\$1,452,090	\$14,893,417	\$34,362,483	\$20,932,006	\$47,874,747	\$68,806,753

NAME OF INSTITUTION: _____

TYPE OF FINANCIAL ASSISTANCE	Line No.	RACE/ETHNIC IDENTIFICATION AND GENDER										TOTAL			
		BLACK (not of Hispanic origin)		AMERICAN INDIAN OR ALASKAN NATIVE		ASIAN OR PACIFIC ISLANDER		HISPANIC		WHITE (not of Hispanic origin)		E+G+I+K+M	F+H+J+L+N	O+P	
		E Male	F Female	G Male	H Female	I Male	J Female	K Male	L Female	M Male	N Female	O Male	P Female	Male and Female	
III. SCHOLARSHIPS															
A. State of Oklahoma funded	No. of Awards	37	112	372	285	514	63	83	85	134	1,334	2,327	1879	3430	5309
	Dollar Amount	38	99,153	312,178	335,444	557,734	70,048	81,287	95,791	140,976	1,583,390	2,367,970	\$2,183,825	\$3,460,145	\$5,643,970
B. All Other Scholarships	No. of Awards	39	394	553	452	711	59	88	115	149	1,781	2,553	2,801	4,054	6,855
	Dollar Amount	40	410,759	466,703	501,000	694,116	65,597	89,408	108,034	129,536	1,612,644	2,212,273	\$2,698,034	\$3,592,036	\$6,290,070
* Edit-check for sum of awards			506	925	737	1,225	122	171	200	283	3,115	4,880	4,680	7,484	12,164
C. TOTAL No. of UNDUPLICATED Recipients		41	367	771	639	1,005	98	126	170	231	2,629	4,174	3903	6307	10210
D. TOTAL Dollar Amount (sum of lines 38,40)		42	\$509,912	\$778,881	\$836,444	\$1,251,850	\$135,645	\$170,694	\$203,825	\$270,512	\$3,196,034	\$4,580,244	\$4,881,860	\$7,052,181	\$11,934,041
IV. STUDENT EMPLOYMENT															
A. Federal Work-Study	No. of Awards	43	129	294	88	197	15	29	48	64	446	958	726	1,542	2,268
	Dollar Amount	44	111,490	198,997	97,063	144,388	16,822	19,961	45,769	67,179	395,910	744,200	\$667,054	\$1,174,725	\$1,841,779
B. Institutional Student Employment	No. of Awards	45	76	59	51	82	7	13	17	19	318	452	469	625	1,094
	Dollar Amount	46	117,813	139,647	67,491	133,621	9,162	33,115	17,793	53,807	594,960	882,006	\$807,219	\$1,242,196	\$2,049,415
C. All Other Student Work-Study	No. of Awards	47	0	0	0	0	0	0	0	0	0	0	0	0	0
	Dollar Amount	48	0	0	0	0	0	0	0	0	0	0	\$0	\$0	\$0
** Edit-check for sum of awards			205	353	139	279	22	42	65	83	764	1410	1195	2167	3362
D. TOTAL No. of UNDUPLICATED Recipients		49	218	479	180	296	38	59	78	130	965	1,648	1,479	2,612	4,091
E. TOTAL Dollar Amount (sum of lines 44,46,48)		50	\$229,303	\$338,644	\$164,554	\$278,009	\$25,984	\$53,075	\$63,562	\$120,986	\$990,870	\$1,626,206	\$1,474,273	\$2,416,921	\$3,891,194

NAME OF INSTITUTION: _____

TYPE OF FINANCIAL ASSISTANCE	Line No.	RACE/ETHNIC IDENTIFICATION AND GENDER										TOTAL		
		BLACK (not of Hispanic origin)		AMERICAN INDIAN OR ALASKAN NATIVE		ASIAN OR PACIFIC ISLANDER		HISPANIC		WHITE (not of Hispanic origin)		E+G+I+K+M	F+H+J+L+N	O+P
		E Male	F Female	G Male	H Female	I Male	J Female	K Male	L Female	M Male	N Female	O Male	P Female	Male and Female
A. TOTAL Number of Awards & Loans*	51	4,138	9,439	4,513	9,909	898	1,200	1,738	2,819	21,912	45,097	33,199	68,464	101,663
B. TOTAL Dollar Amount (sum of lines 20+36+42+50)	52	\$7,126,015	\$15,393,965	\$7,453,798	\$15,911,178	\$1,221,592	\$1,760,152	\$2,698,629	\$4,172,966	\$35,102,772	\$75,232,317	\$53,602,806	\$112,470,579	\$166,073,384
C. TOTAL No. of UNDUPLICATED Recipients**	53	1,965	4,454	2,187	4,590	513	657	912	1,474	12,381	23,600	17,958	34,775	52,733