



*Oklahoma State Regents for Higher Education*

**ANNUAL  
FINANCIAL AID  
REPORT**  
(OCR B3)

2007 – 2008

May 29, 2009

Meeting of the  
**OKLAHOMA STATE REGENTS FOR HIGHER EDUCATION**  
May 29, 2009

**AGENDA ITEM:**

**Reports**

**SUBJECT:** Annual Student Financial Aid Survey for 2007-08

**RECOMMENDATION:**

**This item is for information purposes. The Annual Student Financial Aid Survey is presented for the State Regents' acceptance.**

**BACKGROUND:**

For 34 consecutive years, the Oklahoma State Regents for Higher Education have compiled an Annual Financial Aid Report (OCR B3) for state system institutions. This report is used to track the amounts and types of financial aid distributed in Oklahoma public higher education institutions. The information is also compiled according to race and gender. The data helps to provide trend information on the long-term changes in the financial aid environment of students attending Oklahoma public colleges and universities. Information concerning grants, scholarships, loans, and employment is collected in aggregate form directly from the institutions.

For the fourth year, most private/independent colleges also provided aggregate information on students at their institutions.

**POLICY ISSUES:**

The information provided by this report is important for monitoring the impact of financial aid on the policy goals of the State Regents to increase the number of students earning college degrees in Oklahoma.

The State Regents have recently entered into a contract with the consulting firm Noel-Levitz to implement a new student-level financial aid data collection system that should eliminate the need for the OCR B3 survey. The new data system will be able to be used in conjunction with the current Unitized Data System (UDS) to allow much more detailed analysis of financial aid programs and utilization of financial aid.

## **ANALYSIS:**

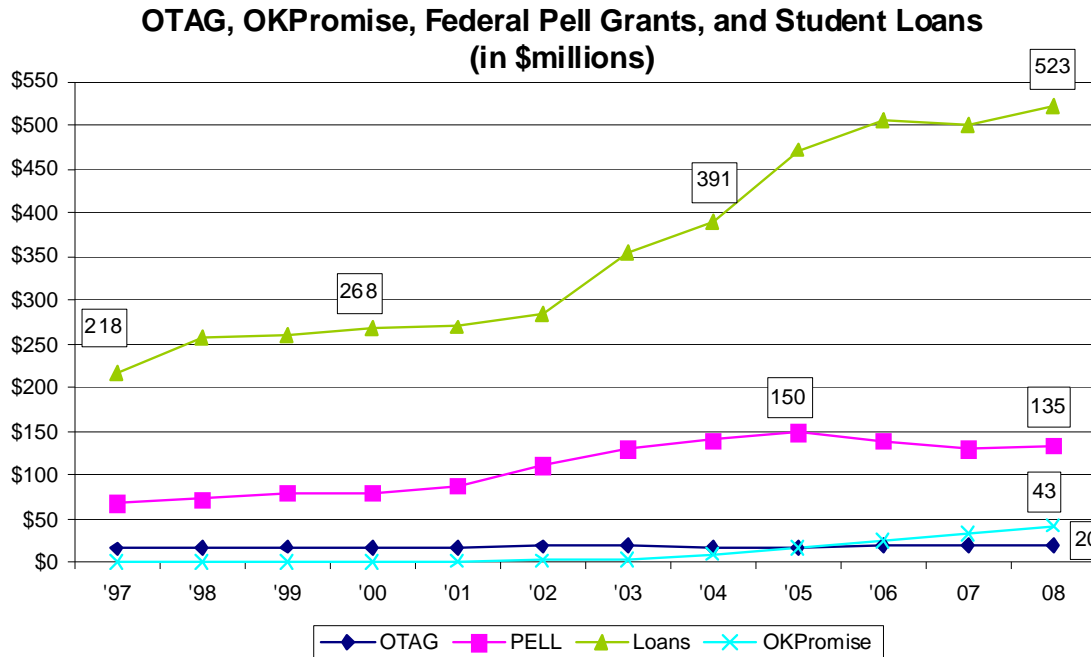
Following are some highlights of the 2007-08 data:

- In 2007-08, students attending Oklahoma public and independent (private) colleges and universities received financial aid totaling \$1.3 billion, an increase of \$84 million or 7% compared to 2006-07. Students at state system institutions received \$1 billion while students at the independent institutions received nearly \$300 million. Over half of the total amount, some \$679 million or 52%, was in the form of loans.
- Over the past three years, the percentage of students receiving any form of financial aid in the state system increased from 60% in 2005-06 to 63% in 2006-07 to 66% in 2007-08.
- According to federal data sources, 5,864 Oklahoma students received the federal Academic Competitiveness Grant (ACG) in 2007-08 with a total value of \$4.2 million. Some 1,026 students received the federal National Science Mathematics Access to Retain Talent (SMART) Grant worth a total of \$2.9 million. ACG and National SMART Grants were created in 2006 as part of the President's American Competitiveness initiative.  
Source: [www.ed.gov./programs/smart/results2008/oklahoma.pdf](http://www.ed.gov./programs/smart/results2008/oklahoma.pdf)

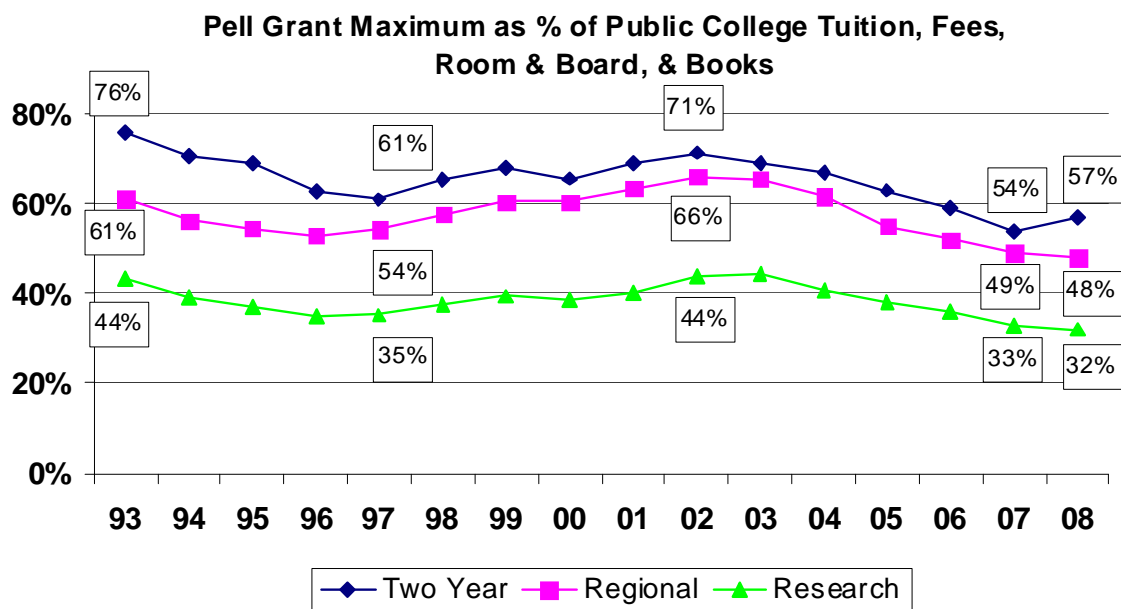
The following pages provide more details.

### Trends for Students in the State System for Higher Education:

- ▶ The volume of student loan borrowing by state system students increased from \$502 million in 2006-07 to \$523 million in 2007-08. The amount of federal Pell Grants awarded also slightly increased.



- ▶ The maximum Pell Grant in 2007-08 was \$4,310. In 2006-07, the maximum federal Pell Grant was \$4,050 and it covered a smaller portion of public college costs than at any point since 1992-93. In 2007-08, the increased amount was enough to reverse the trend for students at two-year colleges.



**2007-08 Financial Aid for Students Attending State System Institutions:**

- About 140,000 students attending state system institutions received approximately \$1 billion dollars in student aid. Just over 66% of the 212,000 students attending state system institutions in 2007-08 received some form of financial aid.
- Over the past five years, the total amount of financial aid distributed to state system students increased by \$317 million, or 46%. The amount of student loans borrowed by state students increased 48% over those five years.

(amounts in \$ millions)

	<u>2002-03</u>	<u>2003-04</u>	<u>2004-05</u>	<u>2005-06</u>	<u>2006-07</u>	<u>2007-08</u>	<u>% Change</u>
Grants/scholarships	290	319	363	372	380	422	46%
Loans	354	391	472	507	502	523	48%
Employment	<u>49</u>	<u>60</u>	<u>60</u>	<u>61</u>	<u>59</u>	<u>66</u>	<u>35%</u>
Total	694	770	895	940	941	1,011	46%

Attachment A provides a more detailed summary of the 2007-08 financial aid.

- Student Loans:
  - More than half (52%, or \$523 million) of all financial aid dollars awarded were in loans. All other types of financial aid combined— scholarships, grants, and work-study— totaled less than \$488 million or 48%.
  - The percentage of all students taking out student loans has increased from 25% in 1998-99 to 31% in 2007-08.
  - Loans by Tier:

	<u>Total Loans in Millions</u>	<u>Total Borrowers</u>	<u>Average Loan Per Borrower</u>
Research Univ.	\$283*	23,122*	\$12,239*
Regional Univ.	\$162	24,965	\$6,489
Community Colleges	<u>\$78</u>	<u>17,469</u>	<u>\$4,465</u>
Total	\$523	65,556	\$7,978

\*Includes undergraduate, graduate, and professional degree students.

- Financial Aid by Tier:

	<u>Total Aid in Millions</u>	<u>% of Total Aid</u>	<u>% Students in Tier With Aid</u>	<u>% of Aid from Loans</u>	<u>% of Aid Recipients w/ Loans</u>
Research Univ.	\$502	50%	80%	57%	52%
Regional Univ.	329	33%	83%	49%	52%
Community Colleges	<u>181</u>	<u>18%</u>	<u>48%</u>	<u>43%</u>	<u>36%</u>
Total	\$1,012	100%	66%	52%	47%

- Gender and ethnicity: Female and minority students account for a slightly greater proportion of student aid recipients than their proportion of total student enrollment.

	<u>% of Aid Recipients</u>	<u>% of Headcount Enr.</u>	<u>Difference</u>
Female	60.6%	56.7%	3.9%
Male	39.4%	43.3%	(3.9%)
Black/Af. Amer.	11.0%	8.7%	2.3%
Amer. Indian	12.5%	10.2%	2.3%
Asian	2.9%	2.3%	0.6%
Hispanic	4.2%	3.8%	0.4%
White	69.4%	68.9%	0.5%
Other*	n/a	6.1%	(6.1%)

\* Other category consists of Native Hawaiian/Pacific Islander, Non-resident aliens, and Unknowns.

**2007-08 Financial Aid for Students Attending Independent/Private Institutions:** For the fourth year, independent colleges participating in the Oklahoma Tuition Equalization Grant (OTEG) program were also required to submit aggregate financial aid data. In 2007-08, students attending independent institutions received \$296 million in total financial aid, of which \$156 million or 53% was in the form of loans. A more detailed summary of the sources of financial aid is included in Attachment B.

**Combined 2007-08 Financial Aid for State System and Independent/Private Institutions:** A total of \$1.3 billion in financial aid was disbursed to students attending Oklahoma public and independent colleges in 2007-08. The table below shows the proportion of aid coming from each source for the two sectors.

(Total Financial Aid in \$ Millions)				
	<u>Grants, Waivers, Scholarships</u>	<u>Loans</u>	<u>Employment</u>	<u>Total</u>
State System	422	523	66	1,011
Independent/Private	<u>134</u>	<u>156</u>	<u>6</u>	<u>296</u>
TOTAL	556	679	72	1,307
(% of Totals)				
State System	42%	52%	7%	100%
Independent/Private	<u>45%</u>	<u>53%</u>	<u>2%</u>	<u>100%</u>
TOTAL	43%	52%	6%	100%

A copy of the full report is available upon request as a supplement to the agenda.

Attachment A  
State System Institutions  
Overview of Financial Aid for 2007-08

In 2007 - 2008, nearly 140,000 students attending state system institutions received approximately \$1 billion in the form of grants, scholarships, loans and student employment.

	\$ Amount	% Of Total	# Of Students
<b>Grants</b>			
Federal Pell Grants	\$134,698,336	13.3%	58,448
Federal SEOG	\$5,442,726	0.5%	9,548
Vocational Rehabilitation Grants (federal)	\$3,286,587	0.3%	1,101
State Grants (OTAG)	\$16,315,809	1.6%	24,952
Private Sources	\$935,462	0.1%	720
Institutional Grants	\$4,951,918	0.5%	4,426
Resident Tuition Waivers	\$49,644,725	4.9%	43,679
Nonresident Tuition Waivers	\$49,995,818	4.9%	12,695
Other Grants	\$34,735,400	3.4%	16,339
Subtotal Grants	\$300,006,781	29.7%	97,052 *
<b>Scholarships</b>			
State-Funded Scholarships (OKPromise, Acad. Schlrs)	\$49,591,574	4.9%	21,725
Other Scholarships	\$72,683,451	7.2%	45,331
Subtotal Scholarships	\$122,275,026	12.1%	40,725 *
<b>Loans</b>			
Federal Perkins Loan	\$7,549,069	0.7%	2,496
Other Federal Loans	\$489,371,595	48.4%	109,135
Institutional Loans	\$2,018,597	0.2%	747
Private Sources	\$19,173,259	1.9%	2,305
Other Loans (repayable by cash only)	\$4,864,634	0.5%	706
Other Loans (repayable by cash or service)	\$0	0.0%	0
Subtotal Loans	\$522,977,154	51.7%	65,556 *
<b>Student Employment</b>			
Federal Work Study	\$7,889,798	0.8%	5,512
Institutional Student Employment	\$57,864,504	5.7%	15,295
Subtotal Employment	\$65,754,303	6.5%	18,596 *
<b>Total Financial Assistance</b>	<b>\$1,011,013,264</b>	<b>100.0%</b>	<b>139,976 *</b>

\*The number of students in each category may include duplicated students that receive more than one type of financial aid. The subtotals are unduplicated for that category of aid. The total number of 139,976 is unduplicated for all sources of aid.

Source: OCR B3 Financial Aid Survey for 2007-2008  
Does not include Federal Hope and Lifetime Learning tax credits.

Attachment B  
Independent Institutions  
Overview of Financial Aid for 2007-08

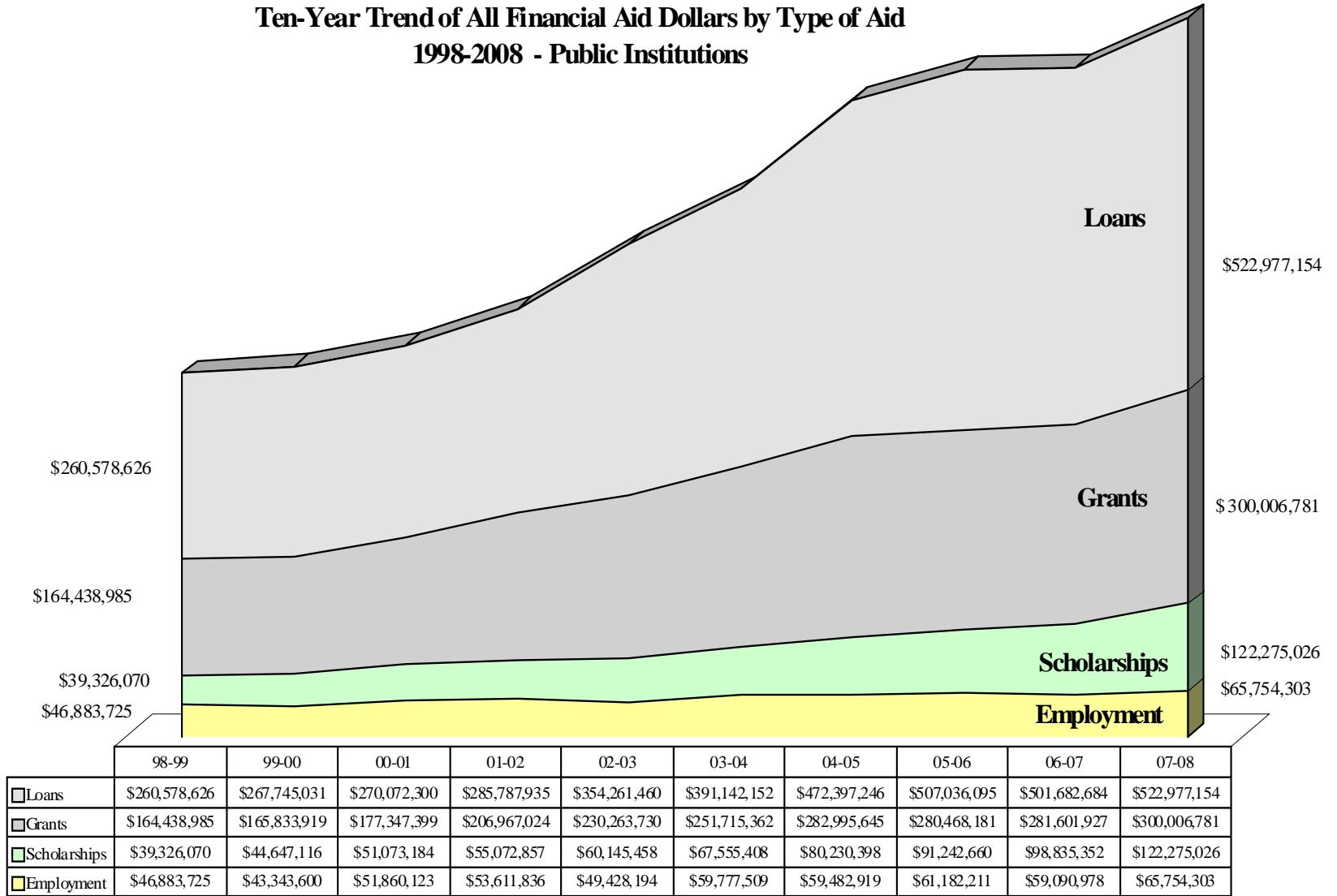
	\$ Amount	% Of Total
<b>Grants</b>		
Federal Pell Grant	\$14,365,635	5%
Federal SEOG	\$1,796,402	1%
Vocational Rehabilitation Grants (federal)	\$121,356	0%
State and Local Grants (OTAG, OTEG)	\$5,265,316	2%
Private Sources	\$1,020,577	0%
Institutional Grants	\$3,450,023	1%
Resident Tuition Waivers	\$5,163,531	2%
Nonresident Tuition Waivers	\$0	0%
Other Grants	\$3,199,454	1%
Subtotal Grants	\$34,382,295	12%
<b>Scholarships</b>		
State-Funded Scholarships (OKPromise, Acad. Schlrs)	\$4,387,727	1%
Other Scholarships	\$94,927,383	32%
Subtotal Scholarships	\$99,315,110	34%
<b>Loans</b>		
Federal Perkins Loan	\$9,055,102	3%
Other Federal Loans	\$113,407,575	38%
Institutional Loans	\$245,382	0%
Private Sources	\$20,031,640	7%
Other Loans	\$13,563,473	5%
Subtotal Loans	\$156,303,171	53%
<b>Student Employment</b>		
Federal Work-Study	\$4,126,258	1%
Institutional Student Employment	\$1,806,574	1%
All Other Work-Study	\$19,884	0%
Subtotal Employment	\$ 5,952,715	2%
<b>Total Financial Assistance</b>	<b>\$ 295,953,291</b>	<b>100%</b>

Source: OCR B3 Survey for 2007-08  
Does not include Federal Hope and Lifetime Learning tax credits.

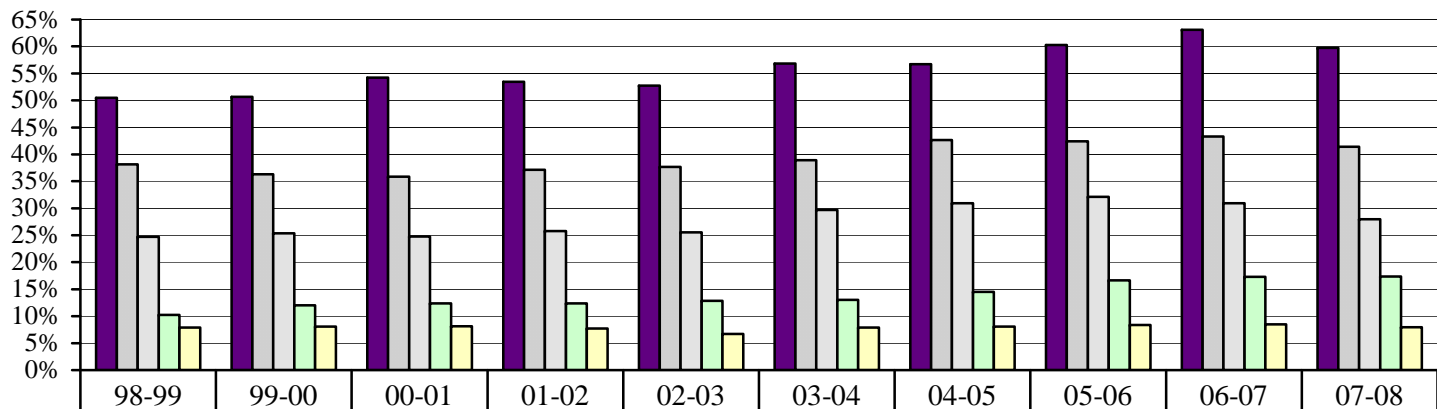
Dollar amounts include responses from Bacone College, Mid-America Christian University, Oklahoma Baptist University, Oklahoma Christian University, Oklahoma City University, Oral Roberts University, Oklahoma Wesleyan University, Southern Nazarene University, St. Gregory's University, Southwestern Christian University, University of Tulsa



### Ten-Year Trend of All Financial Aid Dollars by Type of Aid 1998-2008 - Public Institutions



### Ten-Year Trend of the Percentage of All Students Receiving Financial Aid at Public Institutions 1998 - 2008



■ At Least One Type	50.5%	50.7%	54.2%	53.4%	52.7%	56.8%	56.7%	60.3%	63.1%	59.7%
■ Grants	38.2%	36.3%	35.8%	37.1%	37.7%	39.0%	42.6%	42.4%	43.3%	41.4%
■ Loans	24.7%	25.3%	24.8%	25.8%	25.5%	29.7%	30.9%	32.1%	30.9%	28.0%
■ Scholarships	10.2%	12.0%	12.4%	12.4%	12.9%	13.0%	14.5%	16.7%	17.3%	17.4%
■ Employment	7.9%	8.1%	8.1%	7.7%	6.7%	7.9%	8.1%	8.4%	8.5%	7.9%

**Aid Type Line Items By Tier**  
2007-2008

			STATE SYSTEM	RESEARCH	REGIONAL	COMMUNITY	INDEPENDENT (no unduplicated numbers)
<b>GRANTS</b>							
A.	Federal Pell Grant	No. of Awards	58,448	9,251	23,215	25,982	5,228
		Dollar Amount	\$134,698,336	\$25,979,906	\$55,192,846	\$53,525,584	\$14,365,635
B.	Federal SEOG	No. of Awards	9,548	1,282	3,257	5,009	2,793
		Dollar Amount	\$5,442,726	\$1,665,427	\$1,792,841	\$1,984,458	\$1,796,402
C.	Voc. Rehab. Grants	No. of Awards	1,101	229	735	137	24
		Dollar Amount	\$3,286,587	\$673,873	\$2,365,526	\$247,188	\$121,356
D.	State & Local Grants	No. of Awards	24,952	4,516	10,552	9,884	2,901
		Dollar Amount	\$16,315,809	\$2,303,549	\$7,421,339	\$6,590,921	\$5,265,316
E.	Private Sources	No. of Awards	720	0	242	478	442
		Dollar Amount	\$935,462	\$0	\$410,918	\$524,544	\$1,020,577
F.	Institutional Grants	No. of Awards	4,426	1107	2,865	454	1,879
		Dollar Amount	\$4,951,918	\$1,607,404	\$2,239,215	\$1,105,299	\$3,450,023
G.	Resident Tuition	No. of Awards	43,679	16,750	14,665	12,264	356
		Dollar Amount	\$49,644,725	\$26,523,895	\$14,288,762	\$8,832,068	\$5,163,531
H.	Waivers Nonresident Tuition	No. of Awards	12,695	5,410	5,182	2,103	0
		Dollar Amount	\$49,995,818	\$25,895,975	\$19,406,261	\$4,693,583	\$0
J.	Waivers All Other Grants	No. of Awards	16,339	4,834	6,740	4,765	1,268
		Dollar Amount	\$34,735,400	\$12,466,274	\$12,704,034	\$9,565,092	\$3,199,454
I.	Total Number of Unduplicated Grant Recipients		97,052	26,060	36,773	34,219	5,440
J.	Dollar Amount - Grant Awards		\$300,006,781	\$97,116,303	\$115,821,741	\$87,068,737	\$34,382,295

## Aid Type Line Items By Tier (cont'd)

2007-2008

			STATE SYSTEM	RESEARCH	REGIONAL	COMMUNITY	INDEPENDENT (no unduplicated numbers)
<b>LOANS</b>							
<b>A. Repayable By Cash Only</b>							
1.	Federal Perkins Loan	No. of Awards	2,496	1,361	876	259	2,912
		Dollar Amount	\$7,549,069	\$4,889,646	\$2,079,811	\$579,612	\$9,055,102
2.	Other Federal Loans	No. of Awards	109,135	40,906	42,441	25,788	17,766
		Dollar Amount	\$489,371,595	\$255,556,770	\$156,780,348	\$77,034,477	\$113,407,575
3.	Institutional Loans	No. of Awards	747	572	175	0	79
		Dollar Amount	\$2,018,597	\$1,942,405	\$76,192	\$0	\$245,382
4.	Private Sources	No. of Awards	2,305	1,624	617	64	1,751
		Dollar Amount	\$19,173,259	\$16,302,501	\$2,600,409	\$270,349	\$20,031,640
5.	All Other Loans	No. of Awards	706	601	105	0	1,868
		Dollar Amount	\$4,864,634	\$4,717,356	\$147,278	\$0	\$6,749,891
<i>(Repayable-Cash Only)</i>							
<b>B. Repayable By Cash or Service</b>							
1.	Private Sources	No. of Awards	0	0	0	0	0
		Dollar Amount	\$0	\$0	\$0	\$0	\$0
2.	All Other Loans	No. of Awards	0	0	0	0	3,122
		Dollar Amount	\$0	\$0	\$0	\$0	\$6,813,582
<i>(Repayable by Cash or Service)</i>							
C.	Total Number of Unduplicated Loan Recipients		65,556	23,122	24,965	17,469	14,731
	Total Dollar Amount - Loan Awards		\$522,977,154	\$283,408,678	\$161,684,038	\$77,884,438	\$156,303,171
D.							

**Aid Type Line Items By Tier (cont'd)**  
2007-2008

			STATE SYSTEM	RESEARCH	REGIONAL	COMMUNITY	INDEPENDENT (no unduplicated numbers)
<b>SCHOLARSHIPS</b>							
A.	State of Oklahoma funded	No. of Awards	21,725	6,606	10,184	4,935	1,277
		Dollar Amount	\$49,591,574	\$23,180,618	\$20,391,327	\$6,019,630	\$4,387,727
B.	All Other Scholarships	No. of Awards	45,331	24,965	14,813	5,553	19,349
		Dollar Amount	\$72,683,451	\$46,523,812	\$19,754,298	\$6,405,341	\$94,927,383
C.	Total Number of Unduplicated Scholarship Recipients		40,725	16,331	15,604	8,790	12,661
D.	Total Dollar Amount - Scholarship Awards		\$122,275,026	\$69,704,430	\$40,145,625	\$12,424,971	\$99,315,110
<b>STUDENT EMPLOYMENT</b>							
A.	Federal Work-Study	No. of Awards	5,512	1,125	1,999	2,388	2,889
		Dollar Amount		\$2,301,891	\$2,680,866	\$2,907,041	\$4,126,258
B.	Institutional Student Employment	No. of Awards	15,295	10,084	4,444	767	1,381
		Dollar Amount		\$47,903,204	\$8,886,777	\$1,074,523	\$1,806,574
C.	All Other Student	No. of Awards	0	0	0	0	8
		Dollar Amount	\$0	\$0	\$0	\$0	\$19,884
D.	Total Number of Unduplicated Student Employment Recipients		18,596	10,397	5,225	2,974	3,807
E.	TOTAL Dollar Amount - Student Employment Awards		\$65,754,303	\$50,205,095	\$11,567,644	\$3,981,564	\$5,952,715

<b>TOTAL - ALL AID TYPES</b>			STATE SYSTEM	RESEARCH	REGIONAL	COMMUNITY	INDEPENDENT (no unduplicated numbers)
Total Dollar Amount - Financial Aid Awards			\$969,168,736	\$502,045,006	\$329,219,048	\$181,359,710	\$295,953,291
Total Number of Unduplicated Financial Aid Recipients			139,976	44,144	47,937	47,895	17,235

**Aggregate Financial Aid Data- All State System Institutions**

**Financial Assistance to Students in Higher Education**

**27000 B3 2007-2008**

**Page 1 of 5 Pages**

TYPE OF FINANCIAL ASSISTANCE	Line No.	RACE/ETHNIC IDENTIFICATION AND GENDER											TOTAL		
		BLACK (not of Hispanic origin)		AMERICAN INDIAN OR ALASKAN NATIVE		ASIAN OR PACIFIC ISLANDER		HISPANIC		WHITE (not of Hispanic origin)		E+G+I+K+M	F+H+J+L+N	O+P	
		E	F	G	H	I	J	K	L	M	N	O	P	Male and Female	
		Male	Female	Male	Female	Male	Female	Male	Female	Male	Female	Male	Female		
<b>I. GRANTS</b>															
A. Federal Pell Grant	No. of Awards	1	3,446	6,253	2,843	5,572	703	968	991	1,808	12,326	23,538	20,309	38,139	58,448
	Dollar Amount	2	8,816,581	14,422,643	7,148,688	13,347,268	1,708,299	2,176,224	2,281,300	3,933,007	28,323,889	52,540,437	\$48,278,756	\$86,419,580	\$134,698,336
B. Federal SEOG	No. of Awards	3	481	1,147	360	946	128	211	155	326	1,660	4,134	2,784	6,764	9,548
	Dollar Amount	4	313,832	676,158	245,230	547,491	81,800	120,649	91,103	153,687	1,059,774	2,153,002	\$1,791,739	\$3,650,987	\$5,442,726
C. Voc. Rehab. Grants	No. of Awards	5	51	57	55	81	8	3	17	25	369	435	500	601	1,101
	Dollar Amount	6	118,298	143,018	173,291	247,838	21,359	5,180	54,232	54,078	1,114,194	1,355,098	\$1,481,375	\$1,805,212	\$3,286,587
D. State & Local Grants	No. of Awards	7	1,148	2,871	1,338	2,615	317	461	361	741	4,894	10,206	8,058	16,894	24,952
	Dollar Amount	8	714,957	1,772,457	1,026,258	1,906,799	192,276	229,691	218,283	460,263	3,062,749	6,732,076	\$5,214,523	\$11,101,286	\$16,315,809
E. Private Sources	No. of Awards	9	17	46	43	67	11	6	7	18	216	289	294	426	720
	Dollar Amount	10	22,156	67,819	72,135	90,377	20,900	5,126	8,784	24,638	269,092	354,437	\$393,067	\$542,396	\$935,462
F. Institutional Grants	No. of Awards	11	158	154	135	218	49	83	64	88	1,326	2,151	1732	2694	4426
	Dollar Amount	12	359,529	193,179	164,211	236,920	56,576	83,887	104,414	69,881	1,618,138	2,065,183	\$2,302,868	\$2,649,050	\$4,951,918
G. Resident Tuition Waivers	No. of Awards	13	1,211	1,627	1,836	2,681	703	828	791	996	13,927	19,079	18,468	25,211	43,679
	Dollar Amount	14	1,293,949	1,644,148	2,183,341	2,894,269	832,334	952,219	887,610	1,075,969	16,798,315	21,082,572	\$21,995,548	\$27,649,177	\$49,644,725
H. Nonresident Tuition Waviers	No. of Awards	15	1,140	707	275	384	252	234	456	403	4,274	4,570	6,397	6,298	12,695
	Dollar Amount	16	4,262,148	2,388,518	1,078,146	1,313,626	1,010,341	952,495	1,401,547	1,566,042	17,819,551	18,203,405	\$25,571,732	\$24,424,086	\$49,995,818
J. All Other Grants	No. of Awards	17	562	822	2,567	3,862	170	365	237	317	3,339	4,098	6,875	9,464	16,339
	Dollar Amount	18	1,194,899	1,255,570	6,211,293	8,620,505	461,183	580,950	643,395	426,789	8,599,110	6,741,707	\$17,109,879	\$17,625,521	\$34,735,400
* Edit-check for sum of awards			8214	13684	9452	16426	2341	3159	3079	4722	42331	68500	65417	106491	171908
I. TOTAL No. of UNDUPLICATED Recipients		19	4,405	6,909	5,362	9,070	1,244	1,508	1,691	2,521	24,864	39,478	37566	59486	97,052
J. TOTAL Dollar Amount (sum of lines 2,4,6,8,10,12,14,16,18)		20	\$17,096,349	\$22,563,510	\$18,302,593	\$29,205,092	\$4,385,067	\$5,106,422	\$5,690,667	\$7,764,354	\$78,664,811	\$111,227,916	\$111,520,648	\$170,081,279	\$300,006,781

TYPE OF FINANCIAL ASSISTANCE	Line No.	RACE/ETHNIC IDENTIFICATION AND GENDER											TOTAL		
		BLACK (not of Hispanic origin)		AMERICAN INDIAN OR ALASKAN NATIVE		ASIAN OR PACIFIC ISLANDER		HISPANIC		WHITE (not of Hispanic origin)		E+G+I+K+M	F+H+J+L+N	O+P	
		E Male	F Female	G Male	H Female	I Male	J Female	K Male	L Female	M Male	N Female	O Male	P Female	Male and Female	
<b>II. LOANS</b>															
<b>A. Repayable By Cash Only</b>															
1. Federal Perkins Loan	No. of Awards	21	113	207	137	226	17	41	32	50	720	953	1,019	1,477	2,496
	Dollar Amount	22	296,711	578,489	381,165	624,031	52,894	139,615	98,507	166,445	2,292,905	2,918,307	\$3,122,182	\$4,426,887	\$7,549,069
2. Other Federal Loans	No. of Awards	23	4,777	8,900	4,455	7,769	1,033	1,336	1,480	2,396	29,985	47,004	41,730	67,405	109,135
	Dollar Amount	24	19,596,136	34,087,774	18,294,863	31,981,404	5,320,512	6,062,040	6,339,004	9,380,776	151,779,702	206,529,384	\$201,330,217	\$288,041,379	\$489,371,595
3. Institutional Loans	No. of Awards	25	42	96	22	31	12	12	11	21	217	283	304	443	747
	Dollar Amount	26	113,116	187,345	58,368	79,017	39,207	35,985	32,859	57,957	656,105	758,638	\$899,655	\$1,118,942	\$2,018,597
4. Private Sources	No. of Awards	27	51	117	66	105	36	44	48	52	723	1,063	924	1,381	2,305
	Dollar Amount	28	328,880	842,779	415,434	694,388	268,174	462,637	352,511	416,835	5,490,767	9,900,854	\$6,855,766	\$12,317,493	\$19,173,259
5. All Other Loans (Repayable-Cash Only)	No. of Awards	29	23	21	33	44	7	3	15	8	260	292	338	368	706
	Dollar Amount	30	149,638	90,185	196,004	186,080	44,415	21,385	181,430	55,500	1,884,842	2,055,155	\$2,456,329	\$2,408,305	\$4,864,634
<b>B. Repayable By Cash or Service</b>															
1. Private Sources	No. of Awards	31	0	0	0	0	0	0	0	0	0	0	0	0	0
	Dollar Amount	32	0	0	0	0	0	0	0	0	0	0	\$0	\$0	\$0
2. All Other Loans (Repayable by Cash or Service)	No. of Awards	33	0	0	0	0	0	0	0	0	0	0	0	0	0
	Dollar Amount	34	0	0	0	0	0	0	0	0	0	0	\$0	\$0	\$0
* Edit-check for sum of awards			5006	9341	4713	8175	1105	1436	1586	2527	31905	49595	44315	71074	115389
C. TOTAL No. of UNDUPLICATED Recipients		35	3,205	5,381	2,882	4,872	642	776	923	1,395	17,879	27,601	25,531	40,025	65,556
D. TOTAL Dollar Amount(sum of lines 22,24,26,28,30,32,34)		36	\$20,484,481	\$35,786,572	\$19,345,834	\$33,564,920	\$5,725,202	\$6,721,662	\$7,004,311	\$10,077,513	\$162,104,321	\$222,162,338	\$214,664,149	\$308,313,006	\$522,977,154



TYPE OF FINANCIAL ASSISTANCE	Line No.	RACE/ETHNIC IDENTIFICATION AND GENDER											TOTAL		
		BLACK (not of Hispanic origin)		AMERICAN INDIAN OR ALASKAN NATIVE		ASIAN OR PACIFIC ISLANDER		HISPANIC		WHITE (not of Hispanic origin)		E+G+I+K+M	F+H+J+L+N	O+P	
		E	F	G	H	I	J	K	L	M	N	O	P	Male and Female	
		Male	Female	Male	Female	Male	Female	Male	Female	Male	Female	Male	Female		
<b>III. SCHOLARSHIPS</b>															
A. State of Oklahoma funded	No. of Awards	37	576	1,426	1,144	1,728	299	451	351	609	6,103	9,038	8473	13252	21725
	Dollar Amount	38	1,216,888	2,976,241	2,717,930	3,698,271	773,995	1,036,377	734,657	1,117,668	15,369,586	19,949,962	\$20,813,056	\$28,778,518	\$49,591,574
B. All Other Scholarships	No. of Awards	39	2,507	2,170	2,393	3,242	566	728	795	1,034	14,401	17,495	20,662	24,669	45,331
	Dollar Amount	40	5,932,041	3,993,410	4,183,534	5,480,899	957,551	1,151,945	1,365,318	1,577,621	23,359,398	24,681,733	\$35,797,843	\$36,885,609	\$72,683,451
*	Edit-check for sum of awards		3,083	3,596	3,537	4,970	865	1,179	1,146	1,643	20,504	26,533	29,135	37,921	67,056
C. TOTAL No. of UNDUPLICATED Recipients		41	1,618	2,187	2,196	3,189	533	709	688	1,013	12,375	16,217	17410	23315	40725
D. TOTAL Dollar Amount(sum of lines 38,40)		42	\$7,148,929	\$6,969,651	\$6,901,464	\$9,179,170	\$1,731,546	\$2,188,322	\$2,099,976	\$2,695,289	\$38,728,984	\$44,631,695	\$45,124,286	\$65,664,127	\$122,275,026
<b>IV. STUDENT EMPLOYMENT</b>															
A. Federal Work-Study	No. of Awards	43	334	698	248	453	51	89	89	166	1,210	2,174	1,932	3,580	5,512
	Dollar Amount	44	450,727	925,018	286,020	565,822	86,691	157,684	132,831	260,902	1,792,188	3,231,915	\$2,748,457	\$5,141,341	\$7,889,798
B. Institutional Student Employment	No. of Awards	45	552	691	625	749	309	272	254	285	5,700	5,858	7,440	7,855	15,295
	Dollar Amount	46	1,609,943	2,023,013	2,012,559	1,927,146	1,704,723	1,281,682	922,372	1,093,073	24,138,464	21,151,531	\$30,388,060	\$27,476,444	\$57,864,504
C. All Other Student Work-Study	No. of Awards	47	0	0	0	0	0	0	0	0	0	0	0	0	0
	Dollar Amount	48	0	0	0	0	0	0	0	0	0	0	\$0	\$0	\$0
**	Edit-check for sum of awards		886	1389	873	1202	360	361	343	451	6910	8032	9372	11435	20807
D. TOTAL No. of UNDUPLICATED Recipients		49	755	1,123	795	1,068	328	318	300	381	6,369	7,159	8,547	10,049	18,596
E. TOTAL Dollar Amount (sum of lines 44,46,48)		50	\$2,060,670	\$2,948,030	\$2,298,578	\$2,492,968	\$1,791,414	\$1,439,366	\$1,055,203	\$1,353,975	\$25,930,652	\$24,383,446	\$33,136,517	\$32,617,785	\$65,754,303



**Aggregate Financial Aid Data - Research Tier**  
**Financial Assistance to Students in Higher Education**  
**27000 B3 2007-2008**  
**Page 1 of 5 Pages**

TYPE OF FINANCIAL ASSISTANCE	Line No.	RACE/ETHNIC IDENTIFICATION AND GENDER											TOTAL					
		BLACK (not of Hispanic origin)		AMERICAN INDIAN OR ALASKAN NATIVE		ASIAN OR PACIFIC ISLANDER		HISPANIC		WHITE (not of Hispanic origin)		E+G+I+K+M	F+H+J+L+N	O+P				
		E Male	F Female	G Male	H Female	I Male	J Female	K Male	L Female	M Male	N Female	O Male	P Female	Male and Female				
<b>I. GRANTS</b>																		
A. Federal Pell Grant	No. of Awards	1	477	607	494	573	258	229	207	235	3,057	3,114	4,493	4,758	9,251			
	Dollar Amount	2	1,504,341	1,846,155	1,383,711	1,523,568	780,664	694,013	570,993	685,708	8,391,355	8,599,398	\$12,631,064	\$13,348,842	\$25,979,906			
B. Federal SEOG	No. of Awards	3	61	130	61	81	50	55	29	36	348	431	549	733	1,282			
	Dollar Amount	4	84,590	183,009	74,295	106,046	54,400	63,039	38,028	44,850	464,227	552,943	\$715,540	\$949,887	\$1,665,427			
C. Voc. Rehab. Grants	No. of Awards	5	4	4	8	8	4	0	3	5	103	90	122	107	229			
	Dollar Amount	6	7,100	18,786	27,355	14,020	11,723	0	21,621	9,577	346,825	216,864	\$414,625	\$259,248	\$673,873			
D. State & Local Grants	No. of Awards	7	204	329	260	280	144	138	80	106	1,387	1,588	2,075	2,441	4,516			
	Dollar Amount	8	94,000	146,000	157,185	139,500	31,000	22,500	31,500	40,500	708,991	932,373	\$1,022,676	\$1,280,873	\$2,303,549			
E. Private Sources	No. of Awards	9	0	0	0	0	0	0	0	0	0	0	0	0	0			
	Dollar Amount	10	0	0	0	0	0	0	0	0	0	0	\$0	\$0	\$0			
F. Institutional Grants	No. of Awards	11	27	35	52	59	7	13	18	10	420	466	524	583	1,107			
	Dollar Amount	12	38,826	51,556	76,951	70,378	12,731	17,742	25,693	15,213	622,967	675,347	\$777,168	\$830,236	\$1,607,404			
G. Resident Tuition	No. of Awards	13	264	475	687	808	354	390	254	323	6,055	7,140	7,614	9,136	16,750			
	Dollar Amount	14	405,864	715,620	1,023,418	1,125,087	559,586	609,564	455,171	545,782	9,963,392	11,120,411	\$12,407,431	\$14,116,464	\$26,523,895			
H. Waivers Nonresident Tuition	No. of Awards	15	200	153	102	108	71	78	83	120	2,173	2,322	2,629	2,781	5,410			
	Dollar Amount	16	1,183,554	658,397	426,465	371,818	399,837	455,911	367,254	532,273	10,647,726	10,852,740	\$13,024,836	\$12,871,139	\$25,895,975			
J. Waivers All Other Grants	No. of Awards	17	141	210	870	1,032	90	95	67	66	1,281	982	2,449	2,385	4,834			
	Dollar Amount	18	303,184	411,860	2,329,472	2,681,160	217,207	151,214	242,130	122,262	3,983,865	2,023,920	\$7,075,858	\$5,390,416	\$12,466,274			
	* Edit-check for sum of awards		1378	1943	2534	2949	978	998	741	901	14824	16133	20455	22924	43379			
	TOTAL No. of UNDUPLICATED Recipients	19	729	900	1,292	1,567	517	503	412	498	9,208	10,434	12158	13902	26,060			
J.	TOTAL Dollar Amount (sum of lines 2,4,6,8,10,12,14,16,18)	20	\$3,621,459	\$4,031,383	\$5,498,852	\$6,031,577	\$2,067,148	\$2,013,983	\$1,752,390	\$1,996,165	\$35,129,348	\$34,973,996	\$48,069,198	\$49,047,105	\$97,116,303			

TYPE OF FINANCIAL ASSISTANCE	Line No.	RACE/ETHNIC IDENTIFICATION AND GENDER													
		BLACK (not of Hispanic origin)		AMERICAN INDIAN OR ALASKAN NATIVE		ASIAN OR PACIFIC ISLANDER		HISPANIC		WHITE (not of Hispanic origin)		TOTAL			
		E Male	F Female	G Male	H Female	I Male	J Female	K Male	L Female	M Male	N Female	O Male	P Female	O+P Male and Female	
<b>II. LOANS</b>															
<b>A. Repayable By Cash Only</b>															
1. Federal Perkins Loan	No. of Awards	21	50	125	36	63	10	28	27	36	453	533	576	785	1,361
	Dollar Amount	22	172,885	417,447	110,452	222,721	39,540	101,263	88,811	138,061	1,658,955	1,939,511	\$2,070,643	\$2,819,003	\$4,889,646
2. Other Federal Loans	No. of Awards	23	1,208	1,890	1,477	2,023	617	610	656	822	14,589	17,014	18,547	22,359	40,906
	Dollar Amount	24	6,164,351	9,654,574	7,613,417	11,167,698	4,037,091	3,780,991	3,714,324	4,591,127	96,331,365	108,501,832	\$117,860,548	\$137,696,222	\$255,556,770
3. Institutional Loans	No. of Awards	25	33	60	18	25	9	9	8	17	178	215	246	326	572
	Dollar Amount	26	109,597	171,513	57,135	76,950	37,769	34,500	30,000	56,055	639,738	729,148	\$874,239	\$1,068,166	\$1,942,405
4. Private Sources	No. of Awards	27	21	77	37	57	30	37	33	38	514	780	635	989	1,624
	Dollar Amount	28	208,128	687,635	280,485	513,821	235,332	418,269	292,634	363,201	4,578,203	8,724,793	\$5,594,782	\$10,707,719	\$16,302,501
5. All Other Loans (Repayable-Cash Only)	No. of Awards	29	18	15	29	27	7	3	14	7	234	247	302	299	601
	Dollar Amount	30	142,127	83,510	188,604	177,074	44,415	21,385	169,530	55,300	1,840,392	1,995,019	\$2,385,068	\$2,332,288	\$4,717,356
		31	0	0	0	0	0	0	0	0	0	0	0	0	0
<b>B. Repayable By Cash or Service</b>		32	0	0	0	0	0	0	0	0	0	0	\$0	\$0	\$0
1. Private Sources	No. of Awards		0	0	0	0	0	0	0	0	0	0	0	0	0
	Dollar Amount		0	0	0	0	0	0	0	0	0	0	0	0	0
All Other Loans	No. of Awards	33	0	0	0	0	0	0	0	0	0	0	0	0	0
2. (Repayable by Cash or Service)	Dollar Amount	34	0	0	0	0	0	0	0	0	0	0	\$0	\$0	\$0
* Edit-check for sum of awards			1330	2167	1597	2195	673	687	738	920	15968	18789	20306	24758	45064
C. TOTAL No. of UNDUPLICATED Recipients		35	679	1,046	899	1,149	388	380	399	485	8,296	9,401	10,661	12,461	23,122
D. TOTAL Dollar Amount(sum of lines 22,24,26,28,30,32,34)		36	\$6,797,088	\$11,014,679	\$8,250,093	\$12,158,264	\$4,394,147	\$4,356,408	\$4,295,299	\$5,203,744	\$105,048,653	\$121,890,303	\$128,785,280	\$154,623,398	\$283,408,678

TYPE OF FINANCIAL ASSISTANCE	Line No.	RACE/ETHNIC IDENTIFICATION AND GENDER											TOTAL				
		BLACK (not of Hispanic origin)		AMERICAN INDIAN OR ALASKAN NATIVE		ASIAN OR PACIFIC ISLANDER		HISPANIC		WHITE (not of Hispanic origin)		E+G+I+K+M	F+H+J+L+N	O+P			
		E Male	F Female	G Male	H Female	I Male	J Female	K Male	L Female	M Male	N Female	O Male	P Female	Male and Female			
<b>III. SCHOLARSHIPS</b>																	
A. State of Oklahoma funded	No. of Awards	37	136	258	344	363	159	194	93	117	2,415	2,527	3147	3459	6606		
	Dollar Amount	38	440,289	839,085	1,128,761	1,200,063	552,194	637,624	327,976	370,060	8,776,294	8,908,272	\$11,225,514	\$11,955,104	\$23,180,618		
B. All Other Scholarships	No. of Awards	39	1,260	1,033	1,184	1,198	370	506	420	490	8,563	9,941	11,797	13,168	24,965		
	Dollar Amount	40	3,750,442	2,269,097	2,590,690	2,777,390	656,163	860,158	833,338	871,943	15,827,906	16,086,685	\$23,658,539	\$22,865,273	\$46,523,812		
* Edit-check for sum of awards			1,396	1,291	1,528	1,561	529	700	513	607	10,978	12,468	14,944	16,627	31,571		
C. TOTAL No. of UNDUPLICATED Recipients		41	516	611	723	782	302	392	250	314	5,858	6,583	7649	8682	16331		
D. TOTAL Dollar Amount(sum of lines 38,40)		42	\$4,190,731	\$3,108,182	\$3,719,451	\$3,977,453	\$1,208,357	\$1,497,782	\$1,161,314	\$1,242,003	\$24,604,200	\$24,994,957	\$34,884,053	\$34,820,377	\$69,704,430		
<b>IV. STUDENT EMPLOYMENT</b>																	
A. Federal Work-Study	No. of Awards	43	57	143	42	72	29	25	19	45	275	418	422	703	1,125		
	Dollar Amount	44	134,397	310,625	67,224	128,853	57,842	57,077	42,122	98,830	523,908	881,013	\$825,493	\$1,476,398	\$2,301,891		
B. Institutional Student Employment	No. of Awards	45	258	389	340	329	226	185	172	196	4,155	3,834	5,151	4,933	10,084		
	Dollar Amount	46	1,063,020	1,443,565	1,447,591	1,130,626	1,560,265	1,106,607	786,144	961,916	21,129,224	17,274,246	\$25,986,244	\$21,916,960	\$47,903,204		
C. All Other Student Work-Study	No. of Awards	47	0	0	0	0	0	0	0	0	0	0	0	0	0		
	Dollar Amount	48	0	0	0	0	0	0	0	0	0	0	\$0	\$0	\$0		
** Edit-check for sum of awards			315	532	382	401	255	210	191	241	4430	4252	5573	5636	11209		
D. TOTAL No. of UNDUPLICATED Recipients		49	268	415	355	363	235	191	179	207	4,229	3,955	5,266	5,131	10,397		
E. TOTAL Dollar Amount (sum of lines 44,46,48)		50	\$1,197,417	\$1,754,190	\$1,514,815	\$1,259,479	\$1,618,107	\$1,163,684	\$828,266	\$1,060,746	\$21,653,132	\$18,155,259	\$26,811,737	\$23,393,358	\$50,205,095		



**Aggregate Financial Aid Data - Regional Tier**  
**Financial Assistance to Students in Higher Education**  
**27000 B3 2007-2008**  
**Page 1 of 5 Pages**



TYPE OF FINANCIAL ASSISTANCE	Line No.	RACE/ETHNIC IDENTIFICATION AND GENDER													
		BLACK (not of Hispanic origin)		AMERICAN INDIAN OR ALASKAN NATIVE		ASIAN OR PACIFIC ISLANDER		HISPANIC		WHITE (not of Hispanic origin)		TOTAL			
		E Male	F Female	G Male	H Female	I Male	J Female	K Male	L Female	M Male	N Female	O Male	P Female	O+P Male and Female	
<b>I. GRANTS</b>															
A. Federal Pell Grant	No. of Awards	1	1,797	2,599	1,306	2,311	206	348	339	663	4,769	8,877	8,417	14,798	23,215
	Dollar Amount	2	4,795,151	6,557,067	3,407,256	5,920,935	449,441	752,208	811,687	1,520,337	10,709,661	20,269,103	\$20,173,196	\$35,019,650	\$55,192,846
B. Federal SEOG	No. of Awards	3	216	378	165	358	25	62	45	101	594	1,313	1,045	2,212	3,257
	Dollar Amount	4	139,420	225,996	100,367	212,032	12,300	29,160	21,650	49,600	304,072	698,244	\$577,809	\$1,215,032	\$1,792,841
C. Voc. Rehab. Grants	No. of Awards	5	36	43	40	61	4	2	13	15	228	293	321	414	735
	Dollar Amount	6	80,158	103,981	132,447	217,131	9,636	4,000	29,482	37,911	709,324	1,041,456	\$961,047	\$1,404,479	\$2,365,526
D. State & Local Grants	No. of Awards	7	597	1,341	623	1,186	91	191	137	305	1,983	4,098	3,431	7,121	10,552
	Dollar Amount	8	409,748	917,638	466,450	890,142	61,000	123,500	93,227	210,907	1,361,488	2,887,239	\$2,391,913	\$5,029,426	\$7,421,339
E. Private Sources	No. of Awards	9	2	5	32	41	3	0	1	8	58	92	96	146	242
	Dollar Amount	10	3,242	22,665	54,276	65,986	5,970	0	996	11,110	91,266	155,409	\$155,750	\$255,169	\$410,918
F. Institutional Grants	No. of Awards	11	91	99	59	128	37	62	34	75	739	1,541	960	1,905	2,865
	Dollar Amount	12	175,489	65,754	60,088	94,157	25,765	39,033	39,029	47,512	687,491	1,004,897	\$987,862	\$1,251,353	\$2,239,215
G. Resident Tuition Waivers	No. of Awards	13	473	572	633	1,192	128	204	206	309	3,985	6,963	5,425	9,240	14,665
	Dollar Amount	14	537,946	529,235	759,926	1,259,649	121,460	175,107	191,191	264,894	4,082,254	6,367,101	\$5,692,776	\$8,595,986	\$14,288,762
H. Nonresident Tuition Wavers	No. of Awards	15	722	421	150	226	126	106	210	188	1,377	1,656	2,585	2,597	5,182
	Dollar Amount	16	2,611,267	1,473,312	570,546	852,000	475,169	390,336	703,187	896,609	5,277,284	6,156,552	\$9,637,452	\$9,768,809	\$19,406,261
J. All Other Grants	No. of Awards	17	272	375	1,022	1,602	49	75	104	149	1,177	1,915	2,624	4,116	6,740
	Dollar Amount	18	494,400	456,233	2,440,590	3,595,436	62,646	116,064	191,098	181,578	2,290,971	2,875,017	\$5,479,705	\$7,224,329	\$12,704,034
* Edit-check for sum of awards			4206	5833	4030	7105	669	1050	1089	1813	14910	26748	24904	42549	67453
I. TOTAL No. of UNDUPLICATED Recipients		19	2,257	2,850	2,584	4,313	347	457	605	886	8,316	14,158	14109	22664	36,773
J. TOTAL Dollar Amount (sum of lines 2,4,6,8,10,12,14,16,18)		20	\$9,246,821	\$10,351,880	\$7,991,946	\$13,107,469	\$1,223,386	\$1,629,408	\$2,081,547	\$3,220,457	\$25,513,810	\$41,455,017	\$46,057,510	\$69,764,231	\$115,821,741

NAME OF INSTITUTION: \_\_\_\_\_

TYPE OF FINANCIAL ASSISTANCE	Line No.	RACE/ETHNIC IDENTIFICATION AND GENDER											TOTAL			
		BLACK (not of Hispanic origin)		AMERICAN INDIAN OR ALASKAN NATIVE		ASIAN OR PACIFIC ISLANDER		HISPANIC		WHITE (not of Hispanic origin)		E+G+I+K+M	F+H+J+L+N	O+P		
		Male	Female	Male	Female	Male	Female	Male	Female	Male	Female	Male	Female	Male and Female		
<b>II. LOANS</b>																
<b>A. Repayable By Cash Only</b>																
1. Federal Perkins Loan	No. of Awards	21	49	77	71	127	7	12	2	12	170	349	299	577	876	
	Dollar Amount	22	96,826	152,542	201,213	328,516	13,354	35,352	3,696	24,254	416,231	807,827	\$731,320	\$1,348,491	\$2,079,811	
2. Other Federal Loans	No. of Awards	23	2,520	4,333	2,087	3,667	264	475	527	971	9,885	17,712	15,283	27,158	42,441	
	Dollar Amount	24	10,577,681	17,127,486	8,028,445	14,646,471	892,901	1,618,673	1,678,968	3,083,868	36,254,630	62,871,225	\$57,432,625	\$99,347,723	\$156,780,348	
3. Institutional Loans	No. of Awards	25	9	36	4	6	3	3	3	4	39	68	58	117	175	
	Dollar Amount	26	3,519	15,832	1,233	2,067	1,438	1,485	2,859	1,902	16,367	29,490	\$25,416	\$50,776	\$76,192	
4. Private Sources	No. of Awards	27	28	39	26	44	5	6	12	14	188	255	259	358	617	
	Dollar Amount	28	115,852	153,959	119,773	165,691	30,322	34,368	54,071	53,634	825,778	1,046,961	\$1,145,796	\$1,454,613	\$2,600,409	
5. All Other Loans (Repayable-Cash Only)	No. of Awards	29	5	6	4	17	0	0	1	1	26	45	36	69	105	
	Dollar Amount	30	7,511	6,675	7,400	9,006	0	0	11,900	200	44,450	60,136	\$71,261	\$76,017	\$147,278	
<b>B. Repayable By Cash or Service</b>																
1. Private Sources	No. of Awards	31	0	0	0	0	0	0	0	0	0	0	0	0	0	
	Dollar Amount	32	0	0	0	0	0	0	0	0	0	0	\$0	\$0	\$0	
2. All Other Loans (Repayable by Cash or Service)	No. of Awards	33	0	0	0	0	0	0	0	0	0	0	0	0	0	
	Dollar Amount	34	0	0	0	0	0	0	0	0	0	0	\$0	\$0	\$0	
* Edit-check for sum of awards			2611	4491	2192	3861	279	496	545	1002	10308	18429	15935	28279	44214	
C. TOTAL No. of UNDUPLICATED Recipients			35	1,802	2,635	1,296	2,202	153	244	325	552	5,692	10,064	9,268	15,697	24,965
D. TOTAL Dollar Amount(sum of lines 22,24,26,28,30,32,34)			36	\$10,801,389	\$17,456,494	\$8,358,064	\$15,151,751	\$938,015	\$1,689,878	\$1,751,494	\$3,163,858	\$37,557,456	\$64,815,639	\$59,406,418	\$102,277,620	\$161,684,038

NAME OF INSTITUTION: \_\_\_\_\_

TYPE OF FINANCIAL ASSISTANCE	Line No.	RACE/ETHNIC IDENTIFICATION AND GENDER											TOTAL				
		BLACK (not of Hispanic origin)		AMERICAN INDIAN OR ALASKAN NATIVE		ASIAN OR PACIFIC ISLANDER		HISPANIC		WHITE (not of Hispanic origin)		E+G+I+K+M	F+H+J+L+N	O+P			
		E Male	F Female	G Male	H Female	I Male	J Female	K Male	L Female	M Male	N Female	O Male	P Female	Male and Female			
<b>III. SCHOLARSHIPS</b>																	
A. State of Oklahoma funded	No. of Awards	37	325	832	541	902	95	178	169	325	2,457	4,360	3587	6597	10184		
	Dollar Amount	38	649,206	1,801,440	1,219,832	1,926,621	170,093	299,906	288,054	564,511	4,928,491	8,543,174	\$7,255,676	\$13,135,651	\$20,391,327		
B. All Other Scholarships	No. of Awards	39	961	836	796	1,436	139	168	259	410	4,238	5,570	6,393	8,420	14,813		
	Dollar Amount	40	1,744,440	1,354,613	1,083,070	1,989,515	202,346	216,932	397,803	524,825	5,672,501	6,568,253	\$9,100,160	\$10,654,139	\$19,754,298		
* Edit-check for sum of awards			1,286	1,668	1,337	2,338	234	346	428	735	6,695	9,930	9,980	15,017	24,997		
C. TOTAL No. of UNDUPLICATED Recipients		41	798	1,034	910	1,497	149	202	265	438	4,163	6,148	6285	9319	15604		
D. TOTAL Dollar Amount(sum of lines 38,40)		42	\$2,393,646	\$3,156,053	\$2,302,902	\$3,916,136	\$372,439	\$516,838	\$685,857	\$1,089,336	\$10,600,991	\$15,111,427	\$16,355,835	\$23,789,790	\$40,145,625		
<b>IV. STUDENT EMPLOYMENT</b>																	
A. Federal Work-Study	No. of Awards	43	164	274	89	154	10	34	34	53	403	784	700	1,299	1,999		
	Dollar Amount	44	182,954	336,588	112,821	215,831	13,499	43,213	44,572	79,041	563,041	1,089,307	\$916,887	\$1,763,980	\$2,680,866		
B. Institutional Student Employment	No. of Awards	45	242	276	245	378	72	75	61	75	1,285	1,735	1,905	2,539	4,444		
	Dollar Amount	46	472,440	533,037	518,069	750,829	129,304	153,289	110,678	118,805	2,615,359	3,484,969	\$3,845,849	\$5,040,928	\$8,886,777		
C. All Other Student Work-Study	No. of Awards	47	0	0	0	0	0	0	0	0	0	0	0	0	0		
	Dollar Amount	48	0	0	0	0	0	0	0	0	0	0	\$0	\$0	\$0		
** Edit-check for sum of awards			406	550	334	532	82	109	95	128	1688	2519	2605	3838	6443		
D. TOTAL No. of UNDUPLICATED Recipients		49	334	418	286	457	71	86	72	99	1,369	2,033	2,132	3,093	5,225		
E. TOTAL Dollar Amount (sum of lines 44,46,48)		50	\$655,394	\$869,625	\$630,889	\$966,660	\$142,803	\$196,502	\$155,250	\$197,846	\$3,178,400	\$4,574,275	\$4,762,736	\$6,804,908	\$11,567,644		



**Aggregate Financial Aid Data - Community College Tier**  
**Financial Assistance to Students in Higher Education**  
**27000 B3 2007-2008**  
**Page 1 of 5 Pages**

NAME OF INSTITUTION: \_\_\_\_\_

TYPE OF FINANCIAL ASSISTANCE			Line No.	RACE/ETHNIC IDENTIFICATION AND GENDER										TOTAL			
				BLACK (not of Hispanic origin)		AMERICAN INDIAN OR ALASKAN NATIVE		ASIAN OR PACIFIC ISLANDER		HISPANIC		WHITE (not of Hispanic origin)		E+G+I+K+M	F+H+J+L+N	O+P	
				E Male	F Female	G Male	H Female	I Male	J Female	K Male	L Female	M Male	N Female	O Male	P Female	Male and Female	
<b>I. GRANTS</b>																	
A.	Federal Pell Grant	No. of Awards	1	1,172	3,047	1,043	2,688	239	391	445	910	4,500	11,547	7,399	18,583	25,982	
		Dollar Amount	2	2,517,089	6,019,421	2,357,721	5,902,765	478,194	730,003	898,620	1,726,962	9,222,873	23,671,937	\$15,474,496	\$38,051,088	\$53,525,584	
B.	Federal SEOG	No. of Awards	3	204	639	134	507	53	94	81	189	718	2,390	1,190	3,819	5,009	
		Dollar Amount	4	89,822	267,154	70,568	229,413	15,100	28,450	31,425	59,237	291,475	901,815	\$498,390	\$1,486,068	\$1,984,458	
C.	Voc. Rehab. Grants	No. of Awards	5	11	10	7	12	0	1	1	5	38	52	57	80	137	
		Dollar Amount	6	31,040	20,251	13,489	16,686	0	1,180	3,129	6,590	58,045	96,778	\$105,703	\$141,485	\$247,188	
D.	State & Local Grants	No. of Awards	7	347	1,201	455	1,149	82	132	144	330	1,524	4,520	2,552	7,332	9,884	
		Dollar Amount	8	211,209	708,819	402,623	877,157	100,276	83,691	93,556	208,856	992,270	2,912,464	\$1,799,934	\$4,790,987	\$6,590,921	
E.	Private Sources	No. of Awards	9	15	41	11	26	8	6	6	10	158	197	198	280	478	
		Dollar Amount	10	18,914	45,154	17,859	24,391	14,930	5,126	7,788	13,528	177,826	199,028	\$237,317	\$287,227	\$524,544	
F.	Institutional Grants	No. of Awards	11	40	20	24	31	5	8	12	3	167	144	248	206	454	
		Dollar Amount	12	145,214	75,869	27,172	72,385	18,080	27,112	39,692	7,156	307,680	384,939	\$537,838	\$567,461	\$1,105,299	
G.	Resident Tuition	No. of Awards	13	474	580	516	681	221	234	331	364	3,887	4,976	5,429	6,835	12,264	
	Waivers	Dollar Amount	14	350,139	399,293	399,997	509,533	151,288	167,549	241,248	265,293	2,752,670	3,595,060	\$3,895,341	\$4,936,727	\$8,832,068	
H.	Nonresident Tuition	No. of Awards	15	218	133	23	50	55	50	163	95	724	592	1,183	920	2,103	
	Waviers	Dollar Amount	16	467,327	256,809	81,135	89,808	135,335	106,248	331,106	137,160	1,894,541	1,194,113	\$2,909,444	\$1,784,139	\$4,693,583	
J.	All Other Grants	No. of Awards	17	149	237	675	1,228	31	195	66	102	881	1,201	1,802	2,963	4,765	
		Dollar Amount	18	397,315	387,476	1,441,231	2,343,909	181,330	313,672	210,167	122,949	2,324,274	1,842,770	\$4,554,316	\$5,010,776	\$9,565,092	
	* Edit-check for sum of awards			2630	5908	2888	6372	694	1111	1249	2008	12597	25619	20058	41018	61076	
I.	TOTAL No. of UNDUPLICATED Recipients		19	1,419	3,159	1,486	3,190	380	548	674	1,137	7,340	14,886	11299	22920	34,219	
J.	TOTAL Dollar Amount (sum of lines 2,4,6,8,10,12,14,16,18)		20	\$4,228,068	\$8,180,247	\$4,811,795	\$10,066,046	\$1,094,533	\$1,463,031	\$1,856,730	\$2,547,731	\$18,021,653	\$34,798,903	\$30,012,779	\$57,055,958	\$87,068,737	

TYPE OF FINANCIAL ASSISTANCE	Line No.	RACE/ETHNIC IDENTIFICATION AND GENDER											TOTAL		
		BLACK (not of Hispanic origin)		AMERICAN INDIAN OR ALASKAN NATIVE		ASIAN OR PACIFIC ISLANDER		HISPANIC		WHITE (not of Hispanic origin)		E+G+I+K+M	F+H+J+L+N	O+P	
		E Male	F Female	G Male	H Female	I Male	J Female	K Male	L Female	M Male	N Female	O Male	P Female	Male and Female	
<b>II. LOANS</b>															
<b>A. Repayable By Cash Only</b>															
1. Federal Perkins Loan	No. of Awards	21	14	5	30	36	0	1	3	2	97	71	144	115	259
	Dollar Amount	22	27,000	8,500	69,500	72,794	0	3,000	6,000	4,130	217,719	170,969	\$320,219	\$259,393	\$579,612
2. Other Federal Loans	No. of Awards	23	1,049	2,677	891	2,079	152	251	297	603	5,511	12,278	7,900	17,888	25,788
	Dollar Amount	24	2,854,104	7,305,714	2,653,001	6,167,235	390,520	662,376	945,712	1,705,781	19,193,707	35,156,327	\$26,037,044	\$50,997,433	\$77,034,477
3. Institutional Loans	No. of Awards	25	0	0	0	0	0	0	0	0	0	0	0	0	0
	Dollar Amount	26	0	0	0	0	0	0	0	0	0	0	\$0	\$0	\$0
4. Private Sources	No. of Awards	27	2	1	3	4	1	1	3	0	21	28	30	34	64
	Dollar Amount	28	4,900	1,185	15,176	14,876	2,520	10,000	5,806	0	86,786	129,100	\$115,188	\$155,161	\$270,349
5. All Other Loans (Repayable-Cash Only)	No. of Awards	29	0	0	0	0	0	0	0	0	0	0	0	0	0
	Dollar Amount	30	0	0	0	0	0	0	0	0	0	0	\$0	\$0	\$0
<b>B. Repayable By Cash or Service</b>															
1. Private Sources	No. of Awards	31	0	0	0	0	0	0	0	0	0	0	0	0	0
	Dollar Amount	32	0	0	0	0	0	0	0	0	0	0	\$0	\$0	\$0
2. All Other Loans (Repayable by Cash or Service)	No. of Awards	33	0	0	0	0	0	0	0	0	0	0	0	0	0
	Dollar Amount	34	0	0	0	0	0	0	0	0	0	0	\$0	\$0	\$0
* Edit-check for sum of awards			1065	2683	924	2119	153	253	303	605	5629	12377	8074	18037	26111
C. TOTAL No. of UNDUPLICATED Recipients		35	724	1,700	687	1,521	101	152	199	358	3,891	8,136	5,602	11,867	17,469
D. TOTAL Dollar Amount(sum of lines 22,24,26,28,30,32,34)		36	\$2,886,004	\$7,315,399	\$2,737,677	\$6,254,905	\$393,040	\$675,376	\$957,518	\$1,709,911	\$19,498,212	\$35,456,396	\$26,472,451	\$51,411,987	\$77,884,438

NAME OF INSTITUTION: \_\_\_\_\_

TYPE OF FINANCIAL ASSISTANCE	Line No.	RACE/ETHNIC IDENTIFICATION AND GENDER											TOTAL		
		BLACK (not of Hispanic origin)		AMERICAN INDIAN OR ALASKAN NATIVE		ASIAN OR PACIFIC ISLANDER		HISPANIC		WHITE (not of Hispanic origin)		E+G+I+K+M	F+H+J+L+N	O+P	
		E Male	F Female	G Male	H Female	I Male	J Female	K Male	L Female	M Male	N Female	O Male	P Female	Male and Female	
<b>III. SCHOLARSHIPS</b>															
A. State of Oklahoma funded No. of Awards	37	115	336	259	463	45	79	89	167	1,231	2,151	1739	3196	4935	
Dollar Amount	38	127,393	335,717	369,337	571,587	51,708	98,847	118,628	183,097	1,664,801	2,498,516	\$2,331,867	\$3,687,763	\$6,019,630	
B. All Other Scholarships No. of Awards	39	286	301	413	608	57	54	116	134	1,600	1,984	2,472	3,081	5,553	
Dollar Amount	40	437,159	369,700	509,774	713,994	99,042	74,855	134,177	180,853	1,858,992	2,026,795	\$3,039,144	\$3,366,197	\$6,405,341	
* Edit-check for sum of awards		401	637	672	1,071	102	133	205	301	2,831	4,135	4,211	6,277	10,488	
C. TOTAL No. of UNDUPLICATED Recipients	41	304	542	563	910	82	115	173	261	2,354	3,486	3476	5314	8790	
D. TOTAL Dollar Amount(sum of lines 38,40)	42	\$564,552	\$705,417	\$879,111	\$1,285,581	\$150,750	\$173,702	\$252,805	\$363,950	\$3,523,793	\$4,525,311	\$5,371,011	\$7,053,960	\$12,424,971	
<b>IV. STUDENT EMPLOYMENT</b>															
A. Federal Work-Study No. of Awards	43	113	281	117	227	12	30	36	68	532	972	810	1,578	2,388	
Dollar Amount	44	133,376	277,805	105,975	221,138	15,350	57,394	46,137	83,031	705,239	1,261,596	\$1,006,078	\$1,900,964	\$2,907,041	
B. Institutional Student Employment No. of Awards	45	52	26	40	42	11	12	21	14	260	289	384	383	767	
Dollar Amount	46	74,483	46,411	46,899	45,691	15,154	21,786	25,550	12,352	393,881	392,316	\$555,967	\$518,556	\$1,074,523	
C. All Other Student Work-Study No. of Awards	47	0	0	0	0	0	0	0	0	0	0	0	0	0	
Dollar Amount	48	0	0	0	0	0	0	0	0	0	0	\$0	\$0	\$0	
** Edit-check for sum of awards		165	307	157	269	23	42	57	82	792	1261	1194	1961	3155	
D. TOTAL No. of UNDUPLICATED Recipients	49	153	290	154	248	22	41	49	75	771	1,171	1,149	1,825	2,974	
E. TOTAL Dollar Amount (sum of lines 44,46,48)	50	\$207,859	\$324,216	\$152,874	\$266,829	\$30,504	\$79,180	\$71,687	\$95,383	\$1,099,120	\$1,653,912	\$1,562,045	\$2,419,520	\$3,981,564	



NAME OF INSTITUTION: \_\_\_\_\_

TYPE OF FINANCIAL ASSISTANCE	Line No.	RACE/ETHNIC IDENTIFICATION AND GENDER												
		BLACK (not of Hispanic origin)		AMERICAN INDIAN OR ALASKAN NATIVE		ASIAN OR PACIFIC ISLANDER		HISPANIC		WHITE (not of Hispanic origin)		TOTAL		
		E Male	F Female	G Male	H Female	I Male	J Female	K Male	L Female	M Male	N Female	O Male	P Female	O+P Male and Female
A. TOTAL Number of Awards & Loans*	51	4,261	9,535	4,641	9,831	972	1,539	1,814	2,996	21,849	43,392	33,537	67,293	100,830
B. TOTAL Dollar Amount (sum of lines 20+36+42+50)	52	\$7,886,483	\$16,525,279	\$8,581,457	\$17,873,361	\$1,668,827	\$2,391,288	\$3,138,740	\$4,716,975	\$42,142,778	\$76,434,522	\$63,418,285	\$117,941,425	\$181,359,710
C. TOTAL No. of UNDUPLICATED Recipients**	53	1,832	4,341	1,977	4,287	493	716	867	1,495	10,533	21,354	15,702	32,193	47,895