

# HIGHER EDUCATION:

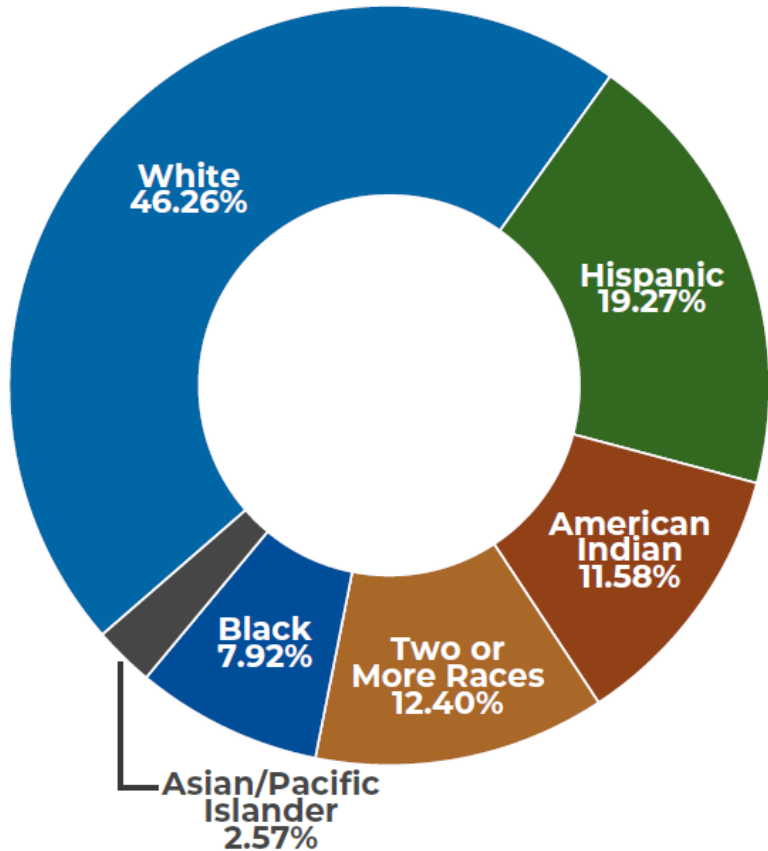
## Working Today for Tomorrow's Workforce

Chancellor Allison D. Garrett  
November 14, 2022



# Student Pipeline: K-12 Student Demographics

## Student Enrollment by Race/Ethnicity

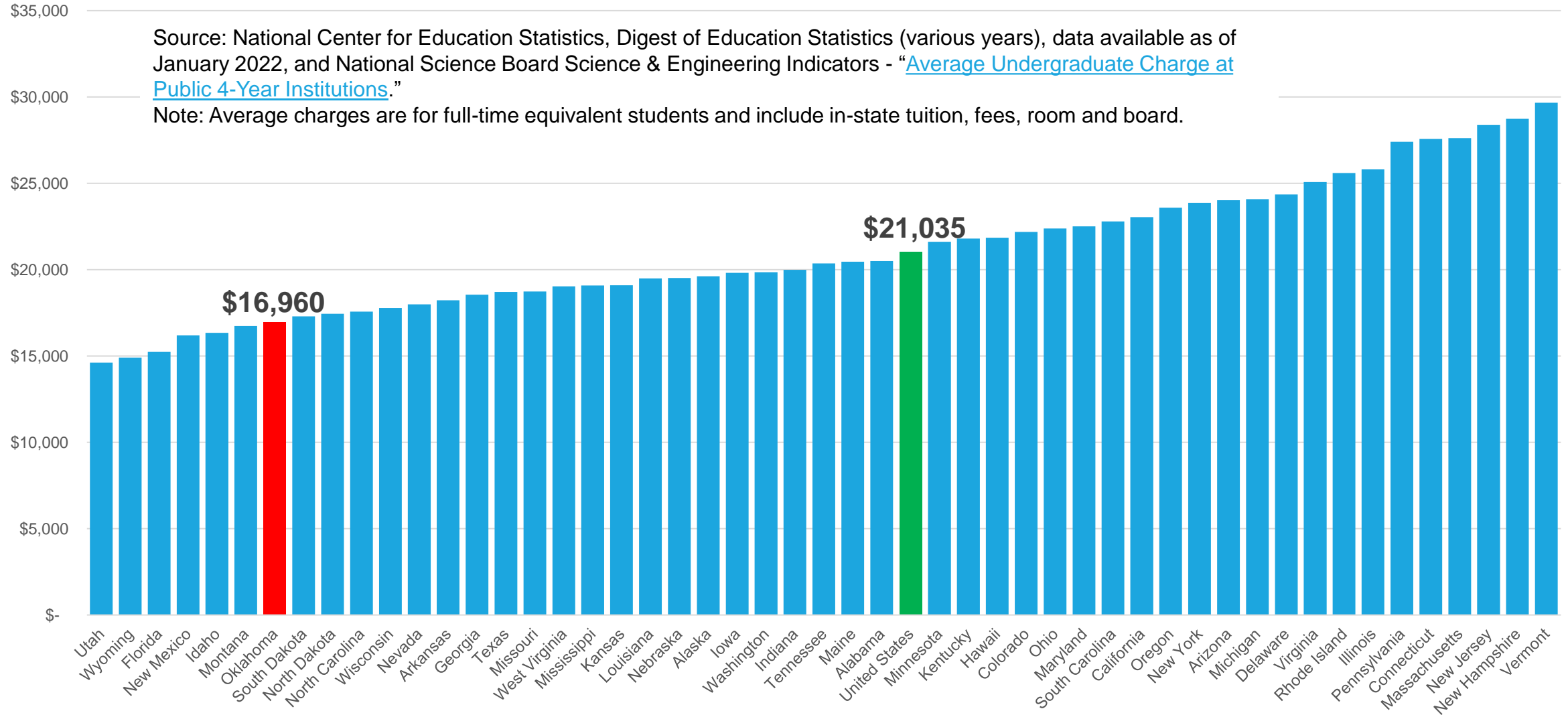


# Adverse Childhood Experiences (ACEs)

## 5<sup>th</sup> in U.S.

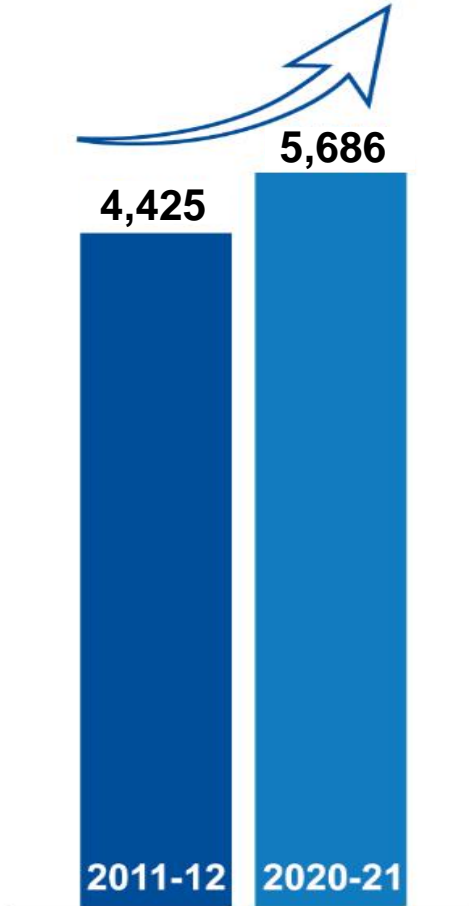
# SEVENTH LOWEST COST OF ATTENDANCE

## AVERAGE ANNUAL UNDERGRADUATE CHARGE AT PUBLIC 4-YEAR INSTITUTIONS - 2020





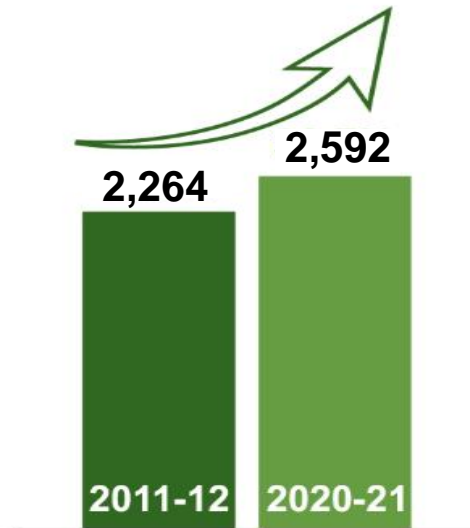
# GRADUATION RATES



**RESEARCH  
TIER**

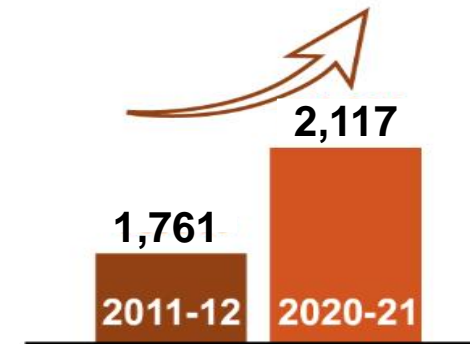
*six-year graduation rates*

Over the last 10 years, the number of graduates increased in all institutional tiers.



**REGIONAL  
UNIVERSITY TIER**

*six-year graduation rates*

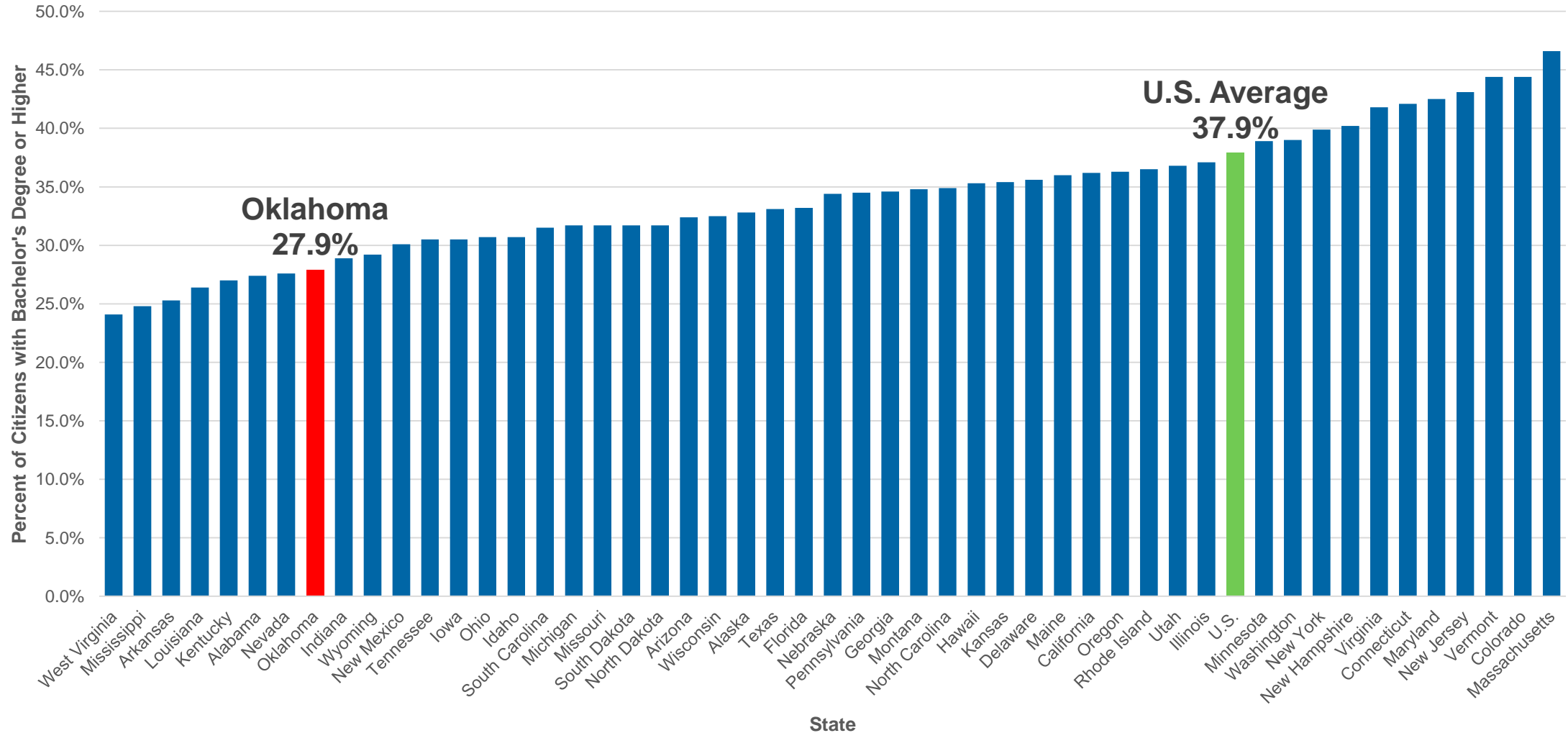


**COMMUNITY  
COLLEGE TIER**

*three-year graduation rates*



# STATE EDUCATIONAL ATTAINMENT – BACHELOR'S DEGREE OR HIGHER



Source: U.S. Census Bureau, 2021 ACS 1-Year Estimates



# Oklahoma's 100 Critical Occupations

According to Oklahoma Works:



- Oklahoma's top 29 highest paying critical occupations in 2030 will require an associate's degree or higher
- 54 of the top 100 critical occupations in 2030 will require an associate's degree or higher
- 8 of Oklahoma's top 10 fastest growing critical occupations in 2030 will require an associate's degree or higher

# GRADUATES EMPLOYED IN OKLAHOMA AFTER GRADUATION

	Oklahoma Residents	Non-Residents who attend Oklahoma Institutions	Total Employment Rate
<b>1-Year after Graduation</b>	<b>89.7%</b>	<b>65.6%</b>	<b>83.7%</b>
<b>5-Years after Graduation</b>	<b>87.5%</b>	<b>61.5%</b>	<b>81.3%</b>

## **METHODOLOGY:**

Data match between OSRHE, OESC, and OTC records to determine percent of state system graduates who remain in the state and are employed in the state 1-Year and 5-Years after graduation.



# State System Strategic Planning





# QUESTIONS?

E-mail: [agarrett@osrhe.edu](mailto:agarrett@osrhe.edu)