



OKLAHOMA STATE SYSTEM
OF HIGHER EDUCATION

Improving our future by degrees

Agenda

October 19, 2023

NOTE

This document contains recommendations and reports to the State Regents regarding items on the October 19, 2023 special meeting agenda. For additional information, please call 405-225-9116 or to get this document electronically go to www.okhighered.org State System.

Materials and recommendations contained in this agenda are tentative and unofficial prior to State Regents' approval or acceptance on October 19, 2023.

OKLAHOMA STATE REGENTS FOR HIGHER EDUCATION
655 Research Parkway, Oklahoma City

A G E N D A

Thursday, October 19, 2023 at 9 a.m.
655 Research Parkway, Suite 200
Oklahoma City, Oklahoma
Chair Jack Sherry, Presiding

1. **Announce filing of meeting notice and posting of the agenda in accordance with the Open Meeting Act.**
2. **Call to order.** Roll call and announcement of quorum.
3. **Minutes of Previous Meetings.** Approval of minutes from the previous meetings.
4. **Comments from the Chair.** A brief comment on current activities. (No Action, No Discussion.)
5. **Comments from the Chancellor.** A brief comment on current activities. (No Action, No Discussion.)

ACADEMIC

6. **New Programs.**
 - a. University of Oklahoma. Approval to offer the Doctor of Philosophy in Learning Experience Design and Technology. Page 1.
 - b. Western Oklahoma State College. Approval to offer the Associate in Applied Science in Applied Animal Science. Page 5.
7. **Program Deletions.** Approval of institutional requests. Page 9.
8. **Teacher Education.** Inspired to Teach – Appointment of Advisory Committee Member. Page 11.
9. **Oklahoma’s Promise.** FY2025 Official Funding Estimate for the Oklahoma’s Promise Scholarship Program. Page 13.

FISCAL

10. **E&G Budget.** FY2025 Budget Needs Request. Page 23.
11. **Endowment.** Approval of June 30, 2023, market values, distribution schedules and report. Page 29.

12. **Master Lease.** Approval a project for submission to the Council of Bond Oversight for the Series 2023A Equipment issuance. Page 59.
13. **Contracts and Purchases.** Approval of contracts over \$100,000. Page 63.
14. **Investments.** Approval of Investment Managers. Page 65.

EXECUTIVE

15. **Policy.**
 - a. Approval of revisions to Chapter 1 (“Governance”) and Chapter 2 (“Administrative Operations”) of the OSRHE Policy and Procedures Manual. Page 67. (Supplement)
 - b. Approval of revisions to the Distance Education and Traditional Off-Campus Courses and Programs, Student Assessment and Remediation, and Professional Programs policies. Page 73. (Supplement)
 - c. Posting of revisions to the Institutional Admission and Retention policy. Page 75. (Supplement)
16. **Administrative Rules.** Posting of proposed permanent rule revisions for OneNet. Page 77.
17. **Preliminary Enrollment Report.** Acknowledge receipt of the Preliminary Enrollment Report. Page 81.
18. **Commendations.** Recognition of State Regents’ staff for service and recognitions on state and national projects. Page 89.

CONSENT DOCKET

19. **Consent Docket.** Approval/ratification of the following routine requests which are consistent with State Regents’ policies and procedures or previous actions.
 - a. Electronic Delivery. University of Oklahoma. Approval to offer the existing Graduate Certificate in Foundations of Business by electronic delivery. Page 91.
 - b. State Authorization Reciprocity Agreement. Ratification of institutional requests for annual renewal of participation in the State Authorization Reciprocity Agreement. Page 93.
 - c. Operations.
 - (1) Ratification of purchases over \$25,000. Page 95.
 - (2) Ratification of personnel changes relating to director level and above. Page 97.
 - (3) Approval of agency merit-based compensation plan. Page 102.1.

- d. Resolutions. Approval of resolutions honoring retiring staff. Page 103.

REPORTS

- 20. **Reports.** Programs. Acknowledge receipt of the Current Status Report on program requests. Page 105.
- 21. **Report of the Committees.** (No Action, No Discussion.)
 - a. Academic Affairs and Social Justice and Student Services Committee.
 - b. Budget and Audit Committee.
 - c. Strategic Planning and Personnel Committee and Technology Committee.
 - d. Investment Committee.
- 22. **Proposed Executive Session.** Page 107.
 - a. Possible discussion and vote to enter into executive session pursuant to 25 O.S. § 307(B)(4) for confidential communications between the board and its attorneys concerning: (1) Shepherd v. Oklahoma State Regents for Higher Education, et al., CJ-2020-2383, Oklahoma County District Court; (2) Black Emergency Response Team, et al. v. Drummond, et al., Case No. 5:21-cv-01022-G in the United States District Court for the Western District of Oklahoma; (3) Wisdom Ministries, Inc. v. Garrett, et al., Case No. 4:22-cv-00477-CVE in the United States District Court for the Northern District of Oklahoma; and (4) Larry Love University, Muskogee, if the board, with the advice of its attorney, determines that disclosure will seriously impair the ability of the board to process the claim or conduct a pending investigation, litigation, or proceeding in the public interest.
 - b. Enter into executive session.
 - c. Exit executive session and vote to re-enter open session.
 - d. Possible discussion and vote on items discussed in executive session.
- 23. **New Business.** Consideration of "any matter not known about or which could not have been reasonably foreseen prior to the time of posting the agenda."
- 24. **Announcement of Next Regular Meeting – The next regular meetings are scheduled to be held on Wednesday, December 6, 2023 at 10:30 a.m. and Thursday, December 7, 2023 at 9 a.m. at the State Regents office, 655 Research Parkway, Suite 200, Oklahoma City, OK.**
- 25. **Adjourn.**

The Oklahoma State Regents for Higher Education are committed to ensuring that persons with disabilities are able to access the State Regents' public meetings. If you will need specialized assistance for an upcoming State Regents' meeting, please e-mail your request to accessibility@osrhe.edu or call 405.225.9116 at least 24 hours prior to the meeting. We will make every reasonable effort to accommodate your needs.

Meeting of the
OKLAHOMA STATE REGENTS FOR HIGHER EDUCATION
October 19, 2023

AGENDA ITEM #6-a:

New Programs.

SUBJECT: University of Oklahoma. Approval to offer the Doctor of Philosophy in Learning Experience Design and Technology.

RECOMMENDATION:

It is recommended that the State Regents approve the University of Oklahoma's request to offer the Doctor of Philosophy in Learning Experience Design and Technology, via traditional delivery, with the stipulation that continuation of the program will depend upon meeting the criteria established by the institution and approved by the State Regents, as described below.

- **Doctor of Philosophy in Learning Experience Design and Technology.**
Continuation beyond Fall 2028 will depend upon meeting the following criteria:
Majors enrolled: a minimum of 12 students in Fall 2027; and
Graduates: a minimum of 3 students in 2027-2028.

BACKGROUND:

Academic Plan

Institutional Academic Plans are submitted annually to the State Regents, with acknowledgment of receipt, not endorsement. The University of Oklahoma's (OU) 2023-2024 Academic Plan is available at: <https://okhighered.org/admin-fac/academic-forms/>.

APRA Implementation

In August 1991, the State Regents launched the Academic Planning/Resource Allocation (APRA) initiative, which was based on the principle that institutional officials would prioritize their programs and activities, and then fund higher priority activities at levels that ensured quality. Since implementation, the APRA has served as a framework for institutions to shift resources from low priority, low producing, and duplicate academic programs to higher priority programs that address state and local workforce needs.

As a result of the APRA process, a net of 93 academic programs have been eliminated. After 30 years of documenting institutions' successful efforts to prioritize programs through APRA, along with recommendations from the Task Force on the Future of Higher Education to expand collaboration and limit program duplication, the Net Reduction table has been reset, beginning with the 2021-2022 academic year, to monitor the next 30 years of progress on this initiative.

Since 2021, OU has taken the following program actions in response to APRA:

10	Degree and/or certificate programs deleted
24	Degree and/or certificate programs added

Program Review

OU offers 351 degree and/or certificate programs as follows:

63	Certificates
0	Associate in Arts or Science Degrees
0	Associate in Applied Science Degrees
127	Baccalaureate Degrees
104	Master’s Degrees
57	Doctoral Degrees
0	First Professional Degrees

All of these programs were reviewed in the past five years with the exception of those programs with specialty accreditation. Programs with specialty accreditation are aligned with OU’s program review schedule as appropriate. Thus, if a professional program received a ten-year accreditation, it would not be reviewed for ten years, which is an approved exception to State Regents’ policy.

Program Development Process

OU’s faculty developed the proposal, which was reviewed and approved by institutional officials. OU’s governing board approved delivery of the Doctor of Philosophy (Ph.D.) in Learning Experience Design and Technology at their January 20, 2023 meeting. OU requests authorization to offer this program as outlined below.

POLICY ISSUES:

This action is consistent with the Oklahoma State Regents for Higher Education’s (OSRHE) Academic Program Approval policy.

ANALYSIS:

Doctor of Philosophy in Learning Experience Design and Technology

Program purpose. The proposed Ph.D. in Learning Experience Design and Technology (LXDT) program prepares graduates to fill academic roles such as tenure-track faculty, clinical instructors and researchers to teach LXDT courses, and mentor graduate students, who will join the LXDT profession.

Program rationale and background. LXDT has grown out of the traditional field known as Instructional Design and Technology (IDT) or Learning Design and Technology (LDT). In the past two decades, higher education saw a large increase in such programs. The proposed program will prepare students for jobs in academia (professional roles, faculty, and directorships), other education and training settings, government and military settings, and business and industry. Graduates of the LXDT program will also be prepared to take leadership positions as executive directors or other administrative roles that require LXDT specializations and expertise in organizations, companies, educational and training centers, and research institutes in various settings.

Employment opportunities. Instructional design is one of the top job fields in business, industry, government, military, healthcare, K-12, and higher education. The US. Bureau of Labor Statistics predicts an 11 percent increase in the job outlook between 2020 and 2030. It is estimated there will be 35,200 openings for training and development specialists each year for the next 10 years. In Oklahoma, LXDT jobs are even more demanding due to employment in government and military.

Student demand. The proposed program is expected to meet the enrollment and graduation standards by the established deadline prior to final approval by the State Regents as shown in the following table.

Productivity Category	Criteria	Deadline
Minimum Enrollment of majors in the program	12	Fall 2027
Minimum Graduates from the program	3	2027-2028

Duplication and impact on existing programs. The proposed program may share similar content to the following programs:

Institution	Existing Program
Oklahoma State University	Doctor of Philosophy in Education in Learning, Design, and Technology (435)

A system wide letter of intent was communicated by email on November 16, 2022. None of the State System institutions notified State Regents’ staff of a protest to the proposed program. Due to the growing demand in this field, approval will not constitute unnecessary duplication.

Delivery method and support services. The proposed Doctor of Philosophy in Learning Experience Design and Technology will be offered via traditional delivery. The library, classrooms, and equipment are adequate for the proposed program.

Meeting of the
OKLAHOMA STATE REGENTS FOR HIGHER EDUCATION
October 19, 2023

AGENDA ITEM #6-b:

New Programs.

SUBJECT: Western Oklahoma State College. Approval to offer the Associate in Applied Science in Applied Animal Science.

RECOMMENDATION:

It is recommended that the State Regents approve Western Oklahoma State College's request to offer the Associate in Applied Science in Applied Animal Science, via traditional and electronic delivery, with the stipulation that continuation of the program will depend upon meeting the criteria established by the institution and approved by the State Regents, as described below.

- **Associate in Applied Science in Applied Animal Science.** Continuation beyond Fall 2029 will depend upon meeting the following criteria:
Majors enrolled: a minimum of 17 students in Fall 2028; and
Graduates: a minimum of 5 students in 2028-2029.

BACKGROUND:

Academic Plan

Institutional Academic Plans are submitted annually to the State Regents, with acknowledgment of receipt, not endorsement. Western Oklahoma State College's (WOSC) 2023-2024 Academic Plan is available at: <https://okhighered.org/admin-fac/academic-forms/>.

APRA Implementation

In August 1991, the State Regents launched the Academic Planning/Resource Allocation (APRA) initiative, which was based on the principle that institutional officials would prioritize their programs and activities, and then fund higher priority activities at levels that ensured quality. Since implementation, the APRA has served as a framework for institutions to shift resources from low priority, low producing, and duplicate academic programs to higher priority programs that address state and local workforce needs.

As a result of the APRA process, a net of 93 academic programs have been eliminated. After 30 years of documenting institutions' successful efforts to prioritize programs through APRA, along with recommendations from the Task Force on the Future of Higher Education to expand collaboration and limit program duplication, the Net Reduction table has been reset, beginning with the 2021-2022 academic year, to monitor the next 30 years of progress on this initiative.

Since 2021, WOSC has taken the following program actions in response to APRA:

3	Degree and/or certificate programs deleted
0	Degree and/or certificate programs added

Program Review

WOSC offers 23 degree and/or certificate programs as follows:

6	Certificates
11	Associate in Arts or Science Degrees
6	Associate in Applied Science Degrees
0	Baccalaureate Degrees
0	Master's Degrees
0	Doctoral Degrees
0	First Professional Degrees

All of these programs were reviewed in the past five years with the exception of those programs with specialty accreditation. Programs with specialty accreditation are aligned with WOSC's program review schedule as appropriate. Thus, if a professional program received a ten-year accreditation, it would not be reviewed for ten years, which is an approved exception to State Regents' policy.

Program Development Process

WOSC's faculty developed the proposal, which was reviewed and approved by institutional officials. WOSC's governing board approved delivery of the Associate in Applied Science in Applied Animal Science at their August 8, 2023 meeting. WOSC is currently approved to offer 15 degree and certificate programs through electronic delivery. WOSC requests authorization to offer this program as outlined below.

POLICY ISSUES:

This action is consistent with the Oklahoma State Regents for Higher Education's (OSRHE) Academic Program Approval and the Distance Education and Traditional Off-Campus Courses and Programs policies.

ANALYSIS:

Associate in Applied Science in Applied Animal Science

Program purpose. The proposed Associate in Applied Science in Applied Animal Science program will provide students with applicable knowledge and skills needed for animal care, production, and management of domestic livestock and companion animal species.

Program rationale and background. WOSC offers high quality courses designed to fulfill the lower level requirements before a student transfers to a 4-year university and prepares students to enter the workforce in a competitive job market. The proposed program prepares students to enter the workforce upon graduation. Although this degree is not intended for university transfer, all general education and some agriculture courses will count toward a bachelor's degree at a 4-year institution. Western's Agriculture Department is fortunate to have the support of an Agriculture Advisory Board, which is comprised of area farmers, ranchers, and agribusiness professionals who support the Department via fundraising for academic

scholarships and provide advice, expertise, and feedback from an industry perspective to assist with guiding the growth of the Agriculture program.

Employment opportunities. According to the US Bureau of Labor Statistics (USBLS), approximately 80,900 openings for animal care and service workers are projected each year for the next decade. Many of these openings are expected to result from the need to replace workers who transfer to different occupations or exit the labor force. Numerous employment opportunities in this field are available throughout the state of Oklahoma. The USBLS also reports the overall employment of animal care and service workers is projected to grow 29 percent from 2021 to 2031.

Student demand. The proposed program is expected to meet the enrollment and graduation standards by the established deadline prior to final approval by the State Regents as shown in the following table.

Productivity Category	Criteria	Deadline
Minimum Enrollment of majors in the program	17	Fall 2028
Minimum Graduates from the program	5	2028-2029

Duplication and impact on existing programs. There are no Associate in Applied Science in Applied Animal Science programs in Oklahoma. A system wide letter of intent was communicated by email on June 7, 2023. None of the State System institutions notified State Regents’ staff of a protest to the proposed program. Due to the uniqueness of the program, approval will not constitute unnecessary duplication.

Delivery method and support services. The proposed Associate in Applied Science in Applied Animal Science will be offered via traditional and electronic delivery. WOSC utilizes Canvas as its learning management system to deliver program content for online courses. The following features in Canvas facilitate student learning: discussion boards, assignment submission, resources, and direct messaging between instructors and students. Canvas contains a calendar/alerts notification component which provide reminders and prompts to students regarding due dates. The library, classrooms, and equipment are adequate for the proposed program.

Online Pedagogy and Training. Faculty who teach in online environments complete training in both the technical tools as well as pedagogical design. In addition, professional development sessions throughout the year offer faculty supplemental training on the latest online teaching techniques. WOSC is a member of Quality Matters (QM). QM is a global organization leading quality assurance in online and innovative digital teaching and learning environments through research-supported and practice-based quality standards, as well as peer review and certification of quality in online education. The State Regents support institutional membership to ensure online programs meet QM standards.

Meeting of the
OKLAHOMA STATE REGENTS FOR HIGHER EDUCATION
October 19, 2023

AGENDA ITEM #7:

Program Deletions.

SUBJECT: Approval of institutional requests.

RECOMMENDATION:

It is recommended that the State Regents approve the following request for program deletion as described below.

BACKGROUND:

Oklahoma State University – Oklahoma City (OSU-OKC) requests authorization to delete the program listed below:

- Associate in Applied Science in Applied Technology (080)

POLICY ISSUES:

This action is consistent with the Oklahoma State Regents for Higher Education’s Academic Program Approval policy.

ANALYSIS:

OSU-OKC requests authorization to delete the Associate in Applied Science in Applied Technology (080), beginning immediately. This program was approved at the May 30, 2003 State Regents’ meeting. OSU-OKC reports:

- Deletion of the degree program under the program code 080 is occurring at the same time as the program is transferred to the statewide CIP code of 875.
- There are 339 students enrolled in the program and they will be able to continue their studies under the new program code with no interruptions.
- The transition to the program code 875 will enable better statewide tracking of data.
- No courses will be deleted.
- No funds are available for reallocation.

Meeting of the
OKLAHOMA STATE REGENTS FOR HIGHER EDUCATION
October 19, 2023

AGENDA ITEM #8:

Teacher Education.

SUBJECT: Inspired to Teach – Appointment of Advisory Committee Member.

RECOMMENDATION:

It is recommended that the State Regents approve the recommended appointment of Advisory Committee Member for the Inspired to Teach Program.

BACKGROUND:

The Inspired to Teach Program was created during the 2022 legislative session, with the passage of HB 3564. The purpose of the program is to address the teacher shortage in the state of Oklahoma and provide a pipeline of quality and effective teachers for the public schools of this state. The Oklahoma State Regents for Higher Education was charged with administering and maintaining this scholarship and incentive program to encourage the preparation of public-school teachers (Pre-K through 12th grade) at all accredited state public and private higher education institutions.

Inspired to Teach allows students who have graduated from an Oklahoma high school and who declare teacher education as a major in college to receive a scholarship over the duration of their matriculation as long as they maintain satisfactory academic progress (SAP), a 2.5 GPA and full-time enrollment. Participants can receive awards up to \$5,500, and if they remain and teach in an Oklahoma (Pre-K through 12th grade) public school for five consecutive years, they will receive a \$4,000 award each year of service up to five years - not to exceed a total of \$20,000. This program provides an effective, comprehensively prepared teacher for Oklahoma public school students.

POLICY ISSUES:

The legislation (70 O.S. § 698.1 (B)) mandates that State Regents' teacher education staff establish an advisory committee comprised of educators, teacher education faculty, public school representatives, and a representative of the Oklahoma State Department of Education (OSDE). The purpose of the committee is to provide recommendations and help to improve the effectiveness of the Inspired to Teach Program. This advisory committee will prepare and deliver a report on the Inspired to Teach Program to the Oklahoma State Legislature on or before July 1 each year.

ANALYSIS:

The Inspired to Teach Program became effective July 1, 2022. The Inspired to Teach advisory committee, commenced in Spring 2023, after the appointment of the original nine committee members was approved by the State Regents at their February 9, 2023 meeting. The committee met twice during the spring semester, once in person and once virtually, and provided invaluable recommendations to the Oklahoma Teacher Connection (OTC) division in the drafting of the inaugural annual report. The Inspired to Teach advisory committee is scheduled to convene during the fall semester for additional feedback prior to the start of the spring semester.

The former OSDE Advisory Committee Member, Susan Pinson, has transitioned into a new role at the Office of Educational Quality and Accountability (OEQA). The following individual is recommended to serve as her replacement on the Advisory Committee:

Committee Member	Title	Institution	Representation
Autumn Kouba, M.Ed.	Program Manager, Teacher Recruitment and Retention	Oklahoma State Department of Education	Required OSDE Representative

Meeting of the
OKLAHOMA STATE REGENTS FOR HIGHER EDUCATION
October 19, 2023

AGENDA ITEM #9:

Oklahoma's Promise.

SUBJECT: FY2025 Official Funding Estimate for the Oklahoma's Promise Scholarship Program.

RECOMMENDATION:

It is recommended that the State Regents provide to the State Board of Equalization a funding estimate of \$71.8 million for the Oklahoma's Promise scholarship program for fiscal year 2025. It is further recommended that \$67.7 million of the funding estimate be allocated from the General Revenue Fund with the remaining \$4.1 million funded from the program's trust fund reserves.

BACKGROUND:

Oklahoma's Promise was created by the Oklahoma Legislature in 1992. The program is designed to increase the education attainment level of Oklahoma's population by providing an incentive for more students to aspire for college, prepare themselves academically in high school, and ultimately earn a college degree or other postsecondary credential.

Students must enroll in the program in the 8th, 9th, 10th or 11th grade. Beginning in the 2022-2023 school year, there are three levels of income eligibility based on the number of dependent children in the family. Students are eligible to enroll in the program if the federal adjusted gross income of the student's parent(s) does not exceed:

- \$60,000 per year for parents who have one or two dependent children;
- \$70,000 per year for parents who have three or four dependent children; or
- \$80,000 per year for parents who have five or more dependent children.

To earn the scholarship, students must complete a 17-course college preparatory curriculum, achieve at least a 2.50 GPA in the required core curriculum and a 2.50 GPA overall, attend school regularly, and refrain from substance abuse or delinquent acts. Students completing the requirements are eligible for a scholarship equal to public college tuition. In college, students are subject to an annual family income check at \$100,000. To retain the scholarship in college, students must also meet certain academic and conduct requirements.

During the 2007 session, the Oklahoma Legislature passed SB 820 providing a dedicated funding process to ensure full and stable financial support for the program. The implementation of a dedicated funding process for the Oklahoma's Promise program was a long-standing legislative goal of the State Regents.

By statute, the State Regents must provide a funding estimate to the State Board of Equalization no later than November 1 of each year. The funding estimate is for the fiscal year that begins the following July 1. The seven-member State Board of Equalization is comprised of the Governor, Lieutenant Governor, State Auditor and Inspector, State Treasurer, Attorney General, Superintendent of Public Instruction, and the President of the Board of Agriculture. The Board is responsible for certifying the total amount of funds

that the Legislature can appropriate from the state's General Revenue Fund. The Board also has the responsibility to determine the amount of revenue necessary to fund the Oklahoma's Promise scholarships and subtract that amount from the total funds available for appropriation from the General Revenue Fund.

Following are significant changes made to the program in the past five years:

2017-2018

- Application family income limit increased from \$50,000 to \$55,000 (statutory; first increase since 2000).
- Use of scholarship expanded to include most Career Tech programs (statutory).

2018-2019

- Prohibited scholarship payments for remedial, non-credit courses (statutory).
- Required an annual check of \$100,000 family income limit for Oklahoma's Promise college students rather than the previous one-time check when the student was an incoming freshman (statutory).
- Cap of 129 college credit hours placed on the scholarship beginning with the 2018 high school graduating class (cap mandated by statute; specific 129-hour limit set by State Regents in rules).

2021-2022

- Application family income limit increased from \$55,000 to \$60,000 (statutory).
- Application period expanded to include the 11th grade (statutory; previously grades 8 – 10).

2022-2023

- Application family income limit modified and increased based on the number of dependent children (statutory).
 - \$60,000 per year for parents who have one or two dependent children;
 - \$70,000 per year for parents who have three or four dependent children; or
 - \$80,000 per year for parents who have five or more dependent children.

POLICY ISSUES:

The Oklahoma's Promise program plays an important role in the State Regents' goal to increase the proportion of Oklahoma's population earning a college degree or other postsecondary credential.

ANALYSIS:

Fiscal Year 2024-2025 Funding Estimate

Based on current data and projections, the funding estimate for the Oklahoma's Promise program in 2024-2025 is \$71.8 million, an increase of \$4.1 million or six percent from the 2023-2024 funding level of \$67.7 million. [Note: The State Regents recommend that an amount equivalent to the \$4.1 million increase be funded from the program's trust fund reserve in FY2025. The remaining \$67.7 million recommended to be allocated from the General Revenue Fund in FY2025 would be the same as the amount allocated to the program from the General Revenue Fund in FY2024.] The number of students expected to receive an Oklahoma's Promise award in 2024-2025 is about 15,500.

Factors taken into consideration to calculate the estimate include:

- Enrollment rates of 8th, 9th, 10th, and 11th grade students in the program.

- The rate at which Oklahoma's Promise students complete the high school requirements to be eligible for the scholarship.
- High school-to-college-going rates.

Note: COVID appears to have negatively impacted the direct-from-high school-to-college rates of the 2020 and 2021 high school graduating classes of Oklahoma's Promise students. The college-going rate of 2020 high school graduates in 2020-2021 was 68 percent, down 5 percent from the 73 percent rate of 2019 high school graduates in 2019-2020 (the largest single year decline in the history of the program). The 2021 and 2022 high school graduating classes had similar lower college-going rates of 67 percent.

- Student enrollment patterns at colleges in Oklahoma.
- Student persistence/award-retention rates in college.
- The number of college semester credit hours in which students enroll.
- The tuition rates at each institution.
- Estimated tuition increases for 2024-2025.

High School Student Enrollment in Oklahoma’s Promise

The number of high school students enrolling in Oklahoma’s Promise declined steadily from 10,600 in 2012 to 8,000 in 2019. Enrollment then grew to about 8,400 in the high school graduating classes of 2020, 2021 and 2022, reflecting the increase in the application family income limit from \$50,000 to \$55,000. Enrollment in the 2023 graduating class increased significantly to 9,200 due to two primary changes – a further increase in the application family income limit from \$55,000 to \$60,000 and the expansion of the application period to the 11th grade.

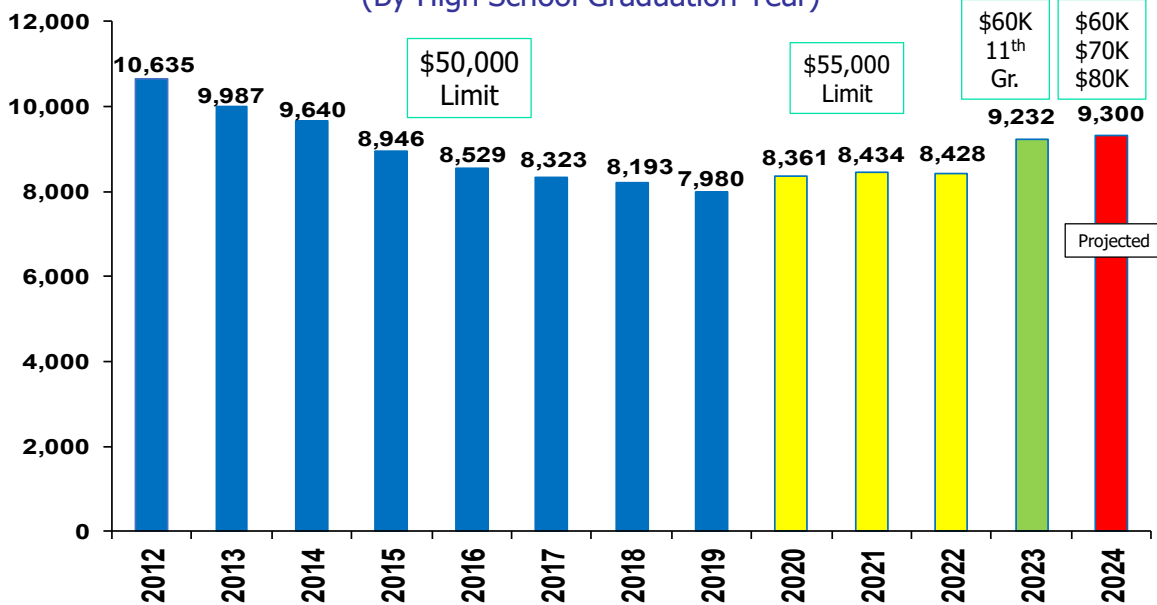
Additional higher income eligibility categories for families with higher numbers of dependent children were added in 2022-2023 for the 2024 graduating class. However, current projections indicate that the 2024 class will be similar in size to the 2023 class. The number of applications submitted in the new higher income categories was relatively small:

- 92% of applicants reported income under \$60,000 (1-2 children)
- 6% of applicants reported income of \$60,000 – \$70,000 (3-4 children)
- 2% of applicants reported income of \$70,000 – \$80,000 (5 or more children).



OKPromise High School Enrollment

(By High School Graduation Year)



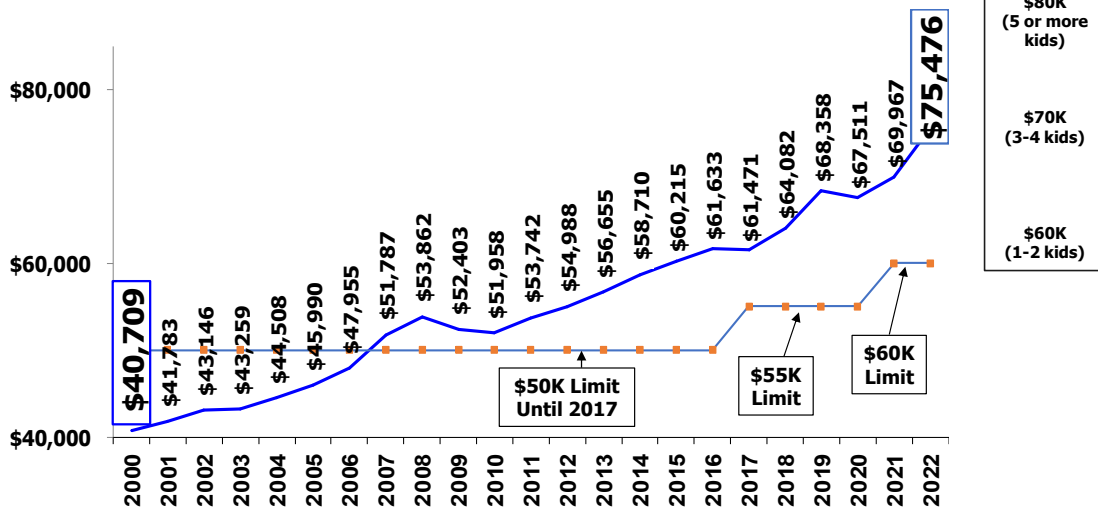
As of 9/21/2023

Oklahoma Median Family Income

The lack of student enrollment growth for the 2024 graduating class, despite higher income eligibility limits for larger families, also appears to have been impacted by recent significant increases in Oklahoma’s median family income. As COVID hit in 2020, median family income dropped modestly from about 68,400 to \$67,500. However, after 2020, income grew to nearly \$70,000 in 2021 and rose sharply to over \$75,000 in 2022. In just two years from 2020 to 2022, median family income grew by nearly \$8,000 or 12 percent, thus reducing the number of families within the program income eligibility limits.



Oklahoma Median Family Income (50th Percentile)



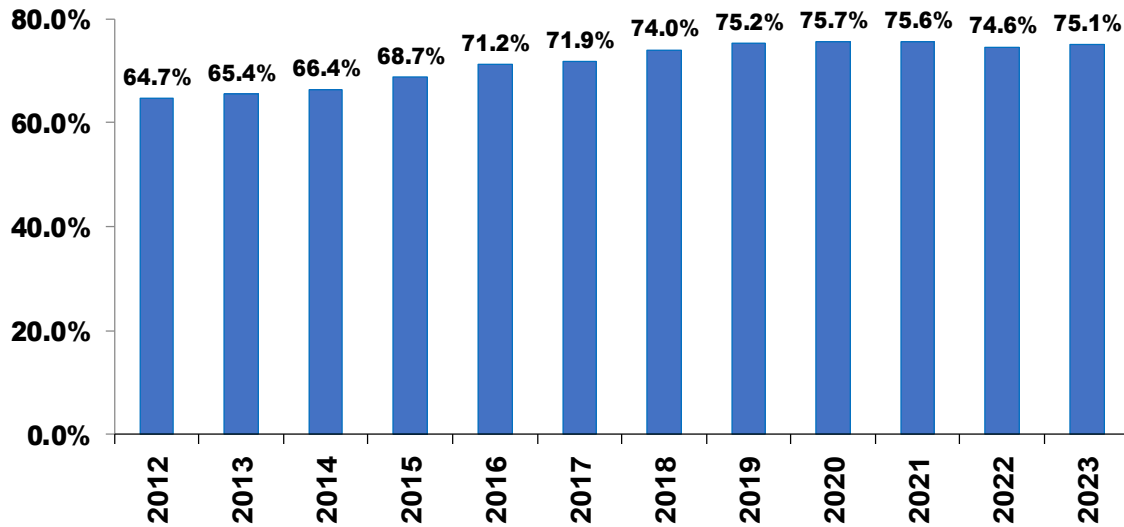
Source: US Census Bureau, 2000, 2010, 2020 Census, American Community Survey, 2001-2022

High School Requirement Completion Rates of Oklahoma's Promise Students

Between 2013 and 2019 the proportion of enrolled students who successfully completed the program's high school requirements to be eligible for the scholarship increased by ten percentage points from 65 percent to 75 percent. Since 2019, the completion rates have remained steady at about 75 percent.



High School Requirement Completion Rates (by grad year)



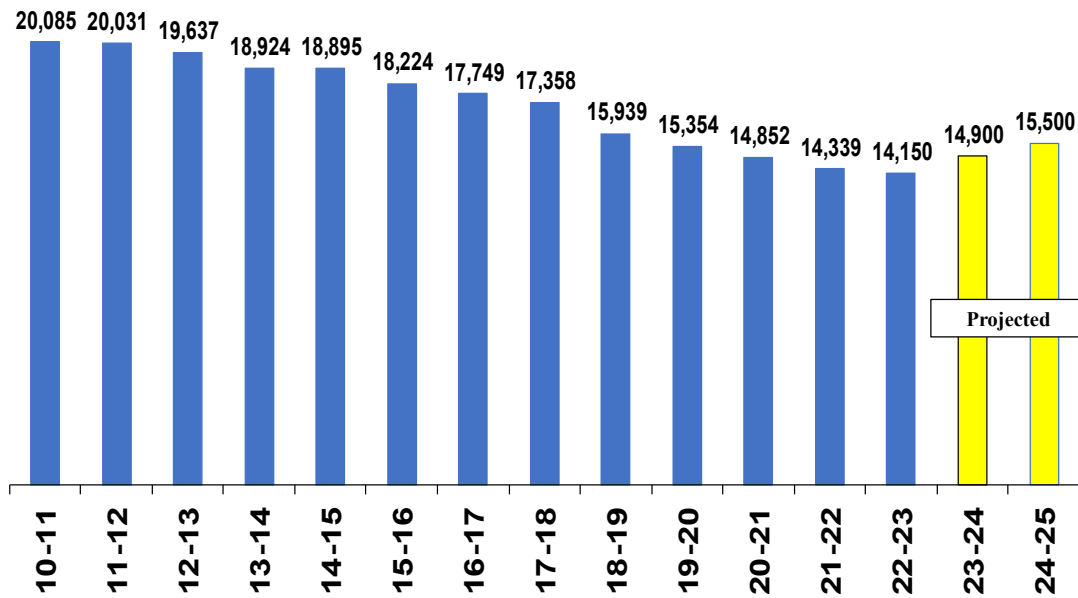
As of 9/18/2023

Projected Scholarship Recipients

The number of scholarship recipients declined significantly over the past thirteen years. Due in large part to the 2017 legislative fiscal reforms, the largest single year drop was in 2018-2019 which saw a reduction of 1,400 or eight percent compared to 2017-2018. However, the projected number of scholarship recipients is expected to begin increasing annually in 2023-2024 with growth of over 700 recipients in 2023-2024 and another 600 in 2024-2025.



Scholarship Recipients



As of 9/21/23

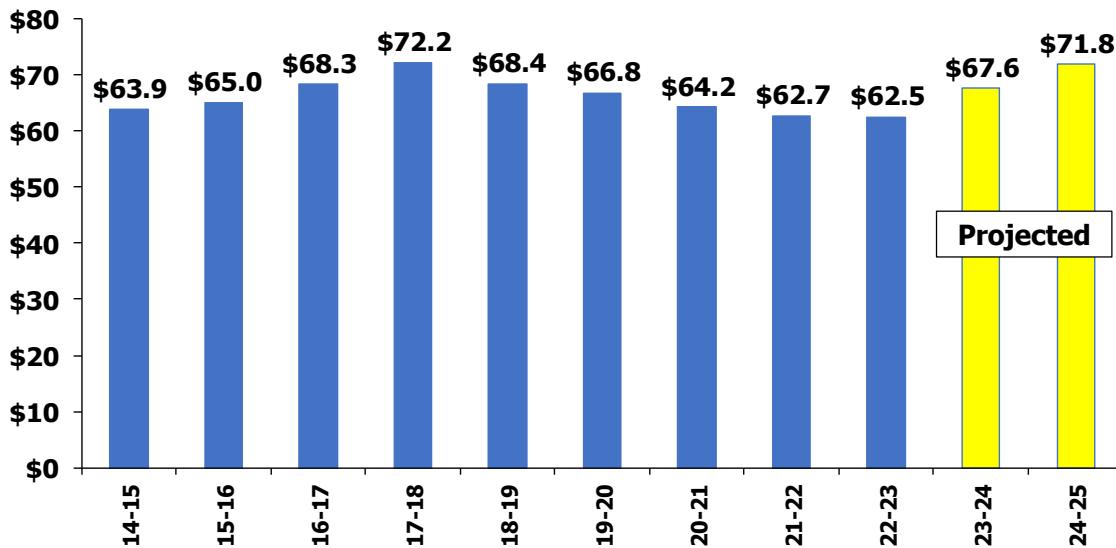
Scholarship Expenditures

From 2017-2018 to 2022-2023, annual scholarship expenditures decreased from \$72.2 million to \$62.5 million, a decline of \$9.7 million or thirteen percent. Two primary factors contributed to the cost savings – (1) the implementation of statutory fiscal reforms approved by the Legislature in 2017, and (2) an increase in the number of state system institutions not raising tuition. Expenditures are projected to begin increasing annually in 2023-2024, rising to 67.6 million in the current year and to \$71.8 million in 2024-2025.



Scholarship Expenditures

(In \$ millions, by academic year)



As of 9/22/2023

Sources of Funding and Year End Trust Fund Balances

As shown below, the program’s trust fund had a balance of \$28.7 million at the end of FY2023. For FY2024, no funds from the trust fund reserve are expected to be expended and the program’s trust fund balance is projected to be about \$29.5 million by June 30, 2024, equal to about 44 percent of FY2024 funding. Of the \$71.8 million funding estimate for FY2025, it is recommended that \$67.7 million be allocated from the General Revenue Fund with the remaining \$4.1 million funded from the program’s trust fund reserves. If approved, the projected trust fund reserve balance is projected to decrease to \$25.4 million by June 30, 2025, equivalent to about 35 percent of FY2025 funding.

Oklahoma's Promise
Funding Sources / Year End Trust Fund Balances

Fiscal Year	Funding Estimate	From General Revenue	Budgeted From Trust Fund	June 30 Trust Fund Balance	Balance as % of Funding
FY'2011 actual	\$57,000,000	\$57,000,000		\$15,626,849	27.4%
FY'2012 actual	\$63,200,000	\$63,200,000		\$20,121,256	31.8%
FY'2013 actual	\$63,000,000	\$57,000,000	\$6,000,000	\$19,852,259	31.5%
FY'2014 actual	\$62,700,000	\$57,000,000	\$5,700,000	\$12,400,074	19.8%
FY'2015 actual	\$61,000,000	\$57,000,000	\$4,000,000	\$4,910,968	8.1%
FY'2016 actual	\$61,700,000	\$59,000,000	\$2,700,000	\$649,223	1.1%
FY'2017 actual	\$67,800,000	\$67,800,000	\$0	\$521,449	0.8%
FY'2018 actual	\$74,300,000	\$74,300,000	\$0	\$2,120,053	2.9%
FY'2019 actual	\$76,800,000	\$76,800,000	\$0	\$10,867,838	14.2%
FY'2020 actual	\$77,300,000	\$77,300,000	\$0	\$22,600,628	29.2%
FY'2021 actual	\$72,400,000	\$70,000,000	\$2,400,000	\$29,066,612	40.1%
FY'2022 actual	\$69,400,000	\$65,400,000	\$4,000,000	\$32,795,857	47.3%
FY'2023 actual	\$64,800,000	\$58,800,000	\$6,000,000	\$28,744,145	44.4%
FY'2024 estimated	\$67,700,000	\$67,700,000	\$0	\$29,500,000	43.6%
Total Budgeted From Trust Fund FY'13 to FY'24			\$30,800,000		
FY'2025 estimated	\$71,800,000	\$67,700,000	\$4,100,000 *	\$25,400,000 *	35.4%
FY'2026 estimated	\$75,400,000				
FY'2027 estimated	\$78,800,000				

*Of the \$71.8 million funding estimate for FY2025, it is recommended that \$67.7 million be allocated from the General Revenue Fund with the remaining \$4.1 million funded from the program’s trust fund reserves.

Meeting of the
OKLAHOMA STATE REGENTS FOR HIGHER EDUCATION
October 19, 2023

AGENDA ITEM #10:

E&G Budget.

SUBJECT: FY2025 Budget Needs Request.

RECOMMENDATION:

It is recommended that the State Regents approve a request for state appropriations for FY2025 in the amount of \$1,126.2 million, representing an increase of \$122.4 million, or 12.2 percent, for support of the Oklahoma State System of Higher Education. The State Regents are also requested to approve an FY25 capital revolving liquidity facility appropriation request of \$200.0 million.

BACKGROUND:

Pursuant to Article 13-A, §2 of the Oklahoma Constitution and state budget law O.S. 62 §34.36, the State Regents are required to determine a budget needs recommendation for presentation annually to the Oklahoma Legislature and the Governor. In 2016, the Legislature adopted a change in the law (S.B. 1030) to extend the submission of budget requests from one fiscal year to three fiscal years; thus, this recommendation covers the period of FY2025 through FY2027, using the FY2024 appropriation as the base year.

It is recommended that the State Regents approve a budget request for approximately \$1,126.2 million in total funding for FY2025 operations. This is an increase of approximately \$122.4 million above the current FY2024 level of \$1.003 million for operations. The estimated incremental increase for FY2026 is \$112.4 million for a total appropriation of \$1,238.6 million. The estimated incremental increase for FY2027 is \$77.7 million for a total appropriation of \$1,316.3 million.

ANALYSIS:

FY25 BUDGET NEEDS REQUEST:	\$122.4 MILLION
-----------------------------------	------------------------

The State Regents have a constitutional duty under Article 13-A, §2 of the Oklahoma Constitution and state budget law O.S. 62 §34.36 to determine and recommend to the Oklahoma Legislature and the Governor each year a budget that states the needs of Oklahoma State System of Higher Education. Each year, the state system colleges and universities complete and submit to the State Regents a Budget Needs Survey that outlines each institution's budget needs for the upcoming fiscal year. According to the aggregated Budget Needs Surveys for FY25, state system colleges and universities have requested an additional \$630 million above the FY24 state appropriation. In prioritizing the needs of the State System as submitted by our colleges and universities, the State Regents have developed an FY25 Budget Need Proposal of \$122.4 million (12.2%) above the current FY24 state appropriation of \$1.003 million.

The FY25 Budget Need Proposal is outlined in separate sections.

This funding request will support the critical workforce demands facing our state, student success and college degree completion initiatives while also addressing current operating budget obligations that support Oklahoma’s colleges and universities in their efforts to ensure students have access to quality higher education opportunities. The following initiatives support the strategic objectives of excellence, efficiency and effective delivery of higher education programs and services.

LEGISLATIVE INITIATIVES AND PROGRAMMING:

\$9.5 MILLION

Annualized funding is requested for two continuing scholarship programs that were developed through legislative action and include the following:

A. Oklahoma Future Teacher Scholarship and Employment Incentive Program: \$8,500,000

The “Inspired to Teach” program offers qualified Oklahoma students an opportunity to earn scholarships as they complete education degrees and employment benefits as they complete years of service within Oklahoma’s PK-12 schools. This funding will ensure the ability to meet demand of the benefits provided through the program for teacher candidates and those employed after graduation and licensure. Funding is intended to reach the targets for full funding.

B. Concurrent Enrollment Tuition Waiver Program: \$975,818

The concurrent enrollment tuition waiver program continues to have an increase in participation. In FY22 the program saw 14,636 students enrolled and generated over 141,300 credit-hours. This funding request will provide reimbursement for waivers provided to all qualified high school senior and junior students and provide resources for any program adjustments resulting from the review by the working group.

CRITICAL WORKFORCE DEVELOPMENT INITIATIVES:

\$41.5 MILLION

In its most recent strategic plan for 2019-2022, the Governor’s Council on Workforce and Economic Development (GCWED) concluded that Oklahoma is facing sizable skill gaps in critical demand occupations in Oklahoma’s key industry sectors and that Oklahoma’s current educational attainment levels do not meet the state’s current and future workforce demands ([Governor’s Council for Workforce and Economic Development Strategic Plan](#)). Oklahoma’s public colleges and universities are uniquely positioned to assist in the state’s efforts to align Oklahoma’s educational attainment levels with workforce needs, as urgently called for by the GCWED, the Oklahoma Department of Commerce and Oklahoma employers. Targeted increases in state fiscal support for higher education are needed to produce the graduates needed to meet these workforce demands.

The State Regents’ FY25 system-wide budget request includes investments in strategic initiatives that align with Oklahoma’s projected workforce needs in Healthcare, Science, Technology, Engineering, and Math (STEM) fields, and adult degree completion.

A. STEM-Related Degree Fields: \$11,500,000

Investment in Science, Technology, Engineering and Mathematics (STEM) disciplines is a critical component in the production of graduates needed to align with the projected occupational demands for our state. Robust STEM disciplines are focused on providing critical-thinking skills, research and investigative skills, problem-solving, communications, teambuilding and collaboration leading to thriving innovation. This funding request will be targeted to maximize access and tools required

for increased participation in high-quality STEM education. Strategies employed by our institutions will include efforts to attract students to STEM disciplines, providing flexibility and resources necessary for innovation in the classroom and student support systems to be successful in the STEM disciplines.

B. Healthcare Workforce Development

i. Nursing Workforce Needs: \$10 million

Oklahoma's state system institutions produced approximately 2,357 degrees at all levels in nursing during the 2021-22 academic year. Oklahoma Works notes that current pre-licensure nursing education capacity is not meeting demand in Oklahoma. Issues identified by Oklahoma Works in meeting Oklahoma's nursing workforce needs include: the inability of nursing education programs to meet increased demands due to lack of nursing faculty in Oklahoma; the relatively low percentage of RNs prepared at the Bachelor of Science in Nursing (BSN) degree level; and the limited capacity of Oklahoma's graduate nursing education programs for the preparation of Advanced Practice Registered Nurses [Certified Nurse Practitioners (CNP), Clinical Nurse Specialists (CNS), Certified Nurse Midwives (CNM), and Certified Registered Nurse Anesthetists (CRNA)].

An additional \$10 million in new funding is requested for FY24 to solidify the foundation needed for increasing state system capacity to deliver nursing education programs that will help meet the critical shortage of RNs in Oklahoma. This funding request will provide flexibility to colleges and universities to address their respective institutional needs with regard to nursing programs, such as support for qualified faculty recruitment and retention to expand the number of nursing students served.

ii. Physician Residency Capacity Expansion: \$10 million

Oklahoma currently ranks 48th in the nation in the number of active physicians per capita (209.6/100,000), according to the latest report from the Association of American Medical Colleges (AAMC, [Oklahoma Physician Workforce Profile](#), 2021). The Oklahoma State Department of Health's 2022 map of Primary Health Care Professional Shortage Areas in Oklahoma shows that 73 of Oklahoma's 77 counties are currently experiencing a health professional shortage of some type.

Strategies to improve Oklahoma's physician supply through strengthening graduate medical education (GME) is critical to improving health outcomes for our citizens. Investments in funding for physician faculty teaching time, the cost of resident labor, as well as program administration costs such as recruitment, accreditation, and malpractice insurance, are needed to increase the capacity of the University of Oklahoma Health Sciences Center (OUHSC) and the Oklahoma State University Center for Health Sciences (OSUCHS) to produce additional qualified physicians in Oklahoma.

This funding request will help fund the expansion of GME capacity at OUHSC and OSUCHS, providing support for the vital infrastructure needed for medical preparation programs across the state. The goals of this initiative are to provide additional physician residency slots in Oklahoma, to help incentivize physicians to continue their post-residency practice within the state, and to strengthen the foundation of these programs to meet the growing demand for healthcare professionals.

C. Adult Degree Completion (Reach Higher) Student Initiatives: \$10,000,000

Reaching the goal of increasing the number of degree-holders in our state to fill the critical skills gap demands of employers is becoming increasingly important in a state with a shortage of skilled labor. To encourage Oklahoma’s “some college, no degree” adults to return to higher education to complete their degree, the State Regents launched the Reach Higher adult degree completion program in 2007. Reach Higher is designed to help adults who have earned some college credit complete a degree, and directs students to degree programs aligned with Oklahoma’s critical occupations.

With an increase in funding, this program will increase outreach and recruitment of these targeted students and equip our colleges and universities in supporting the unique needs of adult students returning to college after pauses in their enrollment. Additionally, adult students face unique challenges in attending college, whether it is initial enrollment or returning to college to finish a degree. Common barriers to adult degree attainment include lack of disposable income to cover the costs of tuition, fees, and books, which often increases the need to obtain student loans, child care and family obligations, and part-time or full-time employment obligations. As Oklahoma’s adult students contend with these barriers, prioritizing educational expenses is difficult. Past research on financial needs for Oklahoma students found that scholarships of up to \$1,000 per semester were significantly related to motivating students to finish their college degree.

In FY-23, the State Regents began a scholarship program designed for adult-learners. We are requesting additional funding of \$10,000,000 for FY-25 to expend efforts to address the needs of this specific learning population. The funding will provide scholarship funds to state system colleges and universities to target additional adult students near degree completion or needing industry-recognized micro-credentials or certificates to increase employment opportunities. Resources for program development and implementation are also included in the request.

INSTITUTIONAL EXCELLENCE and STUDENT SUCCESS

\$71.4 MILLION

A. Performance-Based Allocations: \$40.7 million

This request includes discretionary funding for our college and universities to address operating obligations that include faculty salaries, health insurance, utilities, risk management costs, library acquisitions, equipment and supplies. Investment in instruction will help maintain quality educational opportunities required for our students to succeed in an ever-changing global environment. Funds are intended to be budgeted according to the needs of each institution in areas consistent with strategic goals of the system and each institution.

B. Risk Management Cost Increases: \$12.5 million

In recent years, premium costs for the system, particularly in property and casualty coverage have experienced increases much higher than earlier trends. While not unique to higher education, it is vital that such costs are identified and addressed to minimize the need to maintain adequate coverage at the expense of other critical programming. The request is made in anticipation of continued increases and will be carefully monitored, including tracking any legislative efforts to reform the current structure.

C. Student Success and Support Services: \$12.5 million

The primary focus in supporting student success is to achieve more college graduates. This funding will support our institutions in their abilities to ensure student access and success. Student support services are used to provide students with programs to develop the academic skills needed to succeed. Strategies employed by our institutions include promoting college readiness, transforming remediation through corequisite instruction, strengthening pathways for degree completion, development and expansion of career navigator services and breaking down barriers for low-income, first generation and other diverse student populations.

D. State System Collaboration and Consolidation Assistance Fund: \$5.0 million

Innovation and collaboration are important components to the viability of our system. As our institutions continue to promote projects that include collaboration among strategic partners, this funding will be used to provide incentives and start-up funding that in time will lead to long-term efficiencies within our state system. Examples include the use of shared faculty, purchasing consortiums, and system consolidations. The fund would be available for use in a similar fashion as the School Consolidation Assistance Fund within the State Department of Education.

E. State System Shared Services, Innovations and Educational Resources: \$750,000

The use of shared services including people, processes, and technologies to achieve efficiencies will be a priority in the coming fiscal year. This funding will be used to incentivize and encourage shared services centers when determined to be beneficial and cost-effective for the state system.

CAPITAL AND SPECIAL FUNDING:	\$200 MILLION
-------------------------------------	----------------------

Deferred maintenance and capital needs are present at every system institution. The funding request contemplates one-time capitalization of a revolving liquidity facility structure which will provide resources for institutions to access through application. Funds are to be allocated for deferred maintenance and other capital projects based on a priority structure. Allocation arrangements will include payback schedules to ensure funds will be available over time. Anticipated uses of allocated funds include deferred maintenance, Americans with Disabilities Act (ADA) compliance requirements, campus security, cyber security and other special circumstances. A summary of the budget need request is provided in the following chart.

OSRHE 2024 Legislative Session Funding Request Summary

	FY-24 Base	Request	FY-25 Appropriation
FY-24 HB 1004X Appropriation			\$1,003,794,375

Legislative Initiative and Programming				
1B	Inspired to Teach Program Full Funding	34,778,500	8,500,000	43,278,500
9C	Concurrent Enrollment Participation Expansion	19,516,350	975,817	20,492,167
			Subtotal Legislative Initiative and Programming	\$9,475,817

Strategic Funding				
Critical Workforce Needs			Subtotal	41,500,000
1B	STEM and Other Critical Workforce Degrees and Credentials	11,500,000	11,500,000	23,000,000
1F	Nursing Direct Instruction and Workforce Needs Response	33,262,483	10,000,000	43,262,483
1B	Medical Residents and Related Healthcare Degrees	0	10,000,000	10,000,000
10A	Adult Degree Completion Outreach and Financial Aid	1,150,000	10,000,000	11,150,000
Institutional Excellence and Student Success			Subtotal	71,422,054
	Performance-Based Allocations (5.0% Increase in Total Allocations)	\$13,441,079	40,672,054	854,113,133
	Risk Management Cost Increase Funds (Preliminary)	0	12,500,000	12,500,000
8B	Student Success through Student Support/Career Navigators	0	12,500,000	12,500,000
13A	Institution Collaboration and Consolidation Assistance Fund	0	5,000,000	5,000,000
13B	OSRHE Institutional Shared Services Initiatives	0	750,000	750,000
			Subtotal Strategic Funding	\$112,922,054
Total Operations			Total	\$122,397,871

FY-25 Appropriation Request	\$1,126,192,246
Operations - Change from FY-24 Appropriation	122,397,871
Percent Change from FY-24 Appropriation	12.2

Capital and Special	
One-Time Capitalization Funding for a Revolving Liquidity Facility:	\$200,000,000
Deferred Maintenance	
ADA Compliance	
Campus Security	
Cyber Security	
Other Special Requirements	

Meeting of the
OKLAHOMA STATE REGENTS FOR HIGHER EDUCATION
October 19, 2023

AGENDA ITEM #11:

Endowment.

SUBJECT: Approval of June 30, 2023, market values, distribution schedules and report.

RECOMMENDATION:

It is recommended that the State Regents approve a distribution of 4.5 percent of the rolling average of June 30th market values totaling to the amount of \$38.4 million for fiscal year 2023, and \$8.6 million for prior years' carryover-- totaling approximately \$47.2 million-- for institutional expenditure from eligible Endowment Trust Fund accounts and approve the corresponding account reports for the year-ended June 30, 2023.

BACKGROUND:

With the allocation at the May 27, 2023 meeting, the State Regents have allocated a total of approximately \$497.8 million to the Endowment Trust Fund for chairs, professorships and lectureships and from state appropriations since inception of the program in 1988. The last several years' allocations are dedicated to bond debt service with the exception of the one-time transfer in FY2012 of \$146.9 million from the EDGE Trust. The 2008 legislature increased the debt service for endowed chairs bonding authority by \$4,899,645, and in 2021 approved additional bonding authority that resulted in \$161 million to clear the queue of accounts awaiting state matching funds. The current total allocation is \$21.5 million in state appropriations to cover the debt service obligation.

These allocations are to support the establishment of faculty chairs and professorships and for related activities to improve the quality of instruction and research at colleges and universities in the State System. State Regents allocated \$30 million for the Langston University Endowment beginning in 1999 and completed the full commitment with the FY2015 allocation. In addition to state funding, the trust fund contains some private matching funds and unrestricted gifts.

In September 2003, the endowment distribution policy was revised to allow for 4.5 percent of the three-year average market value at June 30 to be available for distribution. This revision became effective with the FY04 distribution. It has been a long-standing practice that our distribution approval has included previous year's carryover funds. This item includes only one-half of those funds for available distribution for FY2023, as the earnings of the trust aren't sufficient to continue this practice at the full amount of the undrawn, cumulative carryover.

POLICY ISSUES:

Investments for the Endowment Trust Fund have been made in compliance with the State Regents' investment policy and relevant State Statutes.

STAFF ANALYSIS:

The market value of the trust fund was \$1.115 billion, as of June 30, 2023. In FY23, the fund posted a return of approximately 6.5 percent in the unitized value for the fiscal year.

The State Regents' current investment policy provides that "the investment committee shall determine the distribution...The distribution will not necessarily be equivalent to actual earnings during the year, but to maintain a distribution rate from year to year that, as a goal, will approximate 4.5 percent of the asset values based on an average of the past three years for the endowment trust fund." The attached distribution schedule reflects the distribution available for each eligible Endowment Trust Fund account and is presented for approval.

In addition to the regular annual 2023 endowment distribution, it is recommended that the State Regents approve a one-time allotment of appreciated funds that are available due to unspent funds originally budgeted for expenses related to the administration of the endowment. The one-time allocation will be allotted on a pro-rated basis and leave an appropriate balance sufficient to continue the administrative duties of the trust.

OKLAHOMA STATE REGENTS' ENDOWMENT TRUST FUND--2023 DISTRIBUTION SCHEDULE

Account	Account Balance 6/30/2023	Account Balance 6/30/2022	Account Balance 6/30/2021	Three-year Average Mrkt. Value	# Qrts	FY23 Available Distribution	FY22 Carryover	Total Available Distribution	Distribution Requested
University of Oklahoma									
760001 David A. Burr Chair in Letters	1,310,518.75	1,264,276.87	1,400,732.62	1,325,176.08	4	59,632.92	51,732.16	111,365.08	
760002 Helen Robson Walton Centennial Chair in Marketing Strategy	1,678,112.62	1,683,226.71	1,326,884.51	1,562,741.28	4	70,323.36	0.11	70,323.47	
760003 Puterbaugh Chair in American Enterprise	486,988.26	469,804.80	520,511.70	492,434.92	4	22,159.57	15,856.14	38,015.71	
760004 Hitachi Ltd. Chair in Computer Science	998,136.62	1,053,291.17	1,166,974.84	1,072,800.88	4	48,276.04	0.00	48,276.04	
760005 Asahi Glass Company Chair in Chemical Engineering	889,204.88	901,702.43	1,040,897.97	943,935.09	4	42,477.08	(0.00)	42,477.08	
760006 Grayce B. Kerr Centennial Chair - Chemistry and Biochemistry (Public)	848,384.98	860,308.35	993,114.43	900,602.59	4	40,527.12	0.24	40,527.35	
760007 Grayce B. Kerr Centennial Chair - Chemistry and Biochemistry (Privat	861,097.33	873,200.09	1,007,996.28	914,097.90	4	41,134.41	(0.09)	41,134.31	
760008 Eberly Family Chair in Geology and Geophysics	834,451.34	846,179.70	976,804.49	885,811.85	4	39,861.53	(0.23)	39,861.30	
760009 Eberly Family Chair in Petroleum & Geological Engineering	972,508.40	981,496.64	976,947.11	976,984.05	4	43,964.28	0.05	43,964.33	
760010 G.T. and Libby Blankenship Chair in the History of Liberty (formerly F	1,214,377.03	1,231,444.83	1,421,542.30	1,289,121.39	4	58,010.46	0.05	58,010.52	
760011 Henry Bellmon Chair in Public Service	533,993.67	533,228.45	564,233.93	543,819.35	4	24,471.87	3,054.46	27,526.33	
760012 Charles and Peggy Stephenson Chair in Petroleum Engineering	938,347.99	905,238.21	1,002,942.26	948,842.82	4	42,697.93	30,740.44	73,438.36	
760013 Benjamin H. Perkinson Chair in Aerospace & Mechanical Engineering	170,741.47	164,716.83	190,144.12	175,200.81	4	7,884.04	3,822.50	11,706.53	
760014 Robert Edwards Lowry Chair in Meteorology	817,699.84	829,193.05	957,195.81	868,029.56	4	39,061.33	0.00	39,061.33	
760015 Fenelon Boesche Law Dean's Chair	555,157.48	563,114.57	649,999.21	589,423.75	4	26,524.07	(0.10)	26,523.97	
760016 John A. & Donnie Brock Chair in Energy Economics and Policy	1,377,401.30	1,328,799.46	909,538.32	1,205,246.36	4	54,236.09	22,341.20	76,577.28	
760017 Schusterman Josey Chair in Judaic History	1,156,973.10	1,173,226.49	1,354,072.88	1,228,090.82	4	55,264.09	(0.16)	55,263.93	
760018 L. A. Comp Chair in Aerospace and Mechanical Engineering	1,314,738.94	1,333,217.26	1,539,025.64	1,395,660.61	4	62,804.73	(0.00)	62,804.73	
760019 William J. Crowe, Jr. Chair in Geopolitics	1,589,702.79	1,612,420.16	1,861,223.22	1,687,782.06	4	75,950.19	(0.12)	75,950.07	
760020 Edward Lamb McCollough Chair in Geology and Geophysics	1,780,911.97	1,718,072.18	1,903,506.90	1,800,830.35	4	81,037.37	57,987.48	139,024.85	
760021 J.C. Penney Company Chair in Business Leadership	2,811,707.78	2,849,760.34	3,240,822.60	2,967,430.24	4	133,534.36	0.11	133,534.47	
760022 McCasland Chair in Petroleum Engineering	1,541,038.62	1,562,697.14	1,803,930.12	1,635,888.63	4	73,614.99	0.20	73,615.18	
760023 Gene and Elaine Edwards Family Chair in Law	584,568.43	592,644.06	679,379.91	618,864.13	4	27,848.89	0.18	27,849.07	
760024 George L. Cross Chair in Botany & Microbiology	971,630.15	937,346.01	1,038,515.50	982,497.22	4	44,212.37	37,530.32	81,742.69	
760025 Floyd & Martha Noris Chair in Law	1,294,989.47	1,281,374.45	1,262,296.70	1,279,553.54	4	57,579.91	31,382.75	88,962.66	
760026 Paul H. and Doris Eaton Travis Chair in Modern American History	1,035,794.94	1,050,352.83	1,212,495.50	1,099,547.76	4	49,479.65	(0.03)	49,479.62	
760027 Sun Company Chair in Civil Engineering & Environmental Science (fo	291,550.85	295,648.52	341,287.71	309,495.69	4	13,927.31	0.00	13,927.31	
760028 Rainbolt Chair in Finance (12/14-95)	681,871.05	691,454.12	798,193.67	723,839.61	4	32,572.78	0.25	32,573.03	
760029 Rath Chair in Strategic Management	1,263,310.37	1,281,578.49	1,479,608.42	1,341,499.10	4	60,367.46	0.12	60,367.58	
760030 Rath Chair in Accounting	858,200.36	870,262.76	1,004,610.51	911,024.54	4	40,996.10	(0.19)	40,995.92	
760031 Charles B. Jr. and Jean Smith Chair in Electrical & Computer Engineering	737,203.02	747,401.90	857,365.10	780,656.67	4	35,129.55	(0.00)	35,129.55	
760032 Kenneth E. McAfee Chair in Law	670,183.73	646,536.18	563,313.70	626,677.87	4	28,200.50	18,196.93	46,397.44	
760033 Carol Elizabeth Young Chair in Honors	1,159,367.99	1,144,667.74	1,321,368.30	1,208,468.01	4	54,381.06	14,063.64	68,444.70	
760034 Tilley Chair in Electrical Engineering	953,795.14	956,714.86	754,722.90	888,410.97	4	39,978.49	(0.00)	39,978.49	
760035 James G. Harlow, Jr. Chair in Bus. Ethics and Community Service	716,960.94	726,769.32	830,010.86	757,913.71	4	34,106.12	(0.06)	34,106.05	
760036 Charles Marion Russell Memorial Chair	826,553.04	837,732.15	952,449.81	872,245.00	4	39,251.03	(0.00)	39,251.03	
760037 Michael F. Price Chair #1	2,194,853.88	2,223,639.57	2,498,132.89	2,305,542.11	4	103,749.40	0.22	103,749.61	
760038 Bruce Alonzo Goff Chair in Creative Architecture	531,612.94	539,084.10	622,302.31	564,333.12	4	25,394.99	0.25	25,395.24	
760039 Anadarko (formerly Kerr-McGee) Centennial Professorship of Geology	526,218.08	507,650.39	562,442.04	532,103.50	4	23,944.66	17,165.23	41,109.88	
760040 Anadarko (formerly Kerr-McGee) Cent Professorship of Petroleum En	835,337.59	805,862.55	659,806.36	767,002.17	4	34,515.10	25,962.55	60,477.64	
760041 Siegfried Centennial Chair of Marketing and Supply Chain Managemen	904,992.38	943,579.71	962,653.78	937,075.29	4	42,168.39	(0.00)	42,168.39	
760042 McMahon Centennial Professorship of News Communication	468,070.19	474,648.96	547,920.55	496,879.90	4	22,359.60	(0.11)	22,359.49	
760043 Earl Sneed Professorship of Law	374,027.80	388,307.95	430,218.75	397,518.17	4	17,888.32	0.04	17,888.36	
760044 Conoco Dupont Centennial Professorship of Chemical Engineering	411,655.97	417,441.69	481,882.05	436,993.24	4	19,664.70	0.00	19,664.70	
760045 KPMG Peat Marwick Centennial Professorship of Accounting	413,799.12	419,615.42	484,390.80	439,268.45	4	19,767.08	(0.10)	19,766.98	
760046 C.M. Shepcevich Centennial Professorship of Chemical Engineering an	413,713.17	419,527.80	484,290.20	439,177.05	4	19,762.97	0.00	19,762.97	
760047 OG&E Professorship of Electrical Engineering	557,992.14	562,197.17	527,681.29	549,290.20	4	24,718.06	0.00	24,718.06	
760048 ATT (formerly SW Bell Foundation) Chair of Engineering (upgraded)	947,426.82	960,742.66	1,109,052.24	1,005,740.57	4	45,258.33	(0.00)	45,258.33	
760049 Lesch Centennial Chair in Mechanical Engineering (upgraded)	800,669.54	772,417.78	917,228.93	830,105.42	4	37,354.74	18,056.37	55,411.11	
760050 McCasland Foundation Professorship of American Free Enterprise	671,499.75	647,805.76	580,625.67	633,310.39	4	28,498.97	12,758.71	41,257.68	
760051 Joe & Robert E. Klazuba Chair of Geology and Geophysics (upgrade	573,174.55	552,949.98	612,630.98	579,585.14	4	26,081.33	18,722.26	44,803.60	
760052 C. E. Page Professorship of Aviation/Aerospace Studies	404,287.95	409,970.11	473,257.05	429,171.70	4	19,312.73	0.00	19,312.73	
760053 John Saxon Chair in Ancient History (upgraded)	703,982.31	713,877.54	824,101.08	747,320.31	4	33,629.41	(0.11)	33,629.31	
760054 John F.Y. Stambaugh Centennial Professorship in Accounting	461,758.08	468,248.22	540,535.84	490,180.71	4	22,058.13	(0.03)	22,058.10	
760055 Chevron Centennial Professorship of Engineering and Geosciences (fi	469,625.51	453,054.69	501,953.72	474,877.97	4	21,369.51	18,542.52	39,912.03	
760056 Glenn R. Watson Centennial Chair in Law (upgraded)	785,636.68	798,818.05	917,862.43	834,105.72	4	37,534.76	(0.19)	37,534.56	
760057 MAPCO Professorship of Environmental Quality	479,148.70	462,241.86	512,132.48	484,507.68	4	21,802.85	18,916.29	40,719.14	
760058 Floyd, and Irma Calvert Chair in Law and Liberty (upgraded)	640,392.97	617,796.59	483,453.73	580,547.76	4	26,124.65	16,088.10	42,212.75	
760059 Jeanne Hoffman Smith Professorship of Film & Video Studies	533,863.84	541,600.48	644,158.40	573,207.57	4	25,794.34	(0.18)	25,794.16	
760060 Engleman Livermore Professorship of Community Journalism	458,825.95	463,135.25	463,279.39	461,746.86	4	20,778.61	0.06	20,778.67	

760061	Dolores K. & Walter Neustadt, Jr. Professorship of Comparative Literature	400,559.54	406,188.84	468,891.94	425,213.44	4	19,134.60	0.24	19,134.85
760062	Ruth Verne Davis Reaugh Professorship of Music	383,367.67	369,840.47	426,932.58	393,380.24	4	17,702.11	8,582.69	26,284.80
760063	Welcome D. Pierson & W. Devier Pierson Professorship of Law	393,143.70	398,517.85	454,976.24	415,545.93	4	18,699.57	(0.23)	18,699.34
760064	Coca Cola Professorship of Native American Studies	279,945.27	283,880.15	327,702.66	297,176.03	4	13,372.92	(0.14)	13,372.78
760065	John W., Jr. & Barbara J. Branch Prof. of Accounting (12/15/95)	392,170.40	378,332.60	419,166.74	396,556.58	4	17,845.05	14,401.73	32,246.78
760066	Morris R. Pitman Professorship of Engineering	334,105.45	338,801.22	391,101.86	354,669.51	4	15,960.13	(0.00)	15,960.13
760067	Reach for Excellence of Honors Chair (formerly Professorship of Honors)	1,501,897.52	1,475,111.06	1,572,467.26	1,516,491.95	4	68,242.14	24,525.40	92,767.53
760068	Reach for Excellence Professorship of Honors #2	0.00	0.00	0.00	(0.00)	4	(0.00)	7,658.11	7,658.11
760069	Judge Haskell A. Holloman Professorship of Law	340,520.17	345,305.39	398,610.71	361,478.76	4	16,266.54	0.22	16,266.77
760070	Ruby K. Powell Professorship of Marketing	298,368.48	302,559.05	349,159.20	316,695.58	4	14,251.30	(0.04)	14,251.27
760071	Lissa and Cy Wagner Professorship of Geology and Geophysics	444,440.75	428,758.58	352,741.94	408,647.09	4	18,389.12	8,053.51	26,442.63
760072	W.P. Wood Professorship of Management Information Systems	246,931.42	250,400.00	294,102.08	263,811.16	4	11,871.50	0.18	11,871.68
760073	Michael F. Price Student Investment Fund Professorship	285,767.76	275,684.40	312,251.63	291,234.60	4	13,105.56	6,316.09	19,421.65
760074	Reach for Excellence Professorship of Honors #3	247,561.91	251,040.74	289,794.04	262,798.89	4	11,825.95	0.18	11,826.13
760075	Hugh Roff Professorship of Law	361,832.57	349,065.25	386,740.51	365,879.44	4	16,464.57	11,781.10	28,245.67
760076	Sam A. Wilson Professorship of Chemical Engineering	338,535.71	343,293.74	396,287.90	359,372.45	4	16,171.76	(0.00)	16,171.76
760077	Reach for Excellence Professorship of Honors #4	278,904.05	282,824.31	326,483.64	296,070.67	4	13,323.18	(0.13)	13,323.05
760078	Charles E. Foster Chair in Aerospace & Mechanical Engineering (upgraded)	540,753.57	546,838.38	580,719.41	556,103.79	4	25,024.67	0.00	25,024.67
760079	Dale Looper Chair in Accounting	723,493.38	733,622.70	860,489.69	772,535.26	4	34,764.09	(0.16)	34,763.92
760080	W. Ross Johnston Chair in Finance	666,650.55	676,020.08	780,376.95	707,682.53	4	31,845.71	0.13	31,845.84
760081	Edward L. & Thelma Gaylord Chair of Journalism & Mass Media (upgraded)	883,189.79	893,257.11	952,914.50	909,787.14	4	40,940.42	(0.07)	40,940.35
760082	Martin G. Miller Chair in Petroleum & Geological Engineering	898,607.62	911,245.51	1,052,160.17	954,004.44	4	42,930.20	(0.25)	42,929.95
760083	Case-Hooper Professorship of Zoology	498,039.39	498,960.62	373,258.19	456,752.73	4	20,553.87	(0.21)	20,553.66
760084	Rudolph C. Bambas Professorship of English	386,667.85	392,102.77	452,631.19	410,467.27	4	18,471.03	(0.20)	18,470.83
760085	Glen McLaughlin Chair of Business Ethics	640,421.87	617,824.47	733,652.89	663,966.41	4	29,878.49	14,442.51	44,320.99
760086	John W. and Mary D. Nichols Chair in Dance (upgraded)	631,469.79	640,344.94	739,194.68	670,336.47	4	30,165.14	0.00	30,165.14
760087	Reach for Excellence Professorship of Honors #5	294,807.34	297,999.76	312,291.62	301,699.57	4	13,576.48	(0.05)	13,576.43
760088	Reach for Excellence Professorship of Honors #6	0.00	0.00	0.00	0.00	4	0.00	6,086.97	6,086.97
760089	Reach for Excellence Professorship of Honors #7	0.00	0.00	0.00	0.00	4	0.00	6,823.67	6,823.67
760090	Alumni Professorship of Petroleum and Geological Engineering	351,297.31	353,259.65	308,566.92	337,707.96	4	15,196.86	(0.07)	15,196.79
760091	Mavis C. Pitman Professorship of Music History	316,575.26	321,024.64	370,580.98	336,060.29	4	15,122.71	0.00	15,122.71
760092	Michael F. Price Chair in International Business #1	1,159,877.43	1,175,660.37	1,339,841.23	1,225,126.34	4	55,130.69	0.11	55,130.80
760093	Michael F. Price Professorship of Finance	340,486.92	328,472.78	344,465.02	337,808.24	4	15,201.37	11,605.51	26,806.88
760094	Lester Wilkinson Chair of Engineering (upgraded)	532,820.62	514,048.89	593,402.48	546,767.33	4	24,604.53	11,929.26	36,533.79
760095	A. Blaine Imel, Jr., Professorship of Architecture	265,573.27	275,883.63	269,916.24	282,146.23	4	12,146.23	(0.23)	12,146.00
760096	Thomas Sherman Grant and Lizzie Lou Oter Grant Chair in Music	999,154.63	997,826.10	639,247.40	878,742.71	4	39,543.42	0.00	39,543.42
760097	Zarrow Chair in Learning Enrichment	519,629.62	526,933.41	608,275.86	551,612.96	4	24,822.58	(0.21)	24,822.37
760098	Francis W. Winn Chair of Chemical Biological & Materials Engineering	734,321.43	744,410.11	851,587.06	776,772.87	4	34,954.78	(0.00)	34,954.78
760099	Francis W. Winn Professorship in Chemical, Biological, and Materials Engineering	259,815.50	263,467.14	304,138.48	275,807.04	4	12,411.32	0.00	12,411.32
760100	The Mewbourne Chair in Petroleum Engineering #1	1,268,387.38	632,403.28	730,027.59	876,939.42	4	39,462.27	0.24	39,462.52
760101	Reach for Excellence Professorship of Honors #8	335,310.46	340,023.72	392,514.71	355,949.63	4	16,017.73	0.25	16,017.98
760102	Michael F. Price Chair #2	2,434,788.73	2,463,488.63	2,659,665.21	2,519,314.19	4	113,369.14	(0.23)	113,368.91
760103	Michael F. Price Chair in International Business #2	1,614,239.72	1,620,330.71	1,316,986.89	1,517,185.77	4	68,273.36	0.14	68,273.50
760104	Victor E. Monnett Chair in Energy Resources	425,196.85	430,704.28	498,127.15	451,342.76	4	20,310.42	0.24	20,310.67
760105	Heman George Kaiser Chair of International Law (upgraded)	636,354.36	645,316.84	744,929.15	675,533.45	4	30,399.01	(0.06)	30,398.94
760106	Hudson Family Professorship in History	0.00	0.00	0.00	-	4	-	-	-
760107	Judge Fred Daugherty Chair in Law	642,525.63	650,288.07	708,392.20	667,068.63	4	30,018.09	0.03	30,018.12
760108	J.R. Morris Professorship in Psychology	371,607.26	376,830.33	435,001.28	394,479.63	4	17,751.58	(0.11)	17,751.47
760109	Reach for Excellence Professorship of Honors #9	381,324.81	387,787.97	381,219.05	383,443.94	4	17,254.98	2,050.39	19,305.37
760110	Reach for Excellence Professorship of Honors #10	412,967.73	398,396.09	449,056.75	420,140.19	4	18,906.31	9,098.41	28,004.72
760111	Irene and Julian Rothbaum Professorship of History	312,811.08	317,208.05	366,175.38	332,064.84	4	14,942.92	(0.22)	14,942.69
760112	R. W. Dick Moore Chair of Finance and Econ. Dev. (upgraded)	853,487.06	902,323.80	999,713.28	918,508.05	4	41,332.86	(0.00)	41,332.86
760113	John A. Myers Professorship	320,499.41	325,045.09	383,247.93	342,930.81	4	15,431.89	(0.00)	15,431.89
760114	The Mewbourne Chair in Petroleum Engineering #3 (formerly listed as #1)	1,268,669.57	1,043,178.83	1,204,213.65	1,172,020.68	4	52,740.93	0.04	52,740.97
760115	Tom and Mary Dugan Professorship of Engineering	318,052.77	306,830.22	354,195.52	326,359.50	4	14,686.18	7,120.44	21,806.62
760116	William J. Alley Professorship of Law	385,048.14	397,449.98	401,290.56	394,662.90	4	17,759.83	(0.20)	17,759.63
760117A	Michael Price Professorship Entrepreneurship #1, formerly listed as #2	1,293,453.94	1,310,024.20	1,458,607.36	1,354,028.50	4	60,931.28	0.09	60,931.37
760117B	Michael Price Professorship Entrepreneurship #2, formerly listed as #1	1,309,768.29	1,263,552.89	1,458,607.36	1,343,976.18	4	60,478.93	29,322.55	89,801.48
760118	ConocoPhillips Petroleum Professorship of Arabic Language, Literature, and History	356,276.82	361,283.93	417,055.62	378,205.46	4	17,019.25	0.06	17,019.30
760119	The Mewbourne Chair in Petroleum Engineering #4 (formerly listed as #3)	1,268,876.88	1,279,506.45	1,417,605.96	1,321,996.43	4	59,489.84	52,893.87	112,383.71
760120	W. Edwin Bryan, Jr. Professorship of Architecture	356,740.60	344,152.94	397,285.02	366,059.52	4	16,472.68	7,987.22	24,459.90
760121	Kenneth and Bernadine Russell Professorship of Music (History or Theory)	312,081.47	301,069.62	347,545.56	320,232.21	4	14,410.45	6,986.76	21,397.21

760122	H. Russell Pitman Professorship of Architecture (formerly Urban Desi	358,828.22	361,690.58	344,774.70	355,097.83	4	15,979.40	(0.24)	15,979.17
760123	H. Russell Pitman Professorship of Art and Art History	320,520.91	324,224.24	347,545.56	330,763.57	4	14,884.36	0.02	14,884.38
760124	Milus E. Hindman Professorship of Banking and Finance	325,161.97	313,688.57	347,545.56	328,798.70	4	14,795.94	10,587.13	25,383.07
760125	Donald Keith Jones Professorship of Honors	356,090.62	359,070.54	346,982.40	354,047.85	4	15,932.15	0.20	15,932.36
760126	Arch B. and Jo Anne Gilbert Professorship of Law	296,897.29	301,069.53	347,545.56	315,170.79	4	14,182.69	0.24	14,182.92
760127	Gene Braught Chair in Music	684,340.55	690,897.55	695,463.82	690,233.97	4	31,060.53	0.00	31,060.53
760128	Ruth G. Hardman Chair in Education	1,264,522.69	1,282,295.16	1,480,241.91	1,342,353.25	4	60,405.90	0.13	60,406.03
760129	Gaylord Family Visiting Professional Journalism Professorship	463,107.85	469,616.42	542,111.52	491,611.93	4	22,122.54	0.06	22,122.59
760130	Gaylord Family Endowed Professorship #1	424,952.59	430,927.81	497,454.56	451,111.65	4	20,300.02	(0.24)	20,299.78
760131	Gaylord Family Endowed Professorship #2	398,410.22	404,009.48	466,376.66	422,932.12	4	19,031.95	0.09	19,032.04
760132	Gaylord Family Chair #1	594,485.39	602,840.10	695,900.71	631,075.40	4	28,398.39	0.21	28,398.61
760133	Gaylord Family Chair #2	650,562.75	627,607.53	724,491.89	667,554.06	4	30,039.93	14,564.56	44,604.49
760134	Larry W. Brummett ONEOK Chair in Rock Mechanics (formerly Prof. i	666,586.23	675,004.05	747,493.13	696,361.14	4	31,336.25	0.07	31,336.32
760135	Williams Professorship of Telecommunications Networking	465,985.28	472,534.59	545,479.68	494,666.52	4	22,259.99	0.00	22,259.99
760136	Lester A. Day Family Chair for the Dean of the College Earth & Energy	628,828.32	637,413.74	727,385.55	664,542.53	4	29,904.41	(0.05)	29,904.36
760137	American Airlines Professorship of Meteorology	405,939.14	391,615.51	393,481.72	397,012.12	4	17,865.55	14,493.31	32,358.85
760138	ConocoPhillips Petroleum Professorship of Chinese and Asian Studie	403,329.69	408,998.58	472,135.55	428,154.60	4	19,266.96	(0.07)	19,266.88
760139	Williams Professorship of Engineering	335,692.89	340,410.97	392,960.12	356,354.66	4	16,035.96	(0.00)	16,035.96
760140	Clyde Becker, Sr. Endowed Chair in Geology & Geophysics	667,344.99	676,124.60	781,190.42	708,420.00	4	31,878.90	(0.11)	31,878.79
760141	Williams Chair in Meteorology	729,109.79	739,352.55	868,406.39	778,956.24	4	35,053.03	0.00	35,053.03
760142	Gregory D. Kunesh (formerly Weitzenhoffer) Endowed Department C	674,471.31	683,956.75	789,725.94	716,051.33	4	32,222.31	(0.00)	32,222.31
760143	Weitzenhoffer Professorship of Musical Theater	365,437.61	370,573.73	427,778.96	387,930.10	4	17,456.85	(0.00)	17,456.85
760144	Weitzenhoffer Professorship of Musical Theater #2	352,644.75	356,567.41	377,138.67	362,116.94	4	16,295.26	(0.00)	16,295.26
760145	Weitzenhoffer Professorship of Arts Management	314,088.60	318,503.04	367,670.12	333,420.59	4	15,003.93	(0.00)	15,003.93
760146	Michael F. Price Chair in Business (formerly #4)	3,550,919.11	3,600,172.33	4,074,510.22	3,741,867.22	4	168,384.03	(0.14)	168,383.88
760147	Carl E. and Thelma J. Gungoll Family Chair in Petroleum Geology & Ge	716,240.42	690,967.75	765,545.18	724,251.12	4	32,591.30	23,320.55	55,911.85
760148	Kingfisher College Chair in Philosophy of Religion and Ethics	100,685.42	97,132.72	107,616.43	101,811.52	4	4,581.52	3,278.28	7,859.80
760149	Bob & Doris Klabzuba Chair in Geology & Geophysics	971,860.43	984,752.45	1,110,908.26	1,022,507.05	4	46,012.82	(0.22)	46,012.60
760150	Dr. Frieda Derdeyn Bamas Professorship of Piano	351,490.14	355,629.94	383,839.39	363,653.16	4	16,364.39	(0.00)	16,364.39
760151	Kandi & Mark McClasland Chair for the Director of the School of Met	655,803.50	665,020.60	767,679.80	696,167.97	4	31,327.56	(0.00)	31,327.56
760152	Weathernews Chair in Applied Meteorology	655,803.50	665,020.60	767,679.80	696,167.97	4	31,327.56	(0.00)	31,327.56
760153	Williams Chair in Telecommunications Networking	1,384,036.37	1,403,488.65	1,620,144.81	1,469,223.28	4	66,115.05	(0.00)	66,115.05
760154	Chong K. Liew Chair in Economics	881,148.13	893,533.01	1,031,467.64	935,382.93	4	42,092.23	(0.21)	42,092.02
760155	Frank Ekloune and Edna Asper Ekloune Professorship of Law	380,076.80	385,418.25	444,915.43	403,470.16	4	18,156.16	0.11	18,156.27
760156	The Mewbourne Chair in Petroleum Engineering #2 (formerly listed as	1,268,522.13	788,225.97	909,907.77	988,885.29	4	44,499.84	18,291.95	62,791.79
760157	Aaron Alexander Professorship in Civil Engineering	362,462.98	367,557.30	424,297.01	384,772.43	4	17,314.76	(0.00)	17,314.76
760158	James Garner Chair in Drama	749,846.45	723,387.99	835,057.11	769,430.52	4	34,624.37	16,787.28	51,411.65
760159	ConocoPhillips Petroleum Company Chair of Latin American Studies	803,043.40	814,703.76	940,679.06	852,808.74	4	38,376.39	0.22	38,376.61
760160	Gaylord Family Chair #3	693,044.01	702,784.26	811,273.11	735,700.46	4	33,106.52	0.15	33,106.67
760161	Gaylord Family Endowed Professorship #3	416,341.41	422,192.76	487,366.95	441,967.04	4	19,888.52	0.07	19,888.59
760162	Gaylord Family Endowed Professorship #4	432,880.14	438,966.67	506,733.95	459,526.92	4	20,678.71	(0.10)	20,678.61
760163	Gaylord Family Endowed Professorship #5	532,876.55	514,073.90	569,558.86	538,836.44	4	24,247.64	19,568.53	43,816.17
760164	Gaylord Family Endowed Professorship #6	511,553.82	518,744.20	598,822.92	543,040.32	4	24,436.81	(0.24)	24,436.57
760165	Gaylord Family Endowed Professorship #7	501,877.84	508,931.60	587,495.58	532,768.34	4	23,974.58	0.02	23,974.59
760166	Dr. Henry J. Freede Professorship in Engineering	386,073.77	388,504.82	348,595.67	374,391.42	4	16,847.61	0.00	16,847.62
760167	Douglas and Hilda Boume Chair in Chemical Engineering	647,241.30	656,338.11	757,656.84	687,078.75	4	30,918.54	0.00	30,918.54
760168	Tommy C. Craighead Professorship in Meteorology	622,307.51	631,053.79	728,469.64	660,610.31	4	29,727.46	0.00	29,727.47
760169	John Steed Chair in Accounting (formerly David C Steed Chair)	876,387.12	845,463.64	923,194.39	881,681.72	4	39,675.68	18,901.95	58,577.63
760170	Steed Professorship in Accounting #1	291,057.16	294,619.88	322,506.40	302,727.81	4	13,622.75	0.12	13,622.87
760171	Steed Professorship in Accounting #2	385,997.14	372,377.17	395,682.12	384,685.48	4	17,310.85	14,947.14	32,257.99
760172	Robert M. Zinke Chair in Energy Management	1,058,763.97	1,021,405.30	1,131,647.47	1,070,605.58	4	48,177.25	42,218.08	90,395.33
760173	Sara Louise Welsh Chair in History	805,577.26	777,152.33	861,031.82	814,587.14	4	36,656.42	31,802.48	68,458.90
760174	Peggy V. Helmenich Visiting Professorship in Drama	409,439.04	415,193.60	479,287.16	434,639.93	4	19,558.80	(0.00)	19,558.80
760175	Mary Lou Milner Carver Chair (Fine Arts)	610,373.90	588,836.75	679,735.46	626,315.37	4	28,184.19	13,664.82	41,849.01
760176	The Mewbourne Chair in Petroleum Engineering #5	398.11	578,819.09	644,917.16	408,044.79	4	18,362.02	(0.13)	18,361.89
760177	Max Bery International Programs Center Chair	555,415.14	563,220.57	650,165.50	589,600.41	4	26,532.02	0.25	26,532.27
760178	Jerome M. & Wanda Otey Westheimer Distinguished Visiting Chair in	577,968.40	586,323.04	676,816.54	613,702.66	4	27,616.62	(0.06)	27,616.56
760179	Norman R. Gelpman Professorship of Geology & Geophysics	334,870.35	339,670.43	392,078.42	365,539.74	4	15,999.29	(0.10)	15,999.19
760180	Charles L. Blackburn Chair	670,783.35	680,069.55	780,333.12	710,395.34	4	31,967.79	(0.00)	31,967.79
760181	Robert E. Busch Professorship of Construction Science	278,610.92	282,526.83	326,140.10	295,759.28	4	13,309.17	0.06	13,309.23
760182	Homer L. Dodge Endowed Chair in High Energy Physics	1,165,130.37	1,181,505.82	1,363,894.31	1,236,843.50	4	55,657.96	0.06	55,658.02
760183	Harold J. & Ruth Newman Chair in U.S. China Issues	1,210,825.65	1,228,148.76	1,409,521.98	1,282,832.13	4	57,727.45	(0.14)	57,727.30

760184	Susan E. Brackett Distinguished Visiting Artist Chair in the School of	551,013.53	558,757.88	645,013.11	584,928.17	4	26,321.77	(0.00)	26,321.77
760185	Mr. & Mrs. Laurence S. Youngblood Chair for Energy Librarian	705,841.53	680,935.78	754,430.45	713,735.92	4	32,118.12	28,145.34	60,263.45
760186	Peggy V. Helmeich Chair for the Dean of Libraries	1,219,792.93	1,237,431.77	1,428,640.03	1,295,288.24	4	58,287.97	0.12	58,288.09
760187	Lew & Myra Ward Chair in Reservoir Characterization	603,471.19	582,177.60	645,013.11	610,220.63	4	27,459.93	19,648.78	47,108.71
760188	Ted A. Kuitkos Professorship of Civil Engineering	552,842.21	560,612.27	647,153.83	586,869.43	4	26,409.12	(0.00)	26,409.12
760189	Wyoldean & Bill Saxon Chair for the Director of the Fred Jones Jr. Mu	579,297.26	587,439.38	678,122.91	614,953.18	4	27,672.89	(0.20)	27,672.69
760190	Schusterman Chair in Modern Israel Studies	564,470.97	572,404.50	660,766.74	599,214.07	4	26,964.63	(0.00)	26,964.63
760191	Schusterman Professorship of Jewish Religious and Intellectual Histo	268,902.78	272,682.16	314,776.13	285,453.69	4	12,845.42	(0.00)	12,845.41
760192	Homer L. Dodge Endowed Chair in Atomic, Molecular & Chemical Phy	1,176,418.19	1,192,962.50	1,377,434.89	1,248,938.53	4	56,202.23	(0.15)	56,202.09
760193	Homer L. Dodge Chair in Astrophysics	1,548,388.90	1,493,753.73	1,767,785.72	1,603,309.45	4	72,148.93	34,838.24	106,987.17
760194	Howard & Suzanne Kauffmann Chair in Engineering	1,102,314.72	1,117,807.47	1,290,363.10	1,170,161.76	4	52,657.28	(0.00)	52,657.28
760195	Netti Vincent Boggs Professorship of Engineering	293,289.91	296,808.68	322,506.48	304,201.69	4	13,689.08	(0.00)	13,689.07
760196	John and Mary Moore Chair in Engineering	574,570.43	581,846.64	645,013.26	600,476.78	4	27,021.45	0.00	27,021.46
765004	Kaiser Family Foundation/Tulsa Community Chair in Infant/Toddler E	2,654,455.01	2,691,739.02	3,106,932.19	2,817,708.74	4	126,796.89	(0.01)	126,796.89
760197	David C. Steed Chair in Accounting (formerly Steed Professorship #3)	1,344,840.98	1,350,239.60	1,099,612.21	1,264,897.39	4	56,920.39	0.05	56,920.45
760198	Dr. David W. Franke Professorship on Computer Science	304,709.86	308,992.48	356,691.56	323,464.63	4	14,555.91	(0.00)	14,555.91
760199	Luke R. Corbett Chair in Exploration and Development of Geosciences	695,420.62	670,882.58	717,347.28	694,550.16	4	31,254.76	22,162.19	53,416.95
760200	Mary Lou Milner Carver Professorship #1 (Fine Arts)	435,799.37	420,422.12	465,799.06	440,673.51	4	19,830.31	17,577.68	37,407.98
760201	Mary Lou Milner Carver Professorship #2 (Fine Arts)	304,705.61	308,988.17	356,686.44	323,460.07	4	14,555.70	(0.00)	14,555.70
760202	The Mewbourne Chair in Petroleum Engineering #6	493.31	717,748.38	805,527.28	507,922.99	4	22,856.53	0.22	22,856.76
760203	Conoco Phillips Visiting Chair in Petroleum Geology/Geophysics	1,075,863.52	1,071,976.41	603,484.31	917,108.08	4	41,269.86	0.12	41,269.98
760204	ONEOK Chair in Natural Gas Engineering and Management	659,366.50	636,100.64	654,031.00	649,832.71	4	29,242.47	22,814.14	52,056.61
760205	Conoco Phillips Professorship of International and Area Studies #5	336,490.57	340,692.54	372,722.38	349,968.50	4	15,748.58	(0.02)	15,748.57
760206	Chesapeake Energy Corporation Chair #1	873,583.84	885,863.98	1,022,614.44	927,354.75	4	41,730.96	0.00	41,730.97
760207	Shannon Self Chair in Debate (reallocated 4th quarter FY2021)	0.00	0.00	0.00	-	4	-	(0.00)	(0.00)
760208	Wick Cary Endowed Prof. at The Center for America's Constitutional I	552,254.74	573,338.71	635,220.23	586,937.89	4	26,412.21	(0.22)	26,411.98
760209	Wick Cary Endowed Prof. at The Institute for Quality Communities	379,631.02	384,966.19	444,393.65	402,996.95	4	18,134.86	0.17	18,135.04
760210	Charles C. & Virginia Ann Weddle Prof. in Accounting	271,050.13	274,859.62	317,290.42	287,733.39	4	12,948.00	0.12	12,948.12
760211	Drusa B. Cable Chair in Elementary Education	597,435.62	606,076.21	699,728.38	634,413.40	4	28,548.60	(0.08)	28,548.53
760212	Robert and Virginia Bell Endowed Chair in Anthropological Archaeol	657,256.14	645,837.48	56,701.54	453,265.05	4	20,396.93	0.23	20,397.16
760213	Harold W. Conner Professorship of Construction Science	304,702.81	308,985.42	356,683.72	323,457.32	4	14,555.58	(0.05)	14,555.53
760214	Construction Science Board of Visitors Professorship	307,505.76	311,732.45	356,683.73	325,307.32	4	14,638.83	0.06	14,638.89
760215	Susan K. Mallison Professorship in Sustainable Resources	304,703.01	308,985.65	356,683.73	323,457.47	4	14,555.59	(0.00)	14,555.59
760216	William J Welch Professorship of Bibliography	411,490.03	413,650.51	356,683.73	393,941.43	4	17,727.36	(0.06)	17,727.31
760217	Eugene Kuntz Professorship in Law	204,777.12	204,797.58		204,787.35	4	9,215.43	(0.04)	9,215.39
760218	Gerald N. and Marian A. Eason Professorship in Accounting	296,613.87	286,147.80		291,380.83	4	13,112.14	4,828.74	17,940.88
760219	Kimmel-Bernard Chair in Engineering	457,790.93	457,836.47		457,813.70	4	20,601.62	0.00	20,601.62
760220	W.K. Newton Chair in Accounting	821,397.71	821,479.50		821,438.60	4	36,964.74	(0.03)	36,964.70
760221	Iranian and Persian Gulf Studies Chair, formerly Farzaneh Family Chair	400,567.59	400,606.91		400,587.25	4	18,026.43	0.24	18,026.67
760222	Wick Cary Endowed Professorship of Fine Arts	296,613.87	286,147.80		291,380.83	4	13,112.14	4,828.74	17,940.88
760223	Wick Cary Endowed Professorship in the Honors College #1	286,119.86	286,147.80		286,133.83	4	12,876.02	0.24	12,876.27
760224	Wick Cary Endowed Professorship in the Honors College #2	286,119.86	286,147.80		286,133.83	4	12,876.02	0.24	12,876.27
760225	James Roy Maxey Professorship of Geology	490,747.70	490,796.12		490,771.91	4	22,084.74	0.18	22,084.92
760226	Wick Cary Endowed Professorship at The Center for America's Const	167,033.19	167,049.88		167,041.33	4	7,516.87	(0.03)	7,516.84
760227	Wick Cary Endowed Professorship of International Studies #1	296,613.87	286,147.80		291,380.83	4	13,112.14	4,828.74	17,940.88
760228	Wick Cary Endowed Professorship for the Director at the Institute for	286,119.86	286,147.80		286,133.83	4	12,876.02	0.24	12,876.27
760229	John B. Turner LLM Program Chair	415,259.41	400,606.91		407,933.16	4	18,356.99	6,760.24	25,117.23
760230	Wick Cary Endowed Professorship of International Studies #2	286,119.86	286,147.80		286,133.83	4	12,876.02	0.24	12,876.27
760231	Drusa B. Cable Chair in Elementary Education	400,567.59	400,606.91		400,587.25	4	18,026.43	0.24	18,026.67
760232	Haskell & Irene Lemon Chair in Construction Science	400,567.59	400,606.91		400,587.25	4	18,026.43	0.24	18,026.67
760233	Chesapeake Energy Professorship of Climate Systems Science	343,343.20	343,377.35		343,360.28	4	15,451.21	(0.00)	15,451.21
760234	Wick Cary Endowed Professorship of International Studies #3	286,119.86	286,147.80		286,133.83	4	12,876.02	0.24	12,876.27
760235	Carl T. Bush Professorship of Theoretical Physics	286,119.86	286,147.80		286,133.83	4	12,876.02	0.24	12,876.27
760236	Wick Cary Endowed Professorship #4	287,571.04	287,600.19		287,585.62	4	12,941.35	(0.25)	12,941.11
760237	Wick Cary Endowed Professorship #5	286,119.86	286,147.80		286,133.83	4	12,876.02	0.24	12,876.27
760238	Wick Cary Endowed Professorship #6	286,119.86	286,147.80		286,133.83	4	12,876.02	0.24	12,876.27
760239	Dick and Shirley O'Shields Professorship in Engineering	343,345.64	343,379.80		343,362.72	4	15,451.32	(0.00)	15,451.32
760240	Paul D. Massad Chair in Strategic Communication	402,015.82	402,055.42		402,035.62	4	18,091.60	0.19	18,091.79
760241	Humphreys Dean's Chair for the College of Education	400,567.59	400,606.91		400,587.25	4	18,026.43	0.24	18,026.67

760242	Chickasaw Nation Native American Law Chair	415,259.41	400,606.91	407,933.16	4	18,356.99	6,760.24	25,117.23	
760243	Gallogly Chair in Engineering #1	629,462.53	629,525.15	629,493.84	4	28,327.22	0.00	28,327.22	
760244	Gallogly Chair in Engineering #2	629,462.53	629,525.15	629,493.84	4	28,327.22	0.00	28,327.22	
760245	Gallogly Chair in Engineering #3	629,462.53	629,525.15	629,493.84	4	28,327.22	0.00	28,327.22	
760246	Gallogly Chair in Engineering #4	629,462.53	629,525.15	629,493.84	4	28,327.22	0.00	28,327.22	
760247	Stephenson Chair in Biomedical Engineering #1	400,567.06	400,606.91	400,586.99	4	18,026.41	0.00	18,026.42	
760248	Stephenson Chair in Biomedical Engineering #2	400,567.06	400,606.91	400,586.99	4	18,026.41	0.00	18,026.42	
760249	Sandra Mackey Chair in Middle East Studies	400,567.59	400,606.91	400,587.25	4	18,026.43	0.24	18,026.67	
760250	Stephenson Chair in Biomedical Engineering #3	400,567.06	400,606.91	400,586.99	4	18,026.41	0.24	18,026.66	
760251	Stephenson Chair in Biomedical Engineering #4	400,567.06	400,606.91	400,586.99	4	18,026.41	0.24	18,026.66	
760252	Stephenson Chair in Biomedical Engineering #5	415,259.41	400,606.91	407,933.16	4	18,356.99	6,760.24	25,117.23	
760253	Stephenson Professorship #1 of Biomedical Engineering	286,119.33	286,147.80	286,133.56	4	12,876.01	(0.00)	12,876.01	
760254	Stephenson Professorship #2 of Biomedical Engineering	286,119.33	286,147.80	286,133.56	4	12,876.01	(0.00)	12,876.01	
760255	Stephenson Professorship #3 of Biomedical Engineering	296,613.87	286,147.80	291,380.83	4	13,112.14	4,828.74	17,940.88	
760256	Colin Mackey & Patricia Molina de Mackey Professorship of Middle E	286,119.86	286,147.80	286,133.83	4	12,876.02	(0.00)	12,876.02	
760257	C.S. Trosper Endowed Chair in Entrepreneurship	1,049,883.15	1,049,987.52	1,049,935.33	4	47,247.09	0.04	47,247.13	
760258	Lloyd and Joyce Austin Professorship in Engineering	289,553.17	289,581.57	289,567.37	4	13,030.53	0.19	13,030.72	
760259	Farzaneh Family Professorship in Iranian Architecture & Culture	228,895.45	228,918.24	228,906.85	4	10,300.81	(0.00)	10,300.80	
760260	Farzaneh Family Professorship in Persian Literature, Language & Cult	286,479.77	286,147.80	286,313.78	4	12,884.12	0.24	12,884.36	
760261	David D. Moffett Professorship of Corporate Finance	286,413.68	286,441.73	286,427.70	4	12,889.25	0.20	12,889.45	
760262	Rod and Nancy Sanders Endowed Chair in Law & Liberty	400,567.59	400,606.91	400,587.25	4	18,026.43	0.00	18,026.43	
760263	Michael F. Price Chair in Entrepreneurship	1,078,412.31	1,078,519.56	1,078,465.94	4	48,530.97	0.01	48,530.97	
760264	Horizon Foundation Chair in Native American Spirituality and the Env	515,015.31	515,066.03	515,040.67	4	23,176.83	0.24	23,177.07	
760265	Horizon Foundation Chair in Native American History and Culture	533,904.96	515,066.03	524,485.50	4	23,601.85	8,691.74	32,293.59	
760266	Atomic, Molecular and Optical Physics (AMO) Endowed Chair #1	533,904.96	515,066.03	524,485.50	4	23,601.85	8,691.74	32,293.59	
760267	Atomic, Molecular and Optical Physics (AMO) Endowed Chair #2	533,904.96	515,066.03	524,485.50	4	23,601.85	8,691.74	32,293.59	
760268	Condensed Matter Physics Endowed Chair #1	515,015.31	515,066.03	515,040.67	4	23,176.83	0.24	23,177.07	
760269	Condensed Matter Physics Endowed Chair #2	533,904.96	515,066.03	524,485.50	4	23,601.85	8,691.74	32,293.59	
760270	Nancy Kay Hall Endowed Chair in Medical Education	652,550.51	629,525.15	641,037.83	4	28,846.70	0.00	28,846.70	
760271	Adrian Mackey Molina Professorship of Middle Eastern Studies	277,561.56	290,041.06	283,801.31	4	12,771.06	4,894.44	17,665.50	
760272	L.R. Brammer, Jr. Presidential Professorship in History	228,895.45	228,918.24	228,906.85	4	10,300.81	(0.00)	10,300.80	
760273	Ted S. Webb, Ph.D. Memorial Presidential Professorship in Physics	228,895.45	228,918.24	228,906.85	4	10,300.81	(0.00)	10,300.80	
760274	Farzaneh Family Professorship of Iranian Studies	331,898.08	331,931.44	331,914.76	4	14,936.16	(0.16)	14,936.01	
760275	Harold Hamm Chair in Diabetes	415,259.41	400,606.91	407,933.16	4	18,356.99	6,760.24	25,117.23	
760276	Cyndy Ellis-Purgason Endowment for Faculty Support in Child Health	400,567.07	400,606.91	400,586.99	4	18,026.41	0.00	18,026.42	
760277	Orpha & Maurice Merrill Chair in Law	362,761.29	362,796.95	362,779.12	4	16,325.06	0.20	16,325.26	
760278	Ada Lois Sipuel Fisher Chair in Civil Rights, Race and Justice	413,971.09	414,012.37	413,991.73	4	18,629.63	(0.04)	18,629.59	
760279	Charles R. Jones Endowed Chair in Data Science & Analytics	658,300.60	658,366.10	658,333.35	4	29,625.00	(0.00)	29,625.00	
760280	Madelaine Pfau Endowed Chair in Enterprise Leadership for Industrial	629,462.53	629,525.15	629,493.84	4	28,327.22	0.00	28,327.22	
	Subtotal, OU:	175,114,901.06	175,242,970.85	162,572,198.67	153,300,580.45	8,091,663.53	1,154,220.62	9,245,884.15	0.00

770071	Donald W. Reynolds Chair in Geriatrics #3	1,119,317.49	1,135,157.90	1,311,507.89	1,188,661.09	4	53,489.75	(0.00)	53,489.75
770072	Donald W. Reynolds Chair in Geriatrics #4	1,472,170.57	1,420,224.77	1,497,424.53	1,463,273.29	4	65,847.30	48,545.10	114,392.40
770073	Donald W. Reynolds Chair in Geriatrics #5	1,331,203.17	1,284,231.43	1,285,566.20	1,300,333.60	4	58,515.01	36,487.59	95,002.60
770074	Paul E. Tietze, M.D. Chair in Family Medicine	926,347.44	958,219.03	1,067,712.48	984,092.99	4	44,284.18	(0.00)	44,284.18
770075	The Henry J. Freede, M.D. Professorship in Medical-Surgical	615,073.47	614,517.11	709,984.06	646,524.88	4	29,093.62	4,201.61	33,295.23
770076	Edward and Helen Bartlett Foundation Chair in Public Health	602,390.21	612,047.70	707,572.40	640,670.10	4	28,830.15	(0.00)	28,830.15
770078	CHF (formerly CMRI) Patricia Browne Chair in Pediatrics #11 (pu	1,879,810.19	1,863,419.68	1,990,314.63	1,911,181.50	4	86,003.17	17,289.53	103,292.70
770080	CHF (formerly CMRI) #12 (public) Wal-Mart/Sam's Club Chair in	1,549,212.09	1,518,121.23	1,471,558.79	1,512,964.03	4	68,083.38	28,234.75	96,318.13
770082	CMIR #13 (public) Tripp Lewallen	1,753,916.68	1,692,029.42	1,847,063.88	1,764,336.66	4	79,395.15	69,588.71	148,983.86
770084	CHF (formerly CMRI) #14, Chair in Pediatrics-College of Medicin	877,797.39	888,433.80	967,011.78	911,080.99	4	40,998.64	(0.00)	40,998.64
770085	Virginia Kerley Cade Chair in Cancer Treatment 6/02	3,522,312.37	3,502,662.39	1,733,791.83	2,919,588.87	4	131,381.50	(0.00)	131,381.50
770086	Dr. & Mrs. WW Kerley & Mr. & Mrs. Cash Cade Chair in Ca	1,307,173.09	1,325,672.02	1,531,619.08	1,388,154.73	4	62,466.96	(0.00)	62,466.96
770087	Presbyterian Health Foundation Chair in Otorhinolaryngology	1,352,095.58	1,371,233.63	1,584,340.93	1,435,890.04	4	64,615.05	0.00	64,615.05
770088	The Donald Welk, DDS Professorship in Restorative Dentistry	294,623.59	298,793.05	345,211.39	312,876.01	4	14,079.42	0.00	14,079.42
770089	CHF (formerly CMRI) #9/Dewayne Murcer Endowed Chair in	1,481,770.58	1,429,486.05	1,583,747.77	1,498,334.80	4	67,425.07	61,019.90	128,444.97
770090	The C. S. Lewis Jr., M.D. Professorship on Internal Medicine-	322,318.58	326,880.11	377,663.96	342,287.55	4	15,402.94	0.00	15,402.94
770091	Elizabeth Merrick Coe Chair in Breast Imaging	739,259.46	747,101.82	775,982.13	754,114.47	4	33,935.15	(0.00)	33,935.15
770093	CHF (formerly CMRI) #15 Edith Kinney Gaylord Chair in Pediatri	1,333,098.18	1,345,606.56	1,343,065.26	1,340,590.00	4	60,326.55	0.00	60,326.55
770094	Donald W. Reynolds Chair in Geriatrics #6	1,188,227.46	1,148,722.69	1,327,183.89	1,221,378.01	4	54,962.01	25,552.68	80,514.69
770095	Donald W. Reynolds Chair in Geriatrics #7	1,210,344.73	1,202,693.79	1,251,342.50	1,221,460.34	4	54,965.72	26,828.42	81,794.14
770096	Donald W. Reynolds Chair in Geriatrics #8	1,137,062.84	1,186,737.68	1,316,862.85	1,213,554.45	4	54,609.95	0.00	54,609.95
770097	Donald W. Reynolds Chair in Geriatrics #9	1,163,645.07	1,125,007.70	1,225,726.07	1,171,459.61	4	52,716.68	23,991.61	76,707.29
770098	Donald W. Reynolds Chair in Geriatrics #10	1,392,924.58	1,364,847.69	1,537,820.09	1,431,864.12	4	64,433.89	30,386.20	94,820.09
770102	CHF (formerly CMRI) #16 James Paul Linn Chair in Pediatrics (Public)	1,330,991.28	1,344,251.14	1,367,502.02	1,347,581.48	4	60,641.17	0.00	60,641.17
770103	Will and Helen Webster Chair in Arrhythmia Research	1,185,854.57	1,202,636.60	1,389,469.58	1,259,320.25	4	56,669.41	0.00	56,669.41
770104	Stuart Colter Miller Professorship in Allied Health	382,085.09	387,492.30	447,690.31	405,755.90	4	18,259.02	0.00	18,259.02
770105	Paul H. & Donis Eaton Travis Chair in Endocrinology	1,446,608.96	1,467,020.75	1,695,020.14	1,536,237.28	4	69,130.68	(0.00)	69,130.68
770106	Paul H. & Donis Eaton Travis Chair in Thoracic Surgery	1,141,428.44	1,157,581.85	1,337,417.13	1,212,142.47	4	54,546.41	(0.00)	54,546.41
770107	The Founders and Associates Endowed Chair in Family Medicine	522,413.99	529,807.11	612,114.14	554,778.42	4	24,965.03	0.00	24,965.03
770108	Nancy Gullatt Professorship in Speech Pathology	342,833.80	347,637.07	400,026.94	363,499.27	4	16,357.47	0.00	16,357.47
770109	Chair in Hematology	1,235,437.48	1,252,153.90	1,445,072.74	1,310,221.37	4	58,969.96	1,151.29	60,111.25
770110	Thomas Acres Chair in Ophthalmology (formerly Low Vision Rehab)	1,225,664.40	1,243,009.83	1,436,114.99	1,301,596.40	4	58,571.84	(0.00)	58,571.84
770111	Elam-Plowman Professorship in Physical Therapy	607,593.95	611,826.32	555,203.84	591,541.37	4	26,619.36	0.00	26,619.36
770112	John Flack Burton M.D. Professorship in Medical Humanities	466,228.78	471,967.38	516,553.27	484,916.47	4	21,821.24	0.00	21,821.24
770113	Harris Family Foundation Surgery Library Professorship	413,279.35	418,833.74	473,050.95	435,061.35	4	19,577.76	(0.00)	19,577.76
770114	John H. Holliman Professorship of Pathology Undergrad Medical Ed.	521,918.37	529,792.58	542,084.57	531,265.18	4	23,906.93	(0.00)	23,906.93
770115	Harry Wilkins Chair in Neurosurgery	540,139.12	547,783.08	632,882.72	573,601.64	4	25,812.07	0.00	25,812.07
770116	Bob G. Eaton Chair in Radiological Sciences	660,485.08	669,577.07	765,107.91	698,390.02	4	31,427.55	0.00	31,427.55
770117	The H. T. Shillingburg, D.D.S. Professorship in Fixed Prosthodontics	385,044.14	380,311.44	439,393.90	401,583.16	4	18,071.24	4,619.47	22,690.71
770118	Chair in Gynecologic Oncology	816,954.37	831,206.11	851,269.44	833,143.31	4	37,491.45	0.00	37,491.45
770119	Stewart Wolf Chair Internal Medicine	1,718,380.11	1,733,194.75	1,703,912.40	1,718,495.75	4	77,332.31	(0.00)	77,332.31
770120	Professorship of Psychiatric Education	320,317.07	324,834.90	380,080.18	341,744.05	4	15,378.48	(0.00)	15,378.48
770121	Endowed Chair for the College of Pharmacy	1,278,936.18	1,233,808.70	1,366,975.96	1,293,240.28	4	58,195.81	52,352.95	110,548.77
770122	Osley Foundation Chair in Program for Assertive Community Treatme	1,199,977.82	1,216,966.97	1,406,125.81	1,274,356.87	4	57,346.06	(0.00)	57,346.06
770123	Robert G. Gordon, Jr. Chair in Surgery	577,346.35	585,516.87	676,478.56	613,113.93	4	27,590.13	(0.00)	27,590.13
770124	Endowed Professorship in Developmental Disabilities	567,226.82	567,304.41	390,852.99	508,461.41	4	22,880.76	0.00	22,880.76
770125	Chair in Perinatal Research	1,340,571.33	1,343,221.17	1,013,468.62	1,232,420.38	4	55,458.92	0.00	55,458.92
770126	Robert and Donis Klabruba Chair in Nursing (transfer from OU acct fu	326,565.32	328,457.49	379,489.55	344,837.46	4	15,517.69	1,238.47	16,756.15
770127	CHF (formerly CMRI) E.L. & Thelma Gaylord Research Chair in Hemat	1,114,881.58	1,126,685.82	1,169,478.97	1,137,015.46	4	51,165.70	0.00	51,165.70
770128	Samuel Nobel Foundation Chair in Cancer Research	1,879,502.14	1,906,100.57	2,202,218.67	1,995,940.46	4	89,817.32	(0.00)	89,817.32
770129	CHF (formerly CMRI) Chickasaw Nation Research Chair for Pediatric I	1,166,416.91	1,180,911.31	1,297,381.47	1,214,903.23	4	54,670.65	0.00	54,670.65
770130	Chickasaw Nation Chair in Diabetes	2,264,245.44	2,264,889.77	1,559,494.56	2,029,543.25	4	91,329.45	(0.00)	91,329.45
770131	Rainbolt Family Chair in Cancer Research	2,268,037.08	2,296,950.00	2,547,818.61	2,370,935.23	4	106,692.09	0.00	106,692.09
770132	Choctaw Nation Chair in Adult Endocrinology	636,030.69	644,492.71	724,115.85	668,213.08	4	30,069.59	(0.00)	30,069.59
770133	Don W. Reynolds Chair in Aging Research #1	1,128,692.74	1,143,343.11	1,276,942.29	1,182,992.71	4	53,234.67	0.00	53,234.67
770134	Don W. Reynolds Chair in Aging Research #2	1,123,314.81	1,144,941.89	1,264,419.98	1,177,558.89	4	52,990.15	(0.00)	52,990.15
770135	Don W. Reynolds Chair in Aging Research #3	1,127,808.45	1,142,446.31	1,275,906.16	1,182,053.64	4	53,192.41	(0.00)	53,192.41
770136	Don W. Reynolds Chair in Aging Research #4	1,155,751.42	1,170,784.85	1,308,647.78	1,211,728.02	4	54,527.76	(0.00)	54,527.76
770137	Nancy Johnston Records Chair in Oncology	2,963,517.09	2,904,042.14	3,355,201.90	3,040,920.38	4	136,841.42	(0.00)	136,841.42
770138	Jim and Christy Everest Chair in Cancer Research	3,484,349.89	3,361,403.99	3,233,064.25	3,359,606.04	4	151,182.27	120,198.95	271,381.22
770139	Jim and Christy Everest Chair in Cancer Development & Therapy Rese	2,416,438.39	2,387,566.06	2,589,429.34	1,821,144.60	4	81,951.51	(0.00)	81,951.51
770140	Harold Hamm Chair in Adult Diabetes Research	1,477,786.06	1,498,802.82	1,732,060.61	1,569,549.83	4	70,629.74	0.00	70,629.74
770141	Harold Hamm Chair in Clinical Diabetes Research	1,259,519.27	1,255,269.95	1,450,566.05	1,321,785.09	4	59,480.33	10,267.34	69,747.67

770142	Harold Hamm Chair in Adult Diabetes Clinical Care	2,479,078.58	2,515,641.63	2,916,565.11	2,637,095.10	4	118,669.28	11,100.80	129,770.08
770143	Presbyterian Health Foundation Professorship in Micro & Immunology	272,280.39	276,133.66	319,031.81	289,148.62	4	13,011.69	0.00	13,011.69
770144	CHF (formerly CMR) Paul and Ann Milburn Endowed Research Chair	517,493.43	522,674.78	240,667.01	426,945.07	4	19,212.53	0.00	19,212.53
770145	Virginia Kerley Cade Chair in Cancer Development	2,214,074.01	2,213,064.98	2,556,870.93	2,328,003.31	4	104,760.15	14,673.68	119,433.83
770146	CHF (formerly CMR) Choctaw Nation Chair for Pediatric Endocrinology	1,120,212.13	1,135,053.38	1,277,707.23	1,177,657.58	4	52,994.59	0.00	52,994.59
770147	CHF (formerly CMR) Express Personnel Pediatric Emergency Medicine	1,179,499.35	1,177,958.83	1,360,959.89	1,239,472.69	4	55,776.27	8,272.27	64,048.55
770148	CHF (formerly CMR) C.R. Anthony #2 Pediatric Pulmonology	0.00	0.00	0.00	(0.00)	4	(0.00)	(0.00)	(0.00)
770149	Bozakis-Müller Professorship in Rheumatology, Immunology & Allergy	558,002.72	565,899.90	653,819.99	592,574.20	4	26,665.84	0.00	26,665.84
770150	Donna L. Wong Professorship in Pediatric Nursing	400,995.20	386,846.01	412,392.33	400,077.85	4	18,003.50	14,002.86	32,006.37
770151	Robert W. and Elsie B. Lykins Chair in Anesthesiology	1,166,621.88	1,183,131.74	1,366,934.58	1,238,896.07	4	55,750.32	0.00	55,750.32
770152	Warren Jackman Chair in Electrophysiology	1,355,932.29	1,357,547.59	983,555.54	1,232,345.14	4	55,455.53	(0.00)	55,455.53
770153	Sandra K. and David L. Gilliland Chair in Nuclear Pharmacy	930,618.89	931,971.86	683,467.28	848,686.01	4	38,190.87	0.00	38,190.87
770154	Funnell-Strebel Professorship in Obstetrics & Gynecology	353,359.69	351,384.80	349,049.85	351,264.78	4	15,806.92	5,931.88	21,738.79
770155	J. Andy Sullivan Chair in Orthopedic Resident Education (formerly De	854,955.31	859,917.17	755,965.39	823,612.62	4	37,062.57	0.00	37,062.57
770156	Ethelwyn McElwee Chair in Alzheimer's Disease Research	3,020,100.64	2,932,537.72	1,366,934.58	2,439,857.65	4	109,793.59	31,565.33	141,358.92
770157	John H. Saxon III, MD Professorship in Anesthesiology	313,737.13	317,425.77	341,733.63	324,298.55	4	14,593.45	0.00	14,593.45
770158	CHF (formerly CMR) #19 Department of Pediatrics - Paul Milburn (Pu	770,810.17	743,611.99	772,083.06	762,168.41	4	34,297.58	28,868.49	63,166.07
770159	Richard T. Anderson Chair in Neuroscience	701,506.45	717,463.41	797,119.16	738,696.34	4	33,241.34	0.00	33,241.34
770160	Joanne I Moore Professorship in Pharmacology	341,503.47	346,284.71	398,023.92	361,937.37	4	16,287.18	(0.00)	16,287.18
770161	Harold L. Boyer/Mark Allen Everett Chair in Dermatology	724,883.37	701,871.19	758,013.20	728,255.92	4	32,771.52	14,373.83	47,145.34
770162	James Park Dewar, M.D. Professorship in Pathology	329,912.70	338,792.59	390,137.38	352,947.56	4	15,882.64	0.00	15,882.64
770163	CHF (formerly CMR) #21 Emil Stratton, M.D. Endowed Research Chair	1,374,958.16	1,326,442.52	962,356.31	1,221,252.33	4	54,956.35	39,745.20	94,701.55
770164	CHF (formerly CMR) #24 Inasmuch Foundation Endowed Research Chair	1,502,696.30	1,449,673.40	1,251,063.21	1,401,144.30	4	63,051.49	49,608.49	112,659.98
770165	CHF (formerly CMR) #25 R.A. Herring/J.R. Seely MD /R.K. Chiles End	1,224,550.89	1,226,441.97	888,396.49	1,113,129.78	4	50,090.84	(0.00)	50,090.84
770166	Donald D. Albers, MD Chair in Urology	1,309,191.62	1,326,130.68	1,479,265.99	1,371,529.43	4	61,718.82	(0.00)	61,718.82
770167	James H. Little, MD Chair in Neurology	612,912.89	620,926.57	695,339.81	643,059.76	4	28,937.69	(0.00)	28,937.69
770168	CHF (formerly CMR) #27/Claire Gordon Duncan Endowed	1,050,430.34	1,049,402.34	683,467.28	927,766.65	4	41,749.50	0.00	41,749.50
770169	Libby Warren Blankenship Professorship of Medical Breast Oncology	450,187.99	434,303.03	481,178.16	455,223.06	4	20,485.04	18,155.71	38,640.75
770170	Graduate Alumni Chair in Orthodontics (upgrade from Prof.)	499,233.35	504,709.07	530,220.78	511,387.74	4	23,012.45	0.00	23,012.45
770171	CHF (formerly CMR) Cash Family Chair in Pediatric Diabetes	1,188,295.69	1,205,120.35	1,392,619.43	1,262,011.82	4	56,790.53	(0.00)	56,790.53
770172	CHF (formerly CMR) Arthritis Foundation, OK Chapter Endowed Res	1,224,550.89	1,226,441.97	888,396.49	1,113,129.78	4	50,090.84	(0.00)	50,090.84
770173	Donald W. Reynolds Chair in Aging Research #6	1,116,811.66	1,122,594.72	1,264,898.39	1,168,101.59	4	52,564.57	11,693.75	64,258.32
770173A	Donald W. Reynolds Chair in Aging Research #6	1,282,102.62	1,237,137.23	1,408,166.73	1,309,135.53	4	58,911.10	33,345.42	92,256.52
770174	Inasmuch Endowed Chair in Cancer Screening Outreach & Education	1,205,017.41	1,230,831.81	1,400,246.37	1,278,698.53	4	57,541.43	879.43	58,420.87
770175	Professorship of Microbiology	261,220.42	264,917.17	306,072.80	277,403.46	4	12,483.16	0.00	12,483.16
770176-7	Gaylord Foundation Endowed Chair in Cancer Palliative Care	2,503,800.84	2,446,071.71	2,775,163.12	2,575,011.89	4	115,875.54	53,602.19	169,477.72
770178	Steven E. Moore Chair in Head and Neck Cancer	1,646,523.86	1,588,425.97	1,780,294.74	1,671,748.19	4	75,228.67	45,721.09	120,949.76
770179	Gary McKinney Chair in Bone Marrow Diseases	579,868.94	588,075.28	679,434.96	615,793.06	4	27,710.69	(0.00)	27,710.69
770180	Mai Eager Anderson Chair in Cancer Clinical Trials	1,210,286.35	1,227,414.14	1,418,096.37	1,285,265.62	4	57,836.95	0.00	57,836.95
770181	Phil and Fern Ashby Professorship	359,335.61	364,420.88	421,034.69	381,597.06	4	17,171.87	(0.00)	17,171.87
770183	Louise and Clay Bennett Chair in Cancer	2,032,029.64	2,026,295.35	2,304,539.75	2,120,954.91	4	95,442.97	15,151.90	110,594.87
770184	Jesus E. Medina MD Chair in Otorhinolaryngology	626,161.44	642,086.26	753,563.48	673,937.06	4	30,327.17	0.00	30,327.17
770185	CHF (formerly CMR) Dr. Geoffrey P. Altshuler Founder Endowed Res	1,508,142.64	1,517,358.68	1,738,220.18	1,587,907.16	4	71,455.82	5,694.28	77,150.10
770186	CHF (formerly CMR) Haris D. Riley Jr. MD Endowed Research Chair	608,833.84	609,233.88	720,037.39	646,035.53	4	29,071.60	7,243.79	36,315.39
770187/7	CHF (formerly CMR) Endowed Chair Richard Kasterke-Connie Gnggs	2,663,776.19	2,569,378.38	2,459,311.03	2,564,290.53	4	115,393.07	65,200.55	180,593.63
770188A	CHF (formerly CMR) Endowed Research Professorship (split and rer	674,682.99	665,754.98	737,611.15	692,683.04	4	31,170.74	17,121.55	48,292.29
770189	CHF (formerly CMR) Endowed Research Professorship in Pediatrics	1,456,800.55	1,475,057.20	1,599,113.68	1,510,323.81	4	67,964.57	0.00	67,964.57
770190	Peggy and Charles Stephenson Chair in Translational or Clinical Trial	534,730.73	515,862.67		525,296.70	4	23,638.35	8,705.18	32,343.53
770191	CHF Dr. Webb M. Thompson Jr. and Alma Thompson Chair in Pediat	355,936.64	343,377.35		349,657.00	4	15,734.56	5,794.49	21,529.06
770192	Peggy and Charles Stephenson Chair in Cancer Laboratory Research	533,904.96	515,066.03		524,485.30	4	23,601.85	8,691.74	32,293.59
770193	Stephenson Chair in Cancer	429,155.18	414,012.37		421,583.77	4	18,971.27	6,986.46	25,957.73
770194	Peggy and Charles Stephenson Chair in Cancer #2	533,904.96	515,066.03		524,485.30	4	23,601.85	8,691.74	32,293.59
770195	Peggy and Charles Stephenson Chair in Cancer #3	533,904.96	515,066.03		524,485.30	4	23,601.85	8,691.74	32,293.59
770196	Barry Gray MD Professorship of Pulmonary and Critical Care Research	316,783.61	305,605.85		311,194.73	4	14,003.76	5,157.10	19,160.86
	Subtotal, OUHSC	199,206,528.06	198,851,827.98	201,960,049.46	197,885,342.71		8,928,478.77	1,637,687.57	10,665,681.49
									0.00

OU- Tulsa										
765001	Gussman Chair in Internal Medicine	1,111,204.31	1,119,777.22	1,272,579.37	1,167,853.63	4	52,553.41	\$	2,956.74	55,510.15
765002	Julian Rothbaum Chair in Community Health Research	1,102,827.69	1,118,426.37	1,291,898.82	1,171,050.96	4	52,697.29	\$	0.00	52,697.30
765003	The Oxley Foundation Chair in Neuroscience Research	1,107,590.86	1,123,265.41	1,297,768.40	1,176,208.22	4	52,929.37	\$	0.00	52,929.37
765004	Kaiser Family Foundation Chair in Medical Informatics -f formerly #1	1,090,944.87	1,106,383.76	1,278,263.59	1,158,530.74	4	52,133.88	\$	0.00	52,133.88
765005	Kaiser Family Foundation Chair in Community Medicine Research- Ct	1,306,534.41	1,325,052.47	1,531,555.33	1,387,714.07	4	62,447.13	\$	0.00	62,447.13
765006	Kaiser Family Foundation Chair in Emergency Medicine - Chair #3	1,100,858.85	1,116,438.12	1,289,881.49	1,169,059.49	4	52,607.68	\$	0.00	52,607.68
765007	GKFF Chair in Clinical Translational Science #1 formerly Steven Land	1,044,936.95	1,106,383.76	1,278,263.59	1,143,194.77	4	51,443.76	\$	25,723.32	77,167.09
765008	George Kaiser Family Foundation in Internal Medicine formerly Kaiser	1,178,489.61	1,181,682.83	1,365,267.60	1,241,813.35	4	55,881.60	\$	6,118.15	61,999.75
765009	Hille Foundation Chair in Diabetes	1,127,511.06	1,138,898.43	1,278,263.63	1,181,557.71	4	53,170.10	\$	1,560.85	54,730.94
765010	George Kaiser Family Foundation Chair in Medical Education (former	1,183,428.35	1,200,182.31	1,386,851.32	1,256,820.66	4	56,556.93	\$	0.00	56,556.93
765011	George Kaiser Family Foundation Professorship #7A Public Health, in	583,310.94	591,565.87	683,467.29	619,448.03	4	27,875.16	\$	0.00	27,875.16
765011B	GKFF Professorship of Public Health - Biostatistics formerly George K	530,821.18	644,446.31	714,002.60	629,756.70	4	28,339.05	\$	24,534.77	52,873.82
765012	George Kaiser Family Foundation in Internal Medicine #2 formerly Ch	1,641,071.71	1,732,888.92	1,924,712.63	1,766,224.42	4	79,480.10	\$	0.00	79,480.10
765013	George Kaiser Family Foundation Chair in Internal Medicine #3 former	1,392,951.15	1,412,675.62	1,632,170.01	1,479,265.59	4	66,566.95	\$	(0.00)	66,566.95
765014	George Kaiser Family Foundation Chair in Community Medicine (form	1,166,621.88	1,183,131.74	1,366,934.58	1,238,896.07	4	55,750.32	\$	0.00	55,750.32
765015	GKFF Chair in Clinical Translational Science #2 formerly George Kaiser	1,045,145.77	1,395,565.47	1,546,191.44	1,328,967.56	4	59,803.54	\$	54,442.72	114,246.27
765016	George Kaiser Family Foundation Professorship #12A, Chair in Public	670,676.92	680,174.33	785,852.65	712,235.30	4	32,050.59	\$	0.00	32,050.59
765016B	George Kaiser Family Foundation Professorship #12B, Chair in Public	674,244.79	688,527.24	785,852.67	716,208.23	4	32,229.37	\$	(0.00)	32,229.37
765017	George Kaiser Family Foundation Chair in Surgery (formerly #13)	1,329,975.93	1,348,875.40	1,562,128.23	1,413,659.85	4	63,614.69	\$	(0.00)	63,614.69
765018	George Kaiser Family Foundation Chair in Pediatrics (formerly #14)	1,164,112.79	1,180,587.14	1,363,994.70	1,236,231.54	4	55,630.42	\$	(0.00)	55,630.42
765019	George Kaiser Family Foundation Chair in Psychiatry (formerly #15)	1,206,902.14	1,224,125.32	1,392,336.24	1,274,454.36	4	57,350.46	\$	4,848.52	62,198.97
765020	George Kaiser Family Foundation in Obstetrics and Gynecology #2 fo	1,348,766.92	1,367,860.77	1,580,381.25	1,432,336.98	4	64,455.16	\$	(0.00)	64,455.16
765021	George Kaiser Family Foundation in Emergency Medicine #2 formerly	1,399,579.24	1,419,398.61	1,639,939.21	1,486,883.76	4	66,883.76	\$	(0.00)	66,883.76
765022	GKFF Chair in Clinical Translational Science #3 formerly George Kaiser	1,045,392.47	1,737,212.10	1,924,712.63	1,569,105.73	4	70,609.76	\$	72,622.84	143,232.60
765023	George Kaiser Family Foundation in Medical Informatics #2 formerly G	1,463,161.17	1,483,939.33	1,715,297.60	1,554,132.70	4	69,935.97	\$	(0.00)	69,935.97
765024	GKFF Chair in Cancer Screening formerly George Kaiser Family Found	1,044,638.51	728,612.66	842,062.27	871,771.15	4	39,229.70	\$	(0.00)	39,229.70
765024B	George Kaiser Family Foundation Professorship #20B, in Clinical Educ	718,432.14	728,612.60	842,062.19	763,035.64	4	34,336.60	\$	(0.00)	34,336.60
765025	George Kaiser Family Foundation Professorship #21A, in Clinical Edu	680,012.69	689,639.20	796,787.83	722,146.57	4	32,496.60	\$	(0.00)	32,496.60
765025B	George Kaiser Family Foundation Professorship #21B, in Clinical Educ	689,768.41	699,536.61	808,348.97	732,551.33	4	32,964.81	\$	0.00	32,964.81
765026	George Kaiser Family Foundation Professorship #22A Chair in Clinica	687,782.13	697,519.88	805,894.87	730,398.96	4	32,867.95	\$	0.00	32,867.95
765026B	George Kaiser Family Foundation Professorship #22B, Chair in Clinica	701,028.93	710,959.09	821,593.18	744,527.07	4	33,503.72	\$	0.00	33,503.72
765027	George Kaiser Family Foundation Professorship #23A, formerly Chair	687,648.37	697,384.20	805,738.04	730,256.87	4	32,861.56	\$	0.00	32,861.56
765027B	George Kaiser Family Foundation Professorship #23B, formerly Chair	702,879.39	712,836.45	823,787.79	746,501.21	4	33,592.55	\$	(0.00)	33,592.55
765028	George Kaiser Family Foundation Chair #24	1,800,751.95	1,737,212.10	1,924,712.63	1,820,892.23	4	81,940.15	\$	72,622.84	154,562.99
765029	GKFF Chair in Vascular Medicine formerly George Kaiser Family Foun	1,045,392.47	1,737,212.10	1,924,712.63	1,569,105.73	4	70,609.76	\$	72,622.84	143,232.60
765030	GKFF Professorship of Surgery formerly George Kaiser Family Found	530,983.05	868,606.05	962,356.31	787,315.14	4	35,429.18	\$	36,311.42	71,740.60
765030B	GKFF Professorship of Public Health - Health Promotion formerly Geo	530,983.05	868,606.05	962,356.31	787,315.14	4	35,429.18	\$	36,311.42	71,740.60
765031	George Kaiser Family Foundation Chair #27	0.00	0.00	0.00	-	4	\$		-	-
765032	George Kaiser Family Foundation Chair in OU-Tulsa #28	1,800,751.95	1,737,212.10	1,924,712.63	1,820,892.23	4	81,940.15	\$	72,622.84	154,562.99
765033	GKFF Director's Chair in OU Polytechnic formerly George Kaiser Fami	1,376,864.93	1,737,212.10	1,924,712.63	1,679,596.55	4	75,581.84	\$	72,622.84	148,204.69
765034	GKFF Chair in Polytechnic #1 formerly George Kaiser Family Foundati	1,045,392.47	1,737,212.10	1,924,712.63	1,569,105.73	4	70,609.76	\$	72,622.84	143,232.60
765035	GKFF Chair in OU Polytechnic #2 formerly George Kaiser Family Four	1,045,392.47	1,737,212.10	1,924,712.63	1,569,105.73	4	70,609.76	\$	72,622.84	143,232.60
765036	GKFF Chair in OU Polytechnic #3 formerly George Kaiser Family Four	1,045,392.47	1,737,212.10	1,924,712.63	1,569,105.73	4	70,609.76	\$	72,622.84	143,232.60
765037	Oxley Foundation Endowed Chair in Child & Adolescent Psychiatric I	1,162,653.39	1,179,107.09	1,362,284.77	1,234,681.75	4	55,560.68	\$	0.00	55,560.68
765038	Oxley Foundation Endowed Chair in Child & Adolescent Psychiatric I	1,172,398.93	1,199,537.77	1,364,399.86	1,245,445.52	4	56,045.05	\$	0.00	56,045.05
765039	Oxley Foundation Endowed Chair in Child Psychiatry (formerly Imagin	1,166,621.88	1,183,131.74	1,366,934.58	1,238,896.07	4	55,750.32	\$	0.00	55,750.32
765040	GKFF Chair in OU Polytechnic #4	1,044,138.03				4	\$		-	-
765041	GKFF Chair in OU Polytechnic #5	1,044,138.03				4	\$		-	-
765042	GKFF Professorship of OU Polytechnic #1	530,355.83				4	\$		-	-
765043	GKFF Professorship of OU Polytechnic #2	513,782.21				4	\$		-	-
765044	GKFF Professorship of OU Polytechnic #3	530,355.83				4	\$		-	-
765045	GKFF Professorship of OU Polytechnic #4	530,355.83				4	\$		-	-
765046	GKFF Professorship of OU Polytechnic #5	530,355.83				4	\$		-	-
765047	GKFF Professorship of OU Polytechnic #6	530,355.83				4	\$		-	-
Sub-Total OU Tulsa		52,906,672.93	52,752,038.93	59,926,162.23	53,443,678.90		2,404,965.55		773,790.67	3,178,756.22
TOTAL, OU:		427,228,102.06	426,846,837.76	424,458,410.36	404,629,602.06		19,425,107.85		3,565,698.86	23,110,321.86

010066	Oscar S. Gellein/Deloitte & Touche Prof. in Accounting (3/94)	205,240.82	207,341.55	239,353.32	217,311.90	4	9,779.04	197.55	9,976.58
010067	Wayman & Donna Spence Professorship in Wellness	292,460.63	225,264.77	260,049.11	235,924.84	4	10,616.62	(0.00)	10,616.62
010068	V. Brown Monnett Professorship in Geology (Private)	300,535.52	324,717.99	376,975.36	344,076.29	4	15,483.43	5,661.36	21,144.79
010069	V. Brown Monnett Professorship in Geology (Public)	909,235.58	882,998.51	978,302.18	923,512.09	4	41,558.04	30,791.75	72,349.80
010070	Vaughn Foundation Professorship in Number Theory (Private)	118,359.09	117,497.15	137,693.11	124,509.79	4	5,602.94	1,089.31	6,692.25
010071	Vaughn Foundation Professorship in Number Theory (Public)	234,436.69	229,498.23	257,476.39	240,470.43	4	10,821.17	6,261.55	17,082.72
010072	Equine Sports Medicine Professorship	774,767.89	784,282.59	905,363.29	821,471.26	4	36,966.21	0.00	36,966.21
010073	Norris Professorship of Humanities	327,120.29	319,470.58	357,664.40	334,751.75	4	15,063.83	8895.83	23,959.66
010074	Langhere Professorship in Hotel and Restaurant Administrati	266,369.65	256,970.75	295,621.29	272,987.23	4	12,284.43	5,965.98	18,250.40
010075	Endowed Professorship in Animal Medicine	782,054.05	754,459.14	835,889.32	790,800.84	4	35,586.04	30,999.04	66,585.08
010076	Fleming Professorship of Management Technology	188,043.94	187,554.43	216,512.67	197,370.35	4	8,881.67	1317.38	10,199.04
010077	Carroll M. Leonard Professorship (6/30/95)	212,989.95	210,040.83	242,496.45	221,842.41	4	9,982.91	2620.19	12,603.10
010078	Maciula Professorship in Engineering (9/5/97)	160,132.33	162,826.61	188,074.73	170,344.56	4	7,665.51	(0.00)	7,665.50
010079	M.R. Lohman Professorship in Engineering	335,936.69	340,114.70	392,763.11	356,271.50	4	16,032.22	0.00	16,032.22
010080	Richard W. Poole Professorship for Excellence (Business)	306,949.72	308,657.67	356,380.31	323,995.90	4	14,579.82	972.53	15,552.34
010081	Mel and Mary Jones Professorship in Plant Genetics	134,483.22	136,146.49	157,171.61	142,600.44	4	6,417.02	0.00	6,417.02
010082	Norman and Suzanne Myers Chair in Business	528,465.66	534,899.93	617,333.17	560,232.92	4	25,210.48	1684.09	26,894.57
010083	Kerr Foundation Chair in Biomedical Laser and Biphotonic Re	505,568.76	500,279.28	577,518.22	527,788.75	4	23,750.49	5411.91	29,162.40
010084	Bill Fitzwater Cooperative Chair in Ag. Economics	1,064,986.21	1,054,024.50	1,213,961.18	1,110,990.63	4	49,994.58	11,998.99	61,993.57
010085	Robert Sirney Prof. Ag. Biochemistry (MOST Optical)	261,213.89	263,921.79	304,669.15	276,601.61	4	12,447.07	235.30	12,682.37
010086	Wayne and Jean Huffine Prof. Turfgrass (MOST Optical)	269,826.30	260,305.43	300,502.76	276,878.16	4	12,459.52	6041.14	18,500.66
010087	W. Haskell Cudd Professorship in Business	295,897.60	285,456.80	329,530.51	303,628.31	4	13,663.27	6624.65	20,287.92
010088	Professorship in Structural and Household Pest Control/urbar	559,304.39	544,211.74	598,497.54	567,337.89	4	25,530.20	13394.42	38,924.63
010089	Ricks-Rapp Professorship in Musculoskeletal Research	278,753.19	282,176.41	325,742.14	295,557.25	4	13,300.08	0.00	13,300.08
010090	Sparks Endowed Chair in Agriculture	1,211,653.21	1,217,737.08	1,405,888.69	1,278,426.33	4	57,529.18	4143.05	61,672.24
010091	Glenn Bullock Endowed Professorship in Equine Reproduction	260,058.22	263,251.84	303,895.78	275,735.28	4	12,408.09	0.00	12,408.09
010092	Watson Chair in Financial Risk Management	1,066,855.97	1,037,128.35	1,192,171.84	1,096,718.72	4	49,442.34	22307.81	71,750.15
010093	Christine Salmon Endowed Professorship in Interior Design	359,518.37	354,258.41	392,315.62	368,697.47	4	16,591.39	10,515.57	27,106.96
010094	Endowed Chair in Geophysics	318,382.41	322,291.89	372,044.11	337,572.80	4	15,190.78	0.00	15,190.78
010095	Heath Endowed Professorship in Journalism	530,862.58	526,761.00	582,931.52	546,851.70	4	24,608.33	14,093.01	38,701.34
010096	Browning Professorship in Agriculture 6/02	391,273.42	393,408.59	454,289.13	412,990.38	4	18,584.57	1257.49	19,842.06
010097	Williams Chair in Information Technology (OSU-Tulsa) 6/02	1,709,841.12	1,656,766.04	1,835,558.51	1,734,055.22	4	78,032.49	52383.47	130,415.95
010098	Fran D. Jabara Professorship in Entrepreneurship Studies	1,329,927.63	1,312,992.12	1,515,751.10	1,386,223.62	4	62,380.06	15665.18	78,045.25
010099	Don Brattain Endowed Professorship in Business	391,703.04	389,067.86	449,146.21	409,972.37	4	18,448.76	3505.85	21,954.61
010100	Spears Chair in Business Administration	3,623,392.09	3,525,203.38	3,976,145.08	3,708,246.85	4	166,871.11	100832.51	267,703.62
010101	Francis Tuttle Professorship in Occupational and Adult Education	862,264.22	847,027.58	958,841.54	889,377.78	4	40,022.00	23,232.84	63,254.84
010102	Glenn M. Stinchcomb Family Professorship	473,268.96	461,847.30	482,934.88	472,683.71	4	21,270.77	7428.52	28,699.29
010103	Breedlove Professorship in Agnusiness	737,930.70	734,995.10	849,813.80	774,246.54	4	34,841.09	5764.92	40,606.01
010104	Bryan Close Endowed Professorship	381,637.36	376,282.81	434,381.57	397,433.92	4	17,884.53	4726.92	22,611.44
010105	Hyle Family Endowed Professorship	392,109.19	396,925.59	458,205.34	415,746.71	4	18,708.60	0.00	18,708.60
010106	Morsani Endowed Chair in Math, Science and Tech. Education	1,458,662.41	1,425,450.13	1,602,936.74	1,495,683.09	4	67,305.74	36358.48	103,664.22
010107	Arthur L. Reed Chair	1,148,184.16	1,162,287.42	1,341,745.25	1,217,405.61	4	54,783.25	0.00	54,783.25
010108	Totusek Chair in Animal Science	577,059.41	583,351.27	669,954.14	610,121.61	4	27,455.47	1056.64	28,512.12
010109	White Animal Science Chair	567,884.57	574,810.93	661,900.39	601,531.97	4	27,068.94	0.00	27,068.94
010110	Peggy Layman Welch Chair	646,158.34	654,093.22	755,074.87	685,108.81	4	30,829.90	0.00	30,829.90
010111	Sports Media Professorship	617,724.32	595,927.81	682,056.44	631,902.86	4	28,435.63	15165.18	43,600.81
010112	Judy Johnson Professorship in Accounting	294,604.80	285,656.87	320,414.24	300,225.31	4	13,510.14	8043.60	21,553.74
010113	Lanny Chasteen Professorship in Accounting	322,989.49	326,940.22	376,843.64	342,257.79	4	15,401.60	0.00	15,401.60
010114	Puterbaugh Legal Studies & Ethics in Business Professorship	437,847.89	428,858.47	495,105.74	453,937.37	4	20,427.18	6763.02	27,190.20
010115	Rhea Oklahoma International Women Forum Professorship	290,533.92	285,560.09	329,763.38	301,952.46	4	13,587.86	4020.04	17,607.90
010116	Spears in Administrative and Academic Leadership	1,886,435.69	1,819,872.48	2,016,294.69	1,907,534.29	4	85,839.04	76,490.35	162,329.39
010117	Spears Chair in Business Administration II	2,597,399.04	2,542,591.10	2,935,359.29	2,691,783.14	4	121,130.24	40,865.87	161,996.11
010118	Williams Chair in Business	1,313,930.35	1,275,484.66	1,466,561.43	1,351,992.15	4	60,839.65	27035.42	87,875.06
010119	Spears Chair in Business Administration III	1,606,934.96	1,580,076.10	1,824,152.37	1,670,387.81	4	75,167.45	21933.52	97,100.97
010120	Raymond Young Chair	800,846.97	782,256.36	903,167.30	828,756.88	4	37,294.06	13,461.31	50,755.37
010121	Christine Casheel Professorship	356,749.48	348,375.35	392,667.26	365,930.70	4	16,466.88	8918.42	25,385.30
010122	Stella Anderson Professorship	380,871.59	374,461.76	425,642.15	393,658.50	4	17,714.63	7532.67	25,247.30
010123	Gorman Gilbert, Bert Cooper, W&W Steel Professorship in Civil & Env	550,104.61	556,843.77	642,073.74	583,007.38	4	26,235.33	(0.00)	26,235.33
010124	Manlynn Thoma Chair in Human Environmental Services	569,070.08	566,408.53	653,845.24	596,441.28	4	26,839.86	4541.73	31,381.58
010125	Dr. Lawrence Boger Distinguished Professorship in International Stud	402,901.10	389,744.26	431,810.08	408,151.82	4	18,366.83	12,673.68	31,040.52
010126	Thomas E. Berry Professorship in Water Research	293,791.64	297,410.91	343,212.41	311,471.66	4	14,016.22	(0.00)	14,016.22
010127	Hodges Professorship in Plant & Soil Research	293,421.07	297,042.54	349,040.81	313,168.14	4	14,092.57	0.00	14,092.57
010128	A. J. and Susan Jacques Chair in Ag. Economics	1,119,002.25	1,132,740.53	1,317,941.87	1,189,894.88	4	53,545.27	0.00	53,545.27

010129	Chesapeake Energy Chair in Petroleum Geosciences	1,126,083.28	1,122,513.43	1,295,820.06	1,181,472.96	4	53,166.25	\$189.16	61,355.41
010130	Geology A Chair II	1,126,083.29	1,122,513.43	1,295,820.06	1,181,472.96	4	53,166.25	\$189.16	61,355.41
010131	Devon Energy Chair for Basin Research	1,143,641.79	1,124,687.59	1,298,353.47	1,188,894.29	4	53,500.24	16532.11	69,032.36
010132	Vennerberg Chair in Bioinformatics and Molecular Genetics	590,424.14	580,184.30	672,744.04	614,450.83	4	27,650.29	8232.91	35,883.20
010133	Vennerberg Professorship in Art	362,019.10	364,481.70	352,150.92	359,550.57	4	16,179.78	0.00	16,179.78
010134	N. Malone Mitchell, Jr. Chair in Entrepreneurship	4,400,882.51	4,454,935.16	5,142,898.49	4,666,238.72	4	209,980.74	0.00	209,980.74
010135	Norman G. Stevenson Chair in Entrepreneurship	4,720,171.03	4,571,385.01	5,277,139.74	4,856,231.92	4	218,530.44	97,224.47	315,754.90
010136	Puterbaugh Foundation Professorship Fund	798,757.69	772,415.00	920,022.48	830,398.39	4	37,367.93	17,184.14	54,552.07
010137	John A. & Donnie Brock Professorship in Educational Leadership	305,053.59	297,966.83	338,568.17	313,862.86	4	14,123.83	6339.04	20,462.87
010138	Femis, Anderson, Halligan College Student Development Professors	354,967.64	347,448.60	391,450.00	364,622.08	4	16,407.99	8512.05	24,920.05
010139	Ledbetter & Lemon Counseling Psych Diversity Professorship	305,836.12	299,609.37	341,990.63	315,812.04	4	14,211.54	6909.19	21,120.73
010140	A.J. and Susan Jacques Professorship in Special Education	396,466.04	382,476.67	423,672.86	400,871.86	4	18,039.23	14,781.17	32,820.40
010141	Chuck and Kim Watson	603,437.22	593,702.83	673,108.93	623,416.33	4	28,063.74	12126.64	40,179.38
010142	Harold Courson Chair in Petroleum Engineering	1,315,457.75	1,276,569.85	1,447,138.70	1,346,388.77	4	60,587.49	35302.65	95,890.14
010143	Continental Resources Chair in Petroleum Engineering	1,176,857.74	1,146,662.16	1,324,712.92	1,216,077.61	4	54,723.49	21,053.36	75,776.86
010144	Ray and Linda Booker Professorship in Aerospace Engineering	301,952.42	292,950.05	334,112.63	309,671.70	4	13,935.23	7,158.65	21,093.88
010145	Donald and Cathey Humphreys Chair in Industrial Engineering & Mng	599,059.03	604,513.45	680,902.14	628,158.21	4	28,267.12	4739.23	33,006.35
010146	Donald and Cathey Humphreys Chair in IEAT	745,293.79	733,951.92	854,534.89	777,926.87	4	35,006.71	9,684.49	44,691.20
010147	OG&E Energy Technology Chair	631,822.44	619,788.98	715,490.06	655,700.49	4	29,506.52	9316.39	38,822.91
010148	Sanson Investment Chair in Petroleum Engineering	1,244,097.93	1,201,406.39	1,361,674.73	1,269,059.68	4	57,107.69	33867.97	90,975.66
010149	Lew Ward Chair in Petroleum Engineering	685,118.55	675,398.96	781,527.52	714,015.01	4	32,130.68	8542.56	40,673.24
010150	Bryan Close Professorship in Adulthood & Aging	298,791.23	295,009.79	342,049.07	311,950.03	4	14,037.75	3507.23	17,544.98
010151	Endowed Professorship in Parenting	430,229.48	421,525.79	478,866.77	443,540.68	4	19,959.33	8604.05	28,563.38
010152	Doug and Nickie Burns Endowed Professorship in Vocal Music	300,156.82	289,565.73	323,572.74	304,431.77	4	13,699.43	9147.79	22,847.22
010153	Joan Kirkpatrick Clinic Professorship in Small Animal Internal Medicin	737,115.33	711,106.09	787,857.09	745,359.50	4	33,541.18	24877.58	58,418.76
010154	Clenico Family Chair in Library Excellence	1,258,799.37	1,249,403.13	1,444,432.07	1,317,544.86	4	59,289.52	11699.20	70,988.71
010155	George Kaiser Family Foundation Chair "A" in Health Sciences	1,146,381.91	1,124,213.06	1,297,768.55	1,189,454.51	4	53,525.45	17060.33	70,585.78
010156	George Kaiser Family Foundation Chair "B" in Health Sciences	1,386,788.57	1,344,475.97	1,522,517.60	1,417,927.38	4	63,806.73	38,080.67	101,887.40
010157	Northwest Oklahoma Osteopathic Foundation Grad Education	302,825.55	292,140.30	333,641.62	309,535.82	4	13,929.11	8363.20	22,292.31
010158	Hamison Bartlett Professorship in Chemistry	577,171.53	572,410.39	660,872.32	603,484.75	4	27,156.81	5,610.54	32,767.36
010159	Masonic Foundation Chair in Gender Studies	666,729.35	651,555.41	751,843.21	690,042.66	4	31,051.92	11,111.40	42,163.32
010160	Laurence and Georgia Ina Dresser Professorship in Rural Sociology	567,500.30	559,022.24	644,887.22	590,469.92	4	26,571.15	7,297.57	33,868.72
010161	Vennerberg Professorship in Developmental Disabilities Psychology	367,680.26	370,098.23	354,687.01	364,155.17	4	16,386.98	0.00	16,386.98
010162	Construction Management Technology Advisory Board Professorshi	672,918.05	655,467.06	768,198.59	698,861.23	4	31,448.76	13,363.58	44,812.34
010163	John Hendrix Chair in Engineering Fund	641,409.96	631,737.63	729,277.08	667,474.89	4	30,036.37	8260.51	38,296.88
010164	Center for Innovation and Economic Development Chair in Sensor Te	735,487.30	721,013.41	822,963.36	759,821.36	4	34,191.96	14,450.86	48,642.83
010165	Jim and Lynne Williams Professorship in Energy Technologies	363,634.65	350,803.73	388,666.63	367,701.67	4	16,546.58	14,144.03	30,690.60
010166	Janes Professorship in Fire Protection and Safety	648,921.92	632,187.51	715,640.06	665,583.16	4	29,951.24	17,452.31	47,403.55
010167	Williams Companies Professorship In Civil Engineering	484,178.78	474,652.02	549,083.40	502,638.06	4	22,618.71	10,184.42	32,803.13
010168	Wilson Bentley Professorship in Industrial Engineering & Managem	374,095.46	367,129.92	423,759.07	388,328.15	4	17,474.77	5440.17	22,914.94
010169	Centennial Professorship in Architecture & Architectural Engineering	571,356.69	578,148.11	667,383.86	605,629.35	4	27,253.33	109.39	27,362.72
010170	Halliburton Professorship in Engineering	337,783.20	325,864.46	361,035.62	341,561.10	4	15,370.25	10998.43	26,368.68
010171	Audrey E. Oaks Professorship	350,422.93	340,619.89	382,768.73	357,937.18	4	16,107.17	10,397.69	26,504.86
010172	Jennifer Flanery Jacques Professorship in Community Counseling	333,710.34	326,774.46	368,952.04	343,145.62	4	15,441.55	8521.28	23,962.84
010173	Joan Donelson Jacques Professorship in Health Promotion	335,877.03	324,025.55	360,668.66	340,190.41	4	15,308.57	11,943.82	27,252.39
010174	Elizabeth Jacques Munroe Professorship in Reading and Literacy	360,761.11	351,812.94	396,650.80	369,743.62	4	16,638.46	9524.35	26,162.81
010175	M. B. Seretean Endowed Professorship in Wellness	333,164.58	323,241.36	361,016.97	339,140.97	4	15,261.34	10,773.00	26,034.34
010176	Alice Phillips Endowed Professorship in Elementary Education	340,130.94	340,078.18	376,928.29	352,379.14	4	15,857.06	6569.61	22,425.67
010177	Laurence and Georgia Ina Dresser Professorship in Rural Teacher Edu	658,750.93	639,065.49	711,956.45	669,924.29	4	30,146.59	20833.01	50,979.60
010178	Jim and Lynne Williams Professorship in Nutritional Sciences	325,101.61	315,683.55	368,081.74	336,288.97	4	15,133.00	6,319.68	21,452.68
010179	Johunny Pope Chair in Entrepreneurship	4,830,390.93	4,858,038.13	5,608,079.76	5,098,836.27	4	229,447.63	14907.41	244,355.04
010180	Entrepreneurship Chair #1	4,928,705.53	4,879,515.22	5,633,290.18	5,147,303.64	4	231,628.66	51455.87	283,084.53
010181	Entrepreneurship Chair #2	2,527,163.02	2,519,272.36	2,944,282.57	2,650,239.32	4	245,260.77	81169.57	326,430.34
010182	Entrepreneurship Chair #3	2,562,676.52	2,535,244.02	2,926,610.89	2,674,843.81	4	220,367.97	27723.28	248,091.25
010183	Wilton T. Anderson Chair in Accounting	678,640.88	658,653.21	744,619.44	693,971.17	4	31,228.70	13117.96	44,346.66
010184	Greg Massey Professorship in Finance	367,293.76	355,653.16	395,078.99	372,675.30	4	16,770.39	12384.92	29,155.31
010185	Chuck and Kim Watson Chair in Business	681,150.19	660,857.19	747,734.89	696,580.76	4	31,346.13	18,761.85	50,107.98
010186	Patrick B. Dorr Professorship	624,953.07	605,540.35	693,283.70	641,259.04	4	28,856.66	16,136.34	44,992.99
010187	Jay and Fayenelle Helm Professorship	378,988.78	369,079.61	391,449.31	379,839.23	4	17,092.77	6,349.74	23,442.50
010188	ONEOK Foundation Chair in Finance	1,612,440.68	1,559,503.72	1,769,139.87	1,647,028.09	4	74,116.26	49,643.42	123,759.69
010189	Holder Family Chair in Entrepreneurship	1,264,552.34	1,227,208.29	1,416,679.81	1,302,813.48	4	58,626.61	24886.48	83,513.08
010190	Claud D. Knuffin Professorship of Library Science & Education	316,081.45	313,083.15	361,428.19	330,197.60	4	14,858.89	3,256.65	18,115.54
010191	Bums and Ann Hargis Endowed Professorship	362,282.62	361,873.73	423,446.39	382,534.25	4	17,214.04	2,346.09	19,560.14

010192	Madeleine Pickens Chair #A	1,281,548.26	1,236,328.61	1,427,186.16	1,315,021.01	4	59,175.95	28691.01	87,866.95
010193	Madeleine Pickens Chair #B	1,281,548.26	1,236,328.61	1,427,186.16	1,315,021.01	4	59,175.95	28691.01	87,866.95
010194	Madeleine Pickens Chair #C	1,281,548.26	1,236,328.61	1,427,186.16	1,315,021.01	4	59,175.95	28691.01	87,866.95
010195	Madeleine Pickens Chair #D	1,281,548.29	1,236,328.63	1,427,186.16	1,315,021.03	4	59,175.95	28691.01	87,866.96
010196	Madeleine Pickens Chair #E	1,281,548.26	1,236,328.60	1,427,186.16	1,315,021.01	4	59,175.95	28691.01	87,866.95
010197	Rainbolt Family Chair in Agricultural Finance	613,740.01	621,310.41	720,070.86	651,707.09	4	29,326.82	(0.00)	29,326.82
010198	George Chiga Animal Science Endowed Professorship Fund	310,273.63	301,313.78	347,834.29	319,807.23	4	14,391.33	6010.69	20,402.01
010199	Oklahoma Farm Credit Professorship in Agricultural Economics	371,445.06	364,134.75	352,298.37	362,626.06	4	16,318.17	5140.87	21,459.04
010200	Meibergen Family Professorship in Plant and Soil Sciences	317,405.61	314,280.71	362,814.06	331,500.13	4	14,917.51	3305.75	18,223.26
010201	Cline Family Equine Science Professorship	313,909.49	308,308.30	355,902.32	326,040.04	4	14,671.80	4450.74	19,122.54
010202	Nutrients for Life Foundation Professorship in Soil and Food Crop Nu	292,964.97	296,562.85	342,352.45	310,626.76	4	13,978.20	0.00	13,978.20
010203	Advance Foods/S.E. Gilliland Professorship in Microbial Food	351,771.27	350,213.09	404,298.95	368,761.11	4	16,594.25	2767.08	19,361.33
010204	Roger Howell Endowed Professorship in Agricultural Education	314,308.29	304,921.03	352,031.10	323,753.47	4	14,568.91	6235.62	20,804.53
010205	4-H Centennial Professorship	326,272.47	330,083.43	380,948.13	345,768.01	4	15,559.56	90.86	15,650.42
010206	Charles and Linda Shackelford Professorship in Floriculture	311,843.29	307,179.06	354,578.38	324,533.64	4	14,604.01	3997.50	18,601.51
010207	Barry Pollard MD/P&K Equipment Inc. Professorship in Agnbusiness	303,786.81	307,518.36	355,014.42	322,106.53	4	14,494.79	0.00	14,494.79
010208	Mary Lou Lemon Endowed Professorship for Under-represented Voic	345,948.93	340,606.77	379,916.95	355,490.88	4	15,997.09	4333.91	20,331.00
010209	Cal and Marilyn Vogt Professorship in CEAT	305,241.19	302,758.42	349,510.00	319,169.87	4	14,362.64	2933.13	17,295.77
010210	John Brammer Endowed Professorship in Mechanical & Aerospace En	296,271.82	299,909.78	346,206.78	314,129.46	4	14,135.83	0.00	14,135.83
010211	Ed Keller Endowed Professorship in Finance (formerly Endowed Profe	309,223.01	300,950.88	347,409.00	319,194.29	4	14,363.74	5680.72	20,044.46
010212	Joe Synar Endowed Chair	787,741.46	765,169.62	883,377.11	812,096.06	4	36,544.32	15179.64	51,723.96
010213	William S. Spears Chair in Business Administration IV	873,104.36	861,960.49	995,060.90	910,042.58	4	40,951.92	10292.47	51,244.39
010215	Ralph and Peggy Brenneman Professorship Fund	320,324.02	314,299.05	362,910.97	332,511.34	4	14,963.01	4,716.50	19,679.51
010216	Don and Cathy Humphreys Chair in International Studies	390,005.88	392,238.55	436,186.58	406,143.67	4	18,276.47	4974.86	23,251.33
010217	Don and Cathy Humphreys Chair in International Studies - B	376,815.73	380,592.05	442,832.10	400,079.96	4	18,003.60	1163.64	19,167.24
010218	Orville and Helen Buchanan Chair in Biosystems and Agricultural Eng	613,301.38	613,262.48	707,887.18	644,817.02	4	29,016.77	3549.26	32,566.02
010219	Howard and Adene Harrington Chair in Animal Science	719,061.98	727,892.46	840,275.34	762,409.93	4	34,308.45	0.00	34,308.45
010220	Virgil and Marge Jurgensmeyer Research Professorship/Product Deve	327,894.24	330,852.25	381,947.38	346,897.96	4	15,610.41	503.76	16,114.17
010221	Temple Gradin Professorship in Animal Behavior and Well Being	330,755.16	329,500.32	380,391.41	346,882.30	4	15,609.70	2503.16	18,112.86
010222	Hitch Family Professorship in Ruminant Feedlot Nutrition	319,440.08	309,772.08	362,414.55	330,542.24	4	14,874.40	6,413.06	21,287.46
010223	Devon Energy Chair/Basin Research II (formerly Homeland Security S	1,226,321.03	1,204,449.47	1,390,430.84	1,273,733.78	4	57,318.02	17383.16	74,701.18
010224	Vennerberg Chair in Bioinformatics and Molecular Genetics II (former	655,530.96	642,993.82	720,051.81	672,858.86	4	30,278.65	15459.69	45,738.34
010225	Don and Cathy Humphreys Chair CEAT II (formerly Botany A II**)	762,294.27	750,352.52	834,305.26	782,317.35	4	35,204.28	18,907.86	54,112.14
010226	Continental Resources Chair in Petroleum Engineering II (formerly Ind	1,298,683.54	1,264,189.31	1,410,842.12	1,324,571.66	4	59,605.72	35,047.06	94,652.78
010227	Lew and Myra Ward Chair in Petroleum Engineering II (formerly Elect	738,423.60	726,823.13	832,865.39	766,037.37	4	34,471.68	11885.57	46,057.25
010228	John and Donnie Brock Professorship in Education Leadership & Poli	333,785.94	325,685.35	358,199.47	339,223.59	4	15,265.06	9129.44	24,394.51
010229	Bryan Close Professorship in Adulthood & Aging II (formerly Family	325,637.86	320,909.12	364,234.25	336,927.08	4	15,161.72	5881.45	21,043.17
010231	N. Malone Mitchell, Jr. Chair in Entrepreneurship II (formerly Health/S	4,705,507.62	4,763,301.72	5,498,885.20	4,989,231.52	4	224,515.42	0.00	224,515.42
010232	Don and Cathy Humphreys Chair in International Studies A II (forme	636,566.28	630,099.01	698,106.77	654,924.02	4	29,471.58	13370.30	42,841.88
010233	Cleno Family Chair in Library Excellence II (formerly Lib Ser & Electr	1,336,851.22	1,324,700.90	1,531,483.58	1,397,678.57	4	62,895.54	13446.66	76,342.19
010234	Madeleine Pickens Chair A II (formerly Social Marketing Chair II**)	6,116,062.71	6,202,719.55	7,136,307.99	6,485,030.09	4	291,826.35	0.00	291,826.36
010235	A.J. and Susan Jacques Chair in Agric. Economic II (formerly Henry B	1,197,903.88	1,210,689.35	1,408,535.62	1,272,376.28	4	57,256.93	904.44	58,161.37
010236	Edward Joulilian Endowed Chair in Engineering	719,065.19	696,927.55	820,469.33	745,487.36	4	33,546.93	15,204.14	48,751.07
010237	Houston, Truax, Wentz Prof. in English II**	324,358.29	319,068.41	348,457.80	330,628.17	4	14,878.27	4094.38	18,972.64
010238	Cal and Marilyn Vogt Professorship in CEAT II**	301,279.65	298,936.67	343,207.90	314,474.74	4	14,151.36	3273.59	17,424.96
010239	Chuck and Kim Watson Chair in Education II**	319,271.21	319,563.70	354,054.80	330,963.24	4	14,893.35	5841.70	20,735.04
010240	Jim & Lynne Williams Prof. in Nutritional Sciences II**	338,708.82	328,810.63	364,480.87	344,000.11	4	15,480.00	11,195.79	26,675.79
010241	Greg Massey Professorship in Finance II**	360,796.94	349,385.58	385,751.20	365,311.24	4	16,439.01	12347.60	28,786.61
010242	Thomas E. Berry Professorship in Water Research * Mgmt II**	307,088.03	310,874.89	358,881.29	325,614.74	4	14,652.66	0.00	14,652.67
010243	Claud D. Kniffin Professorship of Library Science & Education II** (p	101,060.33	102,314.16	118,113.06	107,162.51	4	4,822.31	0.00	4,822.32
010244	Barry Pollard MD/P&K Equipment Inc. Professorship in Agnbusiness	303,705.04	307,435.59	354,918.86	322,019.83	4	14,490.89	0.00	14,490.89
010245	Vennerberg Professorship in Art II**	554,252.04	553,125.69	664,102.02	490,493.25	4	22,072.20	0.00	22,072.20
010246	Ray and Linda Booker Professorship in Aerospace Engineering II**	324,410.72	314,615.91	357,178.46	332,068.36	4	14,943.08	8,120.45	23,063.53
010247	M. B. Sereteau Endowed Professorship in Wellness II**	336,330.26	326,295.34	361,513.00	341,379.53	4	15,362.08	11,590.84	26,952.92
010248	Jay and Fayette Helm Professorship in Business II**	378,631.10	368,734.54	409,140.08	385,501.91	4	17,347.59	11,823.76	29,171.35
010249	Harold Courson Chair in Petroleum Engineering III**	362,823.60	350,021.30	387,799.75	366,881.55	4	16,509.67	12718.52	29,228.19
010250	Oklahoma Farm Bureau 4-H Professorship II	330,385.28	321,146.04	370,612.68	340,714.67	4	15,332.16	6256.82	21,588.98
010251	Don & Cathy Humphreys Chair in International Studies C II**	409,456.38	395,008.64	444,533.24	416,332.75	4	18,734.97	13502.12	32,237.13
010252	A.J. & Susan Jacques Professorship in Special Education II**	376,357.10	363,077.27	400,235.87	379,890.08	4	17,095.05	13,969.62	31,064.67
010253	Wilton T. Anderson Chair in Accounting II, formerly Accounting Cha	470,716.41	458,065.39	464,390.90	426,897.59	4	20,897.59	5,774.90	26,672.49
010254	Patrick Dorr Professorship II, formerly Accounting B Chair II**	390,112.37	378,986.04	384,549.21	354,549.21	4	17,304.71	5,092.09	22,396.80
010255	Oklahoma Agriculture Leadership Professorship	231,651.94	229,953.86		230,802.90	4	10,386.13	682.15	11,068.28

010256	Donald & Cathey Humphreys Chair in Industrial Engineering & Mgmt	193,956.09	193,731.67		193,843.88	4	8,722.97	0.00	8,722.98
010257	Center for Innovation & Economic Development Chair in Sensor Tech	474,582.19	457,836.47		466,209.33	4	20,979.42	7,725.99	28,705.41
010258	Johnny Pope Chair in Entrepreneurship II, formerly Entrepreneurship I	3,666,934.48	3,662,691.78		3,664,813.13	4	164,916.59	(0.00)	164,916.59
010259	Mike and Robbie Holder Chair in Entrepreneurship II, formerly Data M	941,622.36	915,672.95		928,647.65	4	41,789.14	11,858.51	53,647.65
010260	Puterbaugh Foundation Chair II, formerly Industrial Economics Chair I	472,673.22	457,836.47		465,254.84	4	20,936.47	6,814.44	27,752.91
010261	Daniel White Jordan Chair II, formerly Entrepreneurship Chair #1 II, fo	3,667,044.75	3,662,772.36		3,664,908.56	4	164,920.89	14.10	164,934.98
010262	Professor Fran Jabara Chair in Business II, formerly Information Assu	458,366.81	457,836.47		458,101.64	4	20,614.57	0.00	20,614.57
010263	Ed Keller Endowed Professorship in Finance II, formerly Strategic Ma	234,555.72	228,918.24		231,736.98	4	10,428.16	2,559.70	12,987.86
010264	Norman Stevenson Chair in Entrepreneurship II, formerly Sustainabilit	3,778,241.66	3,662,691.78		3,720,466.72	4	167,421.00	53,033.49	220,454.50
010265	Chuck and Kim Watson Chair in Business II, formerly Energy Chair II*	233,412.75	228,918.24		231,165.49	4	10,402.45	2,015.12	12,417.56
010266	Construction Management Advisory Board Chair II, formerly Commu	352,627.30	346,477.82		349,652.36	4	15,729.87	2,738.76	18,468.62
010267	Halliburton Professorship in Engineering II, formerly Computer Scienc	237,291.09	228,918.24		233,104.67	4	10,489.71	3,863.00	14,352.71
010268	John Brammer Professorship in Mechanical Engineering II, formerly C	229,183.41	228,918.24		229,050.82	4	10,307.29	0.00	10,307.29
010269	Elizabeth Jacques Munroe Professorship in Reading and Literacy Edu	259,432.02	254,053.46		256,742.74	4	11,553.42	2,422.46	13,975.88
010270	Alice Phillips Endowed Professorship in Elementary Education II **	234,894.66	234,622.88		234,758.77	4	10,564.14	0.00	10,564.15
010271	Myron Ledbetter & Bob Lemon Counseling Psych Professorship II**	281,915.96	276,533.23		279,224.60	4	12,565.11	2,412.04	14,977.15
010272	Joan Donaldson Jacques Health Promotion Professorship II**	237,291.09	228,918.24		233,104.67	4	10,489.71	3,863.00	14,352.71
010273	Anderson, Farnis & Halligan College Student Development Professors	252,888.64	248,971.47		250,930.05	4	11,291.85	1,728.96	13,020.82
010274	Dr. Jim Puckette Geoscience Education Chair II**	468,709.63	457,836.47		463,273.05	4	20,847.29	4,927.95	25,775.23
010275	OG&E Energy Technology Chair II**	463,946.40	457,836.47		460,891.44	4	20,740.11	2,658.46	23,398.57
010276	Harold Courson Chair in Petroleum Engineering II**	704,069.68	686,754.71		695,412.19	4	31,293.55	7,870.88	39,164.42
010277	SAS Professorship in Marketing Analytics II**	279,731.01	274,701.88		277,216.45	4	12,474.74	2,244.57	14,719.31
010278	Chuck and Kim Watson Chair in Business II	474,582.19	457,836.47		466,209.33	4	20,979.42	7,725.99	28,705.41
010279	OK Farm Credit Professorship in Agriculture Economics II**	231,282.90	228,918.24		230,100.57	4	10,354.53	1,000.33	11,354.85
010280	J.D. (Scotty) Scott Horticulture Research Endowed Professorship II**	232,105.89	231,023.37		231,564.63	4	10,420.41	388.27	10,808.68
010281	Iranian & Persian Gulf Studies Chair II	562,786.24	549,403.77		556,095.00	4	25,024.28	6,073.00	31,097.27
010282	Iranian & Persian Gulf Studies Prof. A. II	235,685.82	228,918.24		232,302.03	4	10,453.59	3,098.15	13,551.74
010283	Iranian & Persian Gulf Studies Prof. B II	235,139.34	228,918.24		232,028.79	4	10,441.30	2,837.77	13,279.07
010284	Iranian & Persian Gulf Studies Prof. C II	235,685.82	228,918.24		232,302.03	4	10,453.59	3,098.15	13,551.74
010285	Iranian & Persian Gulf Studies Prof. D II	229,183.41	228,918.24		229,050.82	4	10,307.29	0.00	10,307.29
010286	Judy Freeman Johnson Professorship in Accounting II	295,119.63	286,147.80		290,630.74	4	13,078.38	4,113.97	17,192.35
010287	Eastin Center for Talent Development Chair II	466,494.22	457,836.47		462,165.35	4	20,797.44	3,872.39	24,669.83
010288	McLaughlin Family Safety Chair II	949,164.38	915,672.95		932,418.66	4	41,958.84	15,451.98	57,410.82
010289	Centennial Professorship in Architecture & Architectural Engineering	421,834.97	421,346.91		421,590.94	4	11,971.59	(0.00)	18,971.59
010290	Samsom Investment Co. Chair in Petroleum Engineering II, formerly Bi	947,913.58	915,672.95		931,793.26	4	41,930.70	14,856.03	56,786.72
010291	John Hendrix Chair in Engineering II, formerly Nanotechnology Chair	461,148.24	457,836.47		459,492.36	4	20,677.16	1,325.24	22,002.40
010292	Jim & Lynne Williams Professorship in Energy Technologies II, forme	237,291.09	228,918.24		233,104.67	4	10,489.71	3,863.00	14,352.71
010293	Edward Joulain Chair in Engineering II, formerly Engineering Educatio	471,229.19	457,836.47		464,532.83	4	20,903.98	6,128.42	27,032.40
010294	Williams Foundation Professorship in Civil Engineering II, formerly St	324,373.55	320,485.53		322,429.34	4	14,509.33	1,675.61	16,184.94
010295	Decker Dawson Chair in Civil Engineering Fund II (formerly Professor	579,399.48	578,729.11		579,064.30	4	26,057.89	(0.00)	26,057.89
010296	ONEOK Foundation Chair in Finance II, formerly Applied Finance Ch	945,061.31	915,672.95		930,367.13	4	41,866.52	13,497.03	55,363.55
010297	Don & Cathey Humphreys Business Chair in School of Global Studies	464,596.03	457,836.47		461,216.25	4	20,754.73	2,967.98	23,722.71
010298	Don & Cathey Humphreys Human Sciences Chair in Global Studies (f	470,165.54	457,836.47		464,001.01	4	20,880.05	5,621.63	26,501.68
010299	Don & Cathey Humphreys Education Chair in School of Global Studie	470,966.89	457,836.47		464,401.68	4	20,898.08	6,003.44	26,901.52
010300	Wes and Lou Watkins Endowed Chair in International Trade & Devel	458,366.81	457,836.47		458,101.64	4	20,614.57	0.00	20,614.57
010301	Rainbolt Chair of Agriculture Finance II, formerly Agricultural Finance	458,733.51	458,202.74		458,468.12	4	20,631.07	0.00	20,631.07
010302	Roger Howell Memorial Professorship in Ag. Education II, formerly Pr	233,627.40	228,918.24		231,272.82	4	10,407.28	2,117.39	12,524.67
010303	Nutrients for Life Foundation Prof. of Soil & Food Crop Nutrition II, fo	229,183.41	228,918.24		229,050.82	4	10,307.29	0.00	10,307.29
010304	Cine Family Equine Science Professorship II, formerly Equine Chair II	231,639.40	228,941.13		230,290.27	4	10,363.06	1,159.27	11,522.33
010305	4-H Centennial Professorship II, formerly Food Safety Chair II**	230,254.15	229,987.74		230,120.94	4	10,355.44	(0.00)	10,355.44
010306	Advance Foods/S.E. Gilliland Professorship in Microbial Food Safety	264,523.48	264,217.43		264,370.46	4	11,896.67	(0.00)	11,896.67
010307	Charles & Linda Shackleford Professorship in Floriculture II, formerl	231,384.43	229,559.21		230,471.82	4	10,371.23	742.95	11,114.18
010308	Dillon & Lois Hodges Professorship in Plant & Soil Sciences II, forme	229,183.41	228,918.24		229,050.82	4	10,307.29	0.00	10,307.29
010309	Orville and Helen Buchanan Chair in Biosystems & Agri. Engineering	458,568.49	458,037.92		458,303.21	4	20,623.64	(0.00)	20,623.64
010310	George Chiga Animal Science Endowed Professorship II, formerly Ani	235,230.17	228,918.24		232,074.20	4	10,443.34	2,881.05	13,324.38
010311	OK Agricultural Leadership Professorship Fund II formerly Animal Be	233,283.56	231,527.90		232,405.73	4	10,458.26	708.73	11,166.98
010312	Howard & Adene Harrington Chair in Animal Science II, formerly Ok	555,962.27	555,319.01		555,640.64	4	25,003.83	(0.00)	25,003.83
010313	Masonic Chair in Gender Studies II, formerly Women's Studies Chair I	465,924.99	457,836.47		461,880.73	4	20,784.63	3,601.18	24,385.81
010314	Wheat Genetics in Agriculture II, formerly Muscle Biology and Muscl	275,020.09	274,701.88		274,860.98	4	12,368.74	(0.00)	12,368.74
010315	Meibergen Family Professorship in Plant Breeding II, formerly Bioinfo	229,183.41	228,918.24		229,050.82	4	10,307.29	0.00	10,307.29
010316	OK Farm Credit Professorship in Agric. Economics II formerly Animal	237,291.09	228,918.24		233,104.67	4	10,489.71	3,863.00	14,352.71
010317	Laurence & Georgia Dresser Professorship in Rural Teacher Educatio	396,589.90	386,154.85		391,372.37	4	17,611.76	4,758.77	22,370.52
010318	Wildlife Conservation Chair II, formerly Geography A Chair II**	488,288.79	480,605.60		484,447.19	4	21,800.12	3,395.49	25,195.61

010319	Virgil & Marge Jurgensmeyer Research Professorship II, formerly Geo	229,183.41	228,918.24	229,050.82	4	10,307.29	0.00	10,307.29
010320	T. Boone Pickens Chair of Geoscience Fund formerly Geology Chair A	2,912,129.75	2,819,443.99	2,865,786.87	4	128,960.41	42,605.04	171,565.45
010321	Endowed Professorship in Parenting II, formerly Parent-Child Relation	325,493.61	320,485.53	322,989.57	4	14,534.53	2,209.27	16,743.80
010322	Bums and Ann Hargis Endowed Professorship II, formerly Family Fin	229,458.43	229,192.94	229,325.68	4	10,319.66	0.00	10,319.66
010323	Don & Cathy Humphreys International Studies Chair in Global Studi	458,366.81	457,836.47	458,101.64	4	20,614.57	0.00	20,614.57
010324	Don & Cathy Humphreys Business Chair in School of Global Studies	286,627.72	286,147.80	286,387.76	4	12,887.45	70.74	12,958.19
010325	Welch Bridgewater Chair in Sports Journalism II, formerly Journalism	237,291.09	228,918.24	233,104.67	4	10,489.71	3,863.00	14,352.71
010326	Claud Kniffin Professorship in Library Service & Educ. II, formerly Lib	152,707.65	152,530.97	152,619.31	4	6,867.87	0.00	6,867.87
010327	Student Ventures Chair Fund II, formerly Entrepreneurship Chair #3 II	1,833,547.92	1,831,426.47	1,832,487.20	4	82,461.92	0.00	82,461.93
010328	Hitch Family Professorship in Ruminant Feedlot Nutrition II, formerly	243,624.71	236,631.87	240,128.29	4	10,805.77	3,201.22	14,006.99
010329	William S. Spears Chair in Business Administration IV II, formerly Phy	1,882,691.60	1,835,924.26	1,859,307.93	4	83,668.86	21,269.54	104,938.39
010330	Joe Synar Endowed Chair II, formerly Physics C Chair II**	469,167.37	457,836.47	463,501.92	4	20,857.59	5,146.04	26,003.63
010331	International Entrepreneurship Chair #2 II, formerly Entrepreneurship	3,716,209.63	3,662,691.78	3,689,450.70	4	166,025.28	23,477.67	189,502.95
010332	Vennerberg Professorship in Developmental Disabilities in Psych II, fo	473,914.62	473,366.29	473,640.45	4	21,313.82	0.00	21,313.82
010333	Watson Family Endowed Chairs Fund II, formerly Psychology C Chair	9,491,643.77	9,156,729.46	9,324,186.61	4	419,588.40	154,519.81	574,108.21
010334	Mary Lou Lemon Professorship for Underrepresented Voices II, forme	230,175.31	228,918.24	229,546.77	4	10,329.60	472.61	10,802.21
010335	Doug & Nickie Bums Professorship in Vocal Music II, formerly Zoolo	237,291.09	228,918.24	233,104.67	4	10,489.71	3,863.00	14,352.71
010336	Temple Grandin Professorship in Animal Behavior Well Being II, form	230,237.65	229,971.26	230,104.45	4	10,354.70	0.00	10,354.70
010337	Don & Cathy Humphreys A&S Chair in School of Global Studies (fo	462,819.36	457,836.47	460,327.92	4	20,714.76	2,121.47	22,836.22
010338	Dale F. James Professorship in Fire Protection & Safety II, formerly Ph	415,514.29	407,015.71	411,265.00	4	18,506.93	3,824.61	22,331.53
010339	Wilson Bentley Professorship in Industrial Engineering & Mgmt II, fo	280,735.64	277,064.32	278,899.98	4	12,550.50	1,596.33	14,146.82
010340	Laurence & Georgia Dresser Professorship in Rural Sociology II, form	387,930.49	385,788.58	386,859.54	4	17,408.68	807.63	18,216.30
010341	Vennerberg Professorship in Art II, formerly Zoology A Chair II**	1,756.46	1,754.43	1,755.45	4	79.00	0.00	79.00
010342	Wildlife Conservation Chair, formerly John D. Groendyke Wildlife Cha	412,451.04	407,443.79	409,947.41	4	18,447.63	2,160.89	20,608.52
010343	Houston-Truax-Wentz Endowed Professorship in English	250,212.06	247,538.45	248,875.25	4	11,199.39	1,137.25	12,336.64
010344	Don & Cathy Humphreys A&S Chair in the School of Global Studies	286,479.25	286,147.80	286,313.53	4	12,884.11	(0.00)	12,884.11
010345	SAS Professorship in Marketing Analytics	244,137.35	240,364.15	242,250.75	4	10,901.28	1,665.13	12,566.41
010346	Bill and Billie Dean Buckles Innovation in Teaching Professorship	235,391.51	228,918.24	232,154.88	4	10,446.97	2,957.92	13,404.89
010347	Don and Cathy Humphreys Human Sciences Chair in School of Glob	292,197.23	286,147.80	289,172.51	4	13,012.76	2,724.39	15,737.15
010348	Don and Cathy Humphreys Education Chair in School of Global Stud	292,998.56	286,147.80	289,573.18	4	13,030.79	3,106.19	16,136.99
010349	Bill and Billie Dean Buckles Innovation in Teaching Professorship	235,391.51	228,918.24	232,154.88	4	10,446.97	2,957.92	13,404.89
010350	J.D. (Scotty) Scott Horticulture Research Endowed Professorship	230,246.48	229,229.57	229,738.02	4	10,338.21	358.00	10,696.21
010351	Eastin Center for Talent Development Chair	288,525.91	286,147.80	287,336.85	4	12,930.16	975.15	13,905.31
010352	Iranian and Persian Gulf Studies Chair	313,630.59	309,039.62	311,335.10	4	14,010.08	2,016.85	16,026.93
010353	Iranian and Persian Gulf Studies Professorship A	235,685.82	228,918.24	232,302.03	4	10,453.59	3,098.15	13,551.74
010354	Iranian and Persian Gulf Studies Professorship B	235,139.35	228,918.24	232,028.79	4	10,441.30	2,837.78	13,279.07
010355	Iranian and Persian Gulf Studies Professorship C	235,685.82	228,918.24	232,302.03	4	10,453.59	3,098.15	13,551.74
010356	Iranian and Persian Gulf Studies Professorship D	229,183.41	228,918.24	229,050.82	4	10,307.29	0.00	10,307.29
010357	Oklahoma Fam Bureau 4-H Professorship	234,784.18	228,918.24	231,851.21	4	10,433.30	2,668.55	13,101.85
010358	Ralph F. and Leila W. Boulware Endowed Chair Fund	662,261.89	661,330.13	661,796.01	4	29,780.82	0.00	29,780.82
010359	Earl & Carolyn Glimp Professorship for Electrical & Computer Enginee	238,466.16	230,051.84	234,259.00	4	10,541.65	3,882.12	14,423.78
010360	McLaughlin Family Safety Chair	417,122.62	402,404.38	409,763.50	4	18,439.36	6,790.57	25,229.93
010361	John Garey Endowed Chair	296,613.87	286,147.80	291,380.83	4	13,112.14	4,828.74	17,940.88
010362	Endowed Professorship in Applied Business Ethics	248,524.67	243,144.82	245,834.74	4	11,062.56	2,429.09	13,491.66
010363	Frank Morsani Distinguished Chair in Leadership/Education	623,884.67	623,162.83	623,523.75	4	28,058.57	(0.00)	28,058.57
010364	The Neustadt-Sarkeys Distinguished Professorship	237,291.09	228,918.24	233,104.67	4	10,489.71	3,863.00	14,352.71
010365	The Leo and Kathy Noltensmeyer Endowed Research Professorship	263,560.92	263,255.97	263,408.44	4	11,853.38	(0.00)	11,853.38
010366	Tracy Kyle Chair in Small Animal Veterinary Medicine	403,394.86	389,161.00	396,277.93	4	17,832.51	6,567.09	24,399.60
010367	Geoscience Education Professorship in honor of Dr. Jim Puckette	276,708.16	272,609.80	274,658.98	4	12,359.65	1,802.25	14,161.90
010368	Dean Stringer Endowed Professorship in Political Science	240,850.46	232,352.01	236,601.24	4	10,647.06	3,920.94	14,568.00
010369	Carol Dewitt Morsani Endowed Professorship in Design	286,479.25	286,147.80	286,313.53	4	12,884.11	(0.00)	12,884.11
010370	Edward Bartlett Professorship of Pedagogy in Chemistry	232,243.43	228,918.24	230,580.83	4	10,376.14	1,457.98	11,834.12
010371	Edward Bartlett Professorship of Pedagogy in Integrative Biology	229,183.41	228,918.24	229,050.82	4	10,307.29	0.00	10,307.29
010372	Decker Dawson Chair in Civil Engineering	316,462.87	316,096.71	316,279.79	4	14,232.59	0.00	14,232.59
010373	Ramona Ware Emmons Paul Endowed Professorship in Early Childho	239,485.56	231,035.27	235,260.42	4	10,586.72	3,898.72	14,485.44
010374	Ramona Ware Emmons Paul Endowed Professorship in Early Childho	237,839.71	229,447.50	233,643.60	4	10,513.96	3,871.93	14,385.89
010375	Aubrey Oaks Professorship Fund II	234,635.72	228,918.24	231,776.98	4	10,429.96	2,597.82	13,027.78
010376	Jennifer Flanery Jacques Professorship in Community Counseling II**	237,291.09	228,918.24	237,291.09	4	10,678.10	2,597.82	13,275.91
	Subtotal, OSU:	255,744,474.51	251,771,952.40	261,876,042.27		11,784,421.90	3,327,668.97	15,112,090.88
								0.00

OSU-Tulsa										
016001	George Kaiser Family Foundation Chair in Family Risk & Resiliency	1,246,699.95	1,235,274.36	1,426,211.57	1,302,728.63	4	58,622.79	12,588.63	71,211.42	
016002	C. F. Colcord Chair	1,550,163.97	1,625,733.15	1,801,201.54	1,659,032.89	4	74,656.48	0.00	74,656.48	
016003	Gary Trennepohl Chair in Finance	1,280,245.47	1,302,466.44	1,505,322.52	1,362,678.14	4	61,320.52	715.04	62,035.56	
016004	Varnadow Chair	1,210,793.52	1,212,195.94	1,390,260.35	1,271,083.27	4	57,198.75	11,359.30	68,558.05	
016005	Helmenich Family Chair	2,826,906.38	2,770,850.69	3,198,771.54	2,932,176.20	4	131,947.93	42,729.33	174,677.26	
016006	George Kaiser Family Foundation Chair in Ethical Leadership (former)	1,322,691.18	1,307,879.51	1,509,814.78	1,380,128.49	4	62,105.78	14,618.23	76,724.01	
016007	George Kaiser Family Foundation Chair C	1,414,783.07	1,377,311.56	1,582,679.76	1,458,258.13	4	65,621.62	29,440.78	95,062.40	
016008	George Kaiser Family Foundation Chair D	1,442,662.74	1,391,758.13	1,591,475.45	1,475,298.77	4	66,388.44	36,250.97	102,639.42	
016009	George Kaiser Family Foundation Chair in Developmental Neuroscien	1,291,384.40	1,278,382.11	1,475,992.61	1,348,586.37	4	60,686.39	13,589.28	74,275.66	
016010	Gary Trennepohl Chair in Finance II**	371,407.05	376,157.02	434,779.40	394,114.49	4	17,735.15	0.00	17,735.15	
016011	George Kaiser Family Foundation Chair in Ethical Leadership II **	916,733.62	915,672.95		916,203.28	4	41,229.15	(0.00)	41,229.15	
016012	George Kaiser Family Foundation Chair C, II**	936,259.67	915,672.95		925,966.31	4	41,668.48	9,303.39	50,971.88	
016013	George Kaiser Family Foundation Chair D, II **	949,164.38	915,672.95		932,418.66	4	41,958.84	15,451.98	57,410.82	
Subtotal, OSU Tulsa		16,759,895.41	16,625,027.73	15,916,509.51	17,358,673.63		781,140.31	186,046.95	967,187.26	0.00
OSU Technical Branch, Oklahoma City										
015001	Margaret Brock Lectureship in Nursing	44,208.64	42,648.73	46,248.55	44,368.64	4	1,996.59	1,679.24	3,675.83	
015002	Phil Daugherty Arts & Sciences Endowed Lectureship 6/02	83,505.60	80,559.09	89,253.98	84,439.55	4	3,799.78	3,439.85	7,239.63	
015003	Horticulture Technology Lectureship	47,462.48	45,787.76	50,729.72	47,993.32	4	2,159.70	1,924.49	4,084.19	
Subtotal, OSU Technical Branch, Oklahoma City:		175,176.72	168,995.58	186,232.24	176,801.52		7,956.07	7,043.57	14,999.64	0.00
TOTAL, OSU:		295,076,403.64	290,573,494.61	241,528,386.24	302,248,573.10		13,601,185.79	3,844,321.55	17,445,507.34	-
University of Central Oklahoma										
120001	Inez Miller Chair for Speech and Hearing	268,260.49	273,319.77	315,545.78	285,708.68	4	12,856.89	0.16	12,857.05	
120002	Barnabus Chair in Management Information Systems	337,286.82	341,008.83	397,911.86	358,735.84	4	16,143.11	(0.00)	16,143.11	
120003	Harold and Juanita Swiegard Artist-In-Residence	356,452.70	343,875.21	380,990.30	360,439.40	4	16,219.77	14,213.24	30,433.01	
120004	Barnabus Lectureship in Emerging Technologies	31,870.94	32,215.61	37,275.85	33,787.47	4	1,520.44	0.00	1,520.44	
120005	Edith Kinney Gaylord Endowed Chair of Journalism 6/02	361,413.37	365,330.09	420,407.68	382,383.71	4	17,207.27	502.50	17,709.76	
120006	Michael Metzger Professorship in Economics	401,158.38	402,767.84	368,648.20	390,858.14	4	17,588.62	0.00	17,588.62	
120007	Roy Cecil (Ike) and Marjorie Crews Endowed Prof. in Educ & Prof. Stu	174,822.79	168,654.14	193,637.59	179,038.17	4	8,056.72	5,027.29	13,084.01	
120008	The Sarkeys Endowed Chair in Nursing	293,888.94	283,519.01	314,119.75	297,175.90	4	13,372.92	9,641.62	23,014.54	
120009	John Taylor Beresford Endowed Chair in Computer Science #1	321,360.02	310,020.78	343,481.90	324,954.23	4	14,622.94	10,560.01	25,182.95	
120010	John Taylor Beresford Endowed Chair in Mathematical Statistics	346,880.22	334,640.49	370,758.86	350,759.86	4	15,784.19	11,402.11	27,186.30	
120011	MidFirst Bank Endowed Chair in Finance	229,433.22	228,918.24		229,175.73	4	10,312.91	0.00	10,312.91	
120012	Cheryl Myers Endowed Chair in Interior Design	237,291.09	228,918.24		233,104.67	4	10,489.71	3,863.00	14,352.71	
120013	The Robert Terrell Endowed Professorship	111,458.15	115,374.79		113,416.47	4	5,103.74	(2,053.05)	3,050.69	
120014	Dr. Robert Curley Endowed Chair in Nursing Research	229,433.22	228,918.24		229,175.73	4	10,312.91	0.00	10,312.91	
120015	Don Betz Endowed Chair in International Studies	338,414.00	337,654.40		338,034.20	4	15,211.54	(0.00)	15,211.54	
120016	Dr. Joann McCarthy Endowed Chair in Educational Leadership	229,433.22	228,918.24		229,175.73	4	10,312.91	0.00	10,312.91	
120017	Venkateswara Endowed Lectureship in Indian Studies	92,668.22	92,134.10		92,401.16	4	4,158.05	160.68	4,318.73	
TOTAL, UCO:		4,361,525.81	4,316,188.00	3,142,777.77	4,428,325.09		199,274.63	53,317.56	252,592.19	0.00

East Central University										
230001	Robert S. Kerr Endowed Chair for Environmental Health Scie	319,559.93	319,077.21	353,515.80	330,717.64	4	14,882.29	5,300.13	20,182.43	
230002	Marvin Stokes Lectureship	101,959.88	100,128.33	110,935.37	104,341.19	4	4,695.35	2,577.39	7,272.74	
230003	Col. Tom A. Thomas Chair in Human Resources	268,775.18	270,084.40	299,235.11	279,364.90	4	12,571.42	3,686.41	16,257.83	
230004	Lou Watkins Endowed Lectureship	63,876.09	63,290.22	70,121.25	65,762.52	4	2,959.31	1,312.80	4,272.12	
230005	Julian Rothbaum Lectureship in Political Science	25,151.27	25,339.34	28,295.85	26,328.82	4	1,184.80	232.29	1,417.09	
230006	Leonard Limes Lectureship in Entrepreneurship	31,546.56	31,708.97	35,131.38	32,795.64	4	1,475.80	438.91	1,914.72	
230007	Valley View Regional Hospital Endowed Chair in Nursing 6/05	389,064.19	383,185.45	424,543.37	398,931.01	4	17,951.90	8,953.52	26,905.41	
230008	East Central University Nursing Faculty Endowed Chair	331,305.47	327,660.99	363,026.05	340,664.17	4	15,329.89	7,081.70	22,411.59	
230009	Sadie KnottsMsClasland Chair in Nursing	380,868.41	375,671.33	416,218.24	390,919.33	4	17,591.37	8,603.65	26,195.02	
230010	The Chickasaw Nation Endowed Chair in Native American Studies	645,323.42	661,800.36	733,229.70	680,117.83	4	30,605.30	2,431.65	33,036.96	
230011	George Nigh Lectureship in Government	35,550.72	35,277.49	39,085.06	36,637.76	4	1,648.70	695.88	2,344.58	
230012	R. Darryl Fisher Lectureship in Government	107,532.94	107,074.64	118,631.40	111,079.66	4	4,998.58	1,962.70	6,961.28	
230013	Tom and Diane Criswell Endowed Professorship in Nursing	182,879.24	180,449.16	199,925.37	187,751.26	4	8,448.81	4,148.52	12,597.33	
230014	Adolph Linschied Distinguished Teaching Professorship	193,413.14	190,709.49	211,293.12	198,471.91	4	8,931.24	4,505.89	13,437.13	
230015	The Crabtree Family Professorship in Business	197,447.49	194,895.84	215,931.31	202,758.21	4	9,124.12	4,355.81	13,479.93	
230016	Choctaw Nation Endowed Professorship in Nursing	191,396.82	188,568.08	208,920.58	196,295.16	4	8,833.28	4,428.12	13,261.40	
230017	Hallie Ford Chair in Fine Arts	311,070.53	308,140.05	341,398.18	320,202.92	4	14,409.13	6,390.97	20,800.10	
230018	Shirley Pouge Lectureship in Business	32,306.68	32,442.27	35,943.83	33,564.26	4	1,510.39	468.49	1,978.88	
230019	Gene Nelson Chair in Business Administration	350,521.28	350,417.86	388,239.11	363,059.41	4	16,337.67	5,667.97	22,005.64	
230020	David A. Lockmiller Lectureship in Art History	29,452.52	29,885.06	33,110.61	30,816.06	4	1,386.72	272.38	1,659.11	
230021	Chickasaw Nation Professorship in Accounting	174,012.52	173,465.20	192,187.62	179,888.45	4	8,094.98	3,081.79	11,176.77	
230022	Home and Company Professorship in Accounting	174,766.40	168,599.74	186,797.02	176,721.05	4	7,952.45	5,718.27	13,670.72	
230023	Vision Bank Professorship in Banking and Finance	166,494.56	165,427.56	183,282.47	171,734.86	4	7,728.07	3,179.39	10,907.46	
230024	Chickasaw Nation Professorship in Business Administration	173,493.72	172,572.23	191,198.27	179,088.07	4	8,058.96	3,198.37	11,257.33	
230025	Dr. Stanley and Diana Wagner Lectureship in Chorale Music	23,729.11	22,891.82	23,310.47	23,310.47	4	1,048.97	386.30	1,435.27	
230026	Stringfield Lectureship in Physics - Travel	23,729.11	22,891.82	23,310.47	23,310.47	4	1,048.97	386.30	1,435.27	
230027	Stringfield Lectureship in Physics - Equipment	23,729.11	22,891.82	23,310.47	23,310.47	4	1,048.97	386.30	1,435.27	
230028	Jane Muntz Lectureship in Music	23,729.11	22,891.82	23,310.47	23,310.47	4	1,048.97	386.30	1,435.27	
230029	Morgan Family Foundation Lectureship in Cartography	23,729.11	22,891.82	23,310.47	23,310.47	4	1,048.97	386.30	1,435.27	
230030	Vinita June (Shirley) Oliver Lectureship in Fine Arts	23,729.11	22,891.82	23,310.47	23,310.47	4	1,048.97	386.30	1,435.27	
230031	Jim Gray Stonecipher School of Business (SSoB) Center for Student E	23,729.11	22,891.82	23,310.47	23,310.47	4	1,048.97	386.30	1,435.27	
230032	Duane C. Anderson Hedgehog and Fox Lectureship	23,729.11	22,891.82	23,310.47	23,310.47	4	1,048.97	386.30	1,435.27	
230033	Lee Shaw and Marguente Hawkinson Lectureship in Music	23,729.11	22,891.82	23,310.47	23,310.47	4	1,048.97	386.30	1,435.27	
230034	Devon Energy ECU Alumni Accounting Professorship	118,137.01	114,459.12	116,298.07	116,298.07	4	5,233.41	1,681.50	6,914.91	
	TOTAL, ECU:	5,209,467.94	5,176,556.79	5,380,196.05	5,364,104.35		241,384.70	93,851.21	335,235.91	0.00
Northeastern State University										
485001	Endowed Chair of Teaching Excellence (Public)	677,855.52	653,937.27	724,517.94	685,436.91	4	30,844.66	22,138.21	52,982.87	
485002	Endowed Chair of Teaching Excellence (Private)	660,586.10	637,277.21	706,059.72	667,974.34	4	30,058.85	21,574.34	51,633.19	
485003	Southwestern Bell Distinguished Lectureship	143,402.38	138,342.40	153,273.96	145,006.25	4	6,525.28	4,682.78	11,208.07	
485004	William Frank Tolbert Chair in Business	334,979.30	323,159.50	358,038.71	338,725.84	4	15,242.66	10,938.71	26,181.37	
485005	L. P. Woods Endowed Lectureship for Math	61,359.91	59,194.81	65,583.82	62,046.18	4	2,792.08	2,003.67	4,795.75	
485006	Endowed Chair in College of Education	343,788.83	331,658.18	367,454.66	347,633.89	4	15,643.53	11,226.09	26,869.62	
485007	Jesse and Marilyn Gailey Professorship in the College of Business	211,955.28	204,476.40	226,545.91	214,325.86	4	9,644.66	6,921.06	16,565.73	
485008	Dr. Susan Brackett Endowed Chair in Reading in College of Education	396,203.64	382,223.52	423,477.62	400,634.92	4	18,028.57	12,937.28	30,965.85	
485009	Dr. Kirk Boatright Endowed Professorship in College of Optometry	184,382.55	177,876.58	197,075.13	186,444.76	4	8,390.01	6,020.28	14,410.29	
485010	Entrepreneurial Lectureship Series in the College of Business	49,129.26	47,395.72	52,511.23	49,678.74	4	2,235.54	1,604.22	3,839.77	
485011	The Tom J. and Edna M. Carson Endowed Professorship for Liberal A	118,645.55	114,459.12	116,552.33	116,552.33	4	5,244.85	1,931.50	7,176.35	
485012	Dr. Betsy Brackett Endowed Chair of Science	237,291.09	228,918.24	233,104.67	233,104.67	4	10,489.71	3,863.00	14,352.71	
485013	The Gregg Wadley Endowed Chair of Science	237,291.09	228,918.24	233,104.67	233,104.67	4	10,489.71	3,863.00	14,352.71	
485014	Speaker William P. Willis and Zelma Bynum Willis Endowed Lectureship on History and American Indian Studies at NSU	45,066.32	43,476.15	44,271.24	44,271.24	4	1,992.21	733.66	2,725.87	
	TOTAL, NSU:	3,701,936.83	3,571,313.34	3,274,538.69	3,224,940.59		167,622.33	110,437.80	278,060.13	

<u>Southeastern Oklahoma State University</u>										
660001	Dr. Linnie Ruth Hall Distinguished Lectureship (in Business)	129,067.19	124,513.04	137,951.96	130,510.73	4	5,872.98	5,340.61	11,213.60	
660002	Dr. Linnie Ruth Hall Distinguished Lectureship (in Business)	128,562.56	124,026.21	137,412.59	130,000.45	4	5,850.02	5,316.47	11,166.49	
660003	Massey Family Lectureship in Business and Public Policy (Pr	217,462.54	209,789.34	232,432.29	219,894.73	4	9,895.26	8,844.25	18,739.52	
660004	Massey Family Lectureship in Business and Public Policy (Pu	312,131.40	301,117.79	333,617.99	315,622.39	4	14,203.01	12,833.20	27,036.21	
660005	Don W. Sands Lectureship in Business Administration	154,614.17	149,158.59	165,257.55	166,343.44	4	7,035.45	6,344.12	13,379.58	
660006	Ruth Steger Lectureship in Music	86,497.93	83,445.83	92,452.29	87,465.35	4	3,935.94	3,373.68	7,309.62	
660007	Engles Family Endowed Chair in Biomedical Science	341,409.90	343,306.97	395,184.75	359,967.21	4	16,198.52	1,938.49	18,137.01	
660008	John Massey Chair in Business No. 1	334,862.04	327,559.82	367,712.32	343,378.06	4	15,452.01	10,235.14	25,687.16	
660009	Medical Center Professorship in Biomedical Sciences	206,206.01	201,333.90	225,619.89	211,053.27	4	9,497.40	6,236.92	15,734.31	
660010	Julian J. Rothbaum Lectureship	63,243.14	61,011.60	67,596.69	63,950.48	4	2,877.77	2,605.10	5,482.88	
660011	Sullivan Lectureship in Business	74,847.66	72,206.65	69,855.02	72,303.11	4	3,253.64	2,750.71	6,004.35	
660012	John Massey Chair in Business No. 2	342,815.08	335,183.17	376,106.32	351,368.19	4	15,811.57	9,981.78	25,773.35	
660013	John Massey Chair in Business No. 3	322,070.66	325,550.97	376,572.81	341,398.15	4	15,362.92	0.00	15,362.92	
660014	John Massey Chair in Business No. 4 6/02	374,140.78	360,939.15	413,331.40	382,803.78	4	17,226.17	9,510.21	26,736.38	
660015	John Massey Chair in Business No. 5	360,078.69	353,587.67	398,357.76	370,674.71	4	16,680.36	8,572.39	25,252.75	
660016	John Massey Chair in Business No. 6	451,122.35	435,204.42	482,176.84	456,167.87	4	20,527.55	16,989.62	37,517.17	
660017	John Massey Chair in Business No. 7	473,513.45	456,805.45	506,109.31	478,809.40	4	21,546.42	19,241.34	40,787.77	
660018	John Massey Professorship In Business #1	154,858.30	156,409.55	180,749.45	164,005.77	4	7,380.26	330.86	7,711.12	
660019	John Massey Professorship In Business #2	211,582.11	204,116.40	233,605.39	216,434.63	4	9,739.56	5,706.12	15,445.68	
660020	Chickasaw Nation Endowed Chair in Business Management	493,405.24	475,995.25	527,370.42	498,923.67	4	22,451.57	20,004.19	42,455.75	
660021	Donna Massey Professorship in Music	107,670.31	108,833.81	125,890.75	114,131.62	4	5,135.92	(0.00)	5,135.92	
660022	Kay Massey Professorship in Business	159,027.09	153,415.80	177,380.42	163,274.44	4	7,347.35	3,804.44	11,151.79	
660023	Chickasaw Nation Professorship in Business Management	242,877.77	234,307.78	259,597.05	245,594.20	4	11,051.74	9,915.87	20,967.61	
660024	Clark and Wanda Bass Lectureship in Piano Music	110,853.59	106,942.10	118,484.56	112,093.42	4	5,044.20	4,481.32	9,525.52	
660025	John L. Massey Chair in Business No. 8	469,182.31	452,627.13	501,480.02	474,429.82	4	21,349.34	19,024.19	40,373.54	
660026	Oklahoma Masonic Foundation Institute for Professional Dev. & Lect	179,231.60	173,721.21	192,471.26	181,808.02	4	8,181.36	6,847.56	15,028.93	
660027	Albert H. Brigance Endowment Fund	47,458.22	45,783.65		46,620.93	4	2,097.94	772.60	2,870.54	
660028	Albert H. Brigance Lectureship	47,458.22	45,783.65		46,620.93	4	2,097.94	772.60	2,870.54	
660029	Chickasaw Nation Native American Center for Business Research Pro	118,645.55	114,459.12		116,552.33	4	5,244.85	1,931.50	7,176.35	
660030	Evert Tigner Shakespearean Collection Endowment Fund	28,474.93	27,470.19		27,972.56	4	1,258.77	463.56	1,722.32	
TOTAL, SEOSU:		6,743,370.81	6,564,606.27	7,094,777.09	6,880,173.64		298,908.31	204,148.85	513,756.66	0.00

<u>Southwestern Oklahoma State University</u>										
665001	Lectureship #1 (Public)	161,370.23	155,676.25	172,478.68	163,175.05	4	7,342.88	6,557.78	13,900.66	
665002	Lectureship #1 (Private)	146,405.28	141,239.35	156,483.57	148,042.74	4	6,661.92	5,949.64	12,611.57	
665003	Lectureship #2 (Public)	160,521.20	154,857.18	171,571.20	162,316.53	4	7,304.24	6,523.29	13,827.53	
665004	Lectureship #2 (Private)	145,497.68	140,363.77	155,513.49	147,124.98	4	6,620.62	5,912.76	12,533.39	
665005	Lectureship #3 (Public)	94,489.87	91,155.78	100,994.39	95,546.68	4	4,299.60	3,839.90	8,139.50	
665006	Lectureship #3 (Private)	76,222.74	73,533.21	81,469.79	77,075.25	4	3,468.39	3,097.55	6,565.94	
665007	Dobson Chair in Business	272,528.05	262,911.85	291,288.41	275,576.10	4	12,400.92	8,883.45	21,284.37	
665008	Foundation-Flossie Hagin Lectureship	54,740.79	52,809.25	58,509.05	55,353.03	4	2,490.89	2,224.57	4,715.45	
665009	Ed and Winnie Ola Berrong Endowed Chair in Department of	330,374.86	318,717.53	373,415.94	340,836.11	4	15,337.62	7,847.27	23,184.89	
665010	Flossie Hagin Chair in Chemistry	370,369.90	357,301.34	413,066.49	380,245.91	4	17,111.07	9,965.33	27,076.40	
665011	Guy Hagin Chair in Biology	402,587.31	388,381.94	443,937.51	411,635.59	4	18,523.60	12,127.89	30,651.49	
665012	David and Dianne Hunter	140,029.21	135,088.26	149,668.58	141,595.35	4	6,371.79	5,516.10	11,887.89	
665013	Foundation-Harvey Minton Lectureship	59,154.51	57,067.23	63,226.60	59,816.11	4	2,691.73	2,398.57	5,090.30	
665014	Everett Dobson Chair in Accounting	361,190.82	348,446.14	399,093.61	369,576.86	4	16,630.96	9,435.10	26,066.05	
665015	Everett Dobson Chair in Management	361,190.82	348,446.14	399,093.61	369,576.86	4	16,630.96	9,435.10	26,066.05	
665016	Everett Dobson Chair in Finance	394,404.37	380,487.74	434,593.52	403,161.88	4	18,142.28	10,896.40	29,038.69	
665017	Everett Dobson Chair in Marketing	365,342.51	352,451.34	403,531.10	373,774.98	4	16,819.87	9,617.76	26,437.63	
665018	The Nelson Sims Endowed Chair in Pharmacy	402,991.92	388,772.28	431,659.86	407,808.02	4	18,351.36	15,141.83	33,493.19	
665019	The H.F. Timmons Endowed Chair in Pharmacy	212,036.05	204,554.32	226,632.25	214,407.54	4	9,648.34	8,374.27	18,022.61	
665020	The Homer Ryan Professorship in Accounting	179,016.93	172,700.28	191,340.15	181,019.12	4	8,145.86	7,196.13	15,341.99	
665021	The Don Weeks Professorship in Accounting	177,863.48	171,587.54	190,107.30	179,852.78	4	8,093.37	5,795.28	13,888.66	
665022	The Mike Jones Professorship in Accounting	90,037.60	86,860.61	96,235.63	91,044.61	4	4,097.01	3,631.14	7,728.15	
665023	Ed & Winnie Ola Berrong Chair in Engineering Technology	389,670.33	375,920.74	416,494.56	394,028.54	4	17,731.28	14,318.72	32,050.00	
TOTAL, SWOSU:		5,348,036.46	5,159,330.06	5,820,405.30	5,442,590.60		244,916.58	174,685.83	419,602.41	0.00

Cameron University										
100001	Lawton Independent Insurance Agents Chair	521,320.01	526,995.75	609,536.20	552,617.32	4	24,867.78	-	24,867.78	
100002	McCasland/Amquest Bank Endowed Chair	634,478.62	612,090.93	678,155.04	641,574.86	4	28,570.87	25,356.73	54,227.60	
100003	Clarence E. Page Chair in Mathematics	532,448.64	538,250.54	622,527.29	564,408.82	4	25,398.40	0.00	25,398.40	
100004	Honors Program Lectureship	127,328.72	128,705.20	148,907.48	134,980.47	4	6,074.12	0.00	6,074.12	
100005	President's Partners Lectureship	567,320.70	547,302.69	606,410.70	573,678.03	4	25,815.51	23,437.25	49,252.76	
100006	Joseph H. Mullin Chair in Agriculture	596,021.05	586,066.98	678,008.15	620,032.06	4	27,901.44	7,983.60	35,885.04	
100007	Mary Dixie Mullin Chair in the Sciences	694,830.28	670,313.07	742,712.10	702,618.48	4	31,617.83	28,105.67	59,723.51	
100008	Virginia Brewczynski Chair in Business	445,285.13	450,108.09	520,803.29	472,065.50	4	21,242.95	0.00	21,242.95	
100009	Harold & Elizabeth Hackler Lectureship in Teaching Excellence	71,119.62	70,708.34	81,026.02	74,284.66	4	3,342.81	749.03	4,091.84	
100010	SWB Endowed Lectureship in Telecommunications	38,587.13	39,030.75	45,121.03	40,912.97	4	1,841.08	(0.00)	1,841.08	
100011	Helen C. Shultz Lectureship in the Study & Application of English	42,657.56	42,265.55	46,884.54	43,935.88	4	1,977.11	1,033.65	3,010.76	
100012	R. H. Drewry Lectureship in Telecommunications	33,938.71	32,857.36	38,020.55	34,938.87	4	1,579.25	708.81	2,281.06	
100013	Buck and Irene Clements Lectureship in Agriculture	37,933.93	39,191.92	44,439.02	40,521.63	4	1,823.47	0.00	1,823.47	
100014	Mary Kate Wellman Drew Endowed Lectureship	87,070.30	85,379.98	98,767.68	90,405.99	4	4,068.27	1,290.00	5,358.27	
100015	B. H. and Flora Brewer Endowed Professorship in Instruction	129,714.27	132,567.27	150,149.94	137,477.16	4	6,186.47	0.00	6,186.47	
100016	PSO Lectureship in Instructional Technology and Multimedia	56,372.92	57,004.13	65,920.96	59,766.00	4	2,689.47	0.00	2,689.47	
100017	James O. "Diz" and June Pursley Barnett Endowed Lectureship	29,871.26	31,273.61	34,658.39	31,934.42	4	1,437.05	0.00	1,437.05	
100018	John C. Paynter Endowed Lectureship in Communications	34,582.90	35,208.72	39,827.77	36,539.80	4	1,644.29	84.19	1,728.48	
100019	Harvard and Judith Tomlinson Lectureship in Physical Sciences	60,183.74	60,837.99	70,377.25	63,799.66	4	2,870.98	0.00	2,870.98	
100020	Southwest Oklahoma Opera Guild Lectureship	29,262.54	28,361.75	31,422.88	29,682.39	4	1,335.71	899.97	2,235.67	
100021	Tuck and Anna Pittman Lectureship in Instructional Technology	32,900.83	33,293.09	38,451.16	34,881.69	4	1,569.68	0.00	1,569.68	
100022	Dr. Robert H. Drewry Endowed Lectureship in Chemistry	27,989.59	28,312.76	32,724.67	29,675.67	4	1,335.41	0.00	1,335.41	
100023	Jack Bryan Endowed Lectureship in Art	91,849.21	88,608.30	98,230.79	92,896.10	4	4,180.32	3,378.39	7,558.72	
100024	Katherine D. Lacy Endowed Lectureship in History	30,700.52	31,925.69	35,473.79	32,700.00	4	1,471.50	0.00	1,471.50	
100025	Home Savings Bank Endowed Chair in Organizational Leadership	33,193.51	32,022.27	37,633.11	34,282.96	4	1,542.73	800.92	2,343.65	
100026	Kerr Endowed Lectureship in Physical Science	35,358.28	34,231.03	39,594.64	36,394.65	4	1,637.76	742.47	2,380.23	
100027	McCasland Foundation Chair in Educational Leadership	405,702.29	410,126.76	474,420.46	430,083.17	4	19,353.74	0.00	19,353.74	
100028	Louise McMahon Endowed Chair in Music	274,818.41	277,796.30	321,339.96	291,318.22	4	13,109.32	0.00	13,109.32	
100029	Dr. Bobby Gene Vowell Lectureship in Physical & Biological Sciences	65,624.17	64,757.16	46,284.71	58,888.68	4	2,649.99	386.30	3,036.29	
100030	Jack and Joyce Amyx Lectureship in Business	34,164.53	34,613.02	40,650.83	36,476.13	4	1,641.43	0.00	1,641.43	
100031	Edward and Lenore Hamra/Edward's Menswear Lectureship in Retail Management	52,085.20	50,247.37	48,620.78	50,317.78	4	2,264.30	1,790.54	4,054.84	
100032	Ajay and Shireen Bhargava Lectureship in India Studies	36,869.73	35,568.78	39,407.78	37,282.10	4	1,677.69	1,358.26	3,035.95	
100033	Philip J. Jones Lectureship in Business	47,751.83	49,084.04	54,381.77	50,405.88	4	2,268.26	406.07	2,674.33	
100034	Clodus and Pauline Smith Lectureship	53,309.74	55,157.19	61,149.81	56,538.91	4	2,544.25	332.98	2,877.23	
100035	Trent Patton Endowed Lectureship	34,975.40	35,360.63	41,680.66	37,338.90	4	1,680.25	0.00	1,680.25	
100036	Richard T. Brittingham, M.D. Music Theatre Lectureship	34,974.90	34,751.42	40,171.20	36,632.51	4	1,648.46	300.70	1,949.16	
100037	Bhargava Endowed Lectureship in International Studies	37,873.25	36,536.89	40,480.38	38,296.84	4	1,723.36	1,398.07	3,121.43	
100038	Jimmy and Virgie Stanton Endowed Lectureship in Physical Sciences	53,730.22	55,170.36	48,291.54	52,397.37	4	2,357.88	60.54	2,418.43	
100039	BancFirst Lectureship in Finance	34,988.33	33,763.90	37,590.64	35,447.62	4	1,595.14	1,309.85	2,905.00	
100040	BancFirst Lectureship in Investments	36,959.49	35,792.53	39,751.71	37,501.24	4	1,687.56	1,376.44	3,064.00	
100041	Buck and Irene Clements Lectureship in Child Development	31,106.17	32,216.24	35,731.51	33,017.97	4	1,485.81	3.05	1,488.86	
100042	Herb and Dorothy Pitman Carter Lectureship in Physical Sciences	37,470.81	37,875.53	43,841.12	39,729.15	4	1,787.81	3.15	1,790.96	
100043	Marguerite Wete Wilkinson Lectureship in Music	61,804.60	64,137.25	71,059.70	65,667.18	4	2,955.02	2.97	2,958.00	
100044	Mary Sue Silk Endowed Lectureship in Agricultural Science	32,963.85	33,714.02	38,083.02	34,920.30	4	1,571.41	9.64	1,581.05	
100045	James Eddie Phillips Endowed Lectureship in Mathematical Science	38,469.82	37,117.28	38,992.96	38,193.35	4	1,718.70	1,356.47	3,075.18	
100046	Gladys "Slats" Patton Endowed Lectureship in Health & Physical Education	32,845.96	31,686.99	35,211.02	33,247.99	4	1,496.16	1,191.71	2,687.87	
100047	Tina Solomon Endowed Lectureship	39,562.24	38,166.28	42,285.64	40,004.72	4	1,800.21	1,296.60	3,096.82	

100048	Jeff and Kevin Graham Endowed Lectureship for Depression Awarene	41,584.33	41,656.12	34,271.79	39,170.75	4	1,762.68	0.00	1,762.68	
100049	GEO Group Endowed Lectureship in Criminal Justice and Sociology	43,693.12	42,225.56	49,077.91	44,998.86	4	2,024.95	951.04	2,975.99	
100050	Todd and Cindy Sanner Endowed Lectureship in Chemistry	46,107.05	46,618.54	53,945.04	48,890.21	4	2,200.06	0.00	2,200.06	
100051	Doyce and Sammy Croy Endowed Lectureship in Criminal Justice & S	30,979.67	31,642.53	36,570.29	33,064.16	4	1,487.89	0.00	1,487.89	
100052	Flora Brewer Endowed Chair in Education	363,698.36	367,345.29	425,156.85	385,466.83	4	17,346.01	46.82	17,392.83	
100053	B.H. Brewer Endowed Chair in Education	350,430.94	354,157.31	409,698.00	371,428.75	4	16,714.29	42.43	16,756.72	
100054	Ted Owens Endowed Lectureship in Health & Physical Education	33,627.66	35,139.10	37,536.78	35,434.51	4	1,594.55	0.00	1,594.55	
100055	John and JoAnn Sterling Endowed Lectureship in Accounting & Aud	30,571.62	31,809.17	35,258.11	32,546.30	4	1,464.58	0.00	1,464.58	
100056	Ajay and Shireen Bhargava Lectureship in Pre-Nursing	29,696.47	29,286.44	33,907.75	30,963.55	4	1,393.36	358.95	1,752.31	
100057	Bill G. Taylor Endowed Lectureship in Mathematical Sciences	33,136.40	32,016.55	35,472.15	33,541.70	4	1,509.38	1,175.50	2,684.88	
100058	Burgess Family Lectureship in Business	93,836.46	90,525.43	100,296.00	94,885.96	4	4,269.87	3,804.84	8,074.71	
100059	Jane Godlove Endowed Lectureship	52,119.99	50,360.94	60,177.60	54,219.51	4	2,439.88	1,162.47	3,602.35	
100060	Frances Jo Richardson Endowed Lectureship in Chemistry	30,042.09	30,398.17	35,139.47	31,859.91	4	1,433.70	0.00	1,433.70	
100061	JoAnne Hudson Lectureship in Health Education	33,805.70	33,711.78	37,388.62	34,968.70	4	1,573.59	785.20	2,358.79	
100062	Dorothy S. Tobias Endowed Professorship in Chemistry	324,687.78	313,231.12	277,346.05	305,088.32	4	13,728.97	7,398.20	21,127.18	
100063	Gerald Paul and Kay Anne Laursen Lectureship in Mathematical Scier	33,574.91	32,390.22	35,894.78	33,953.30	4	1,527.90	1,234.48	2,762.38	
100064	Charles and Edythe Holmes Endowed Lectureship in English	35,463.06	35,600.25	41,111.65	37,391.66	4	1,682.62	140.67	1,823.30	
100065	The Bhattacharya Endowed Lectureship for Excellence in Research	35,418.19	35,803.13	41,440.74	37,554.02	4	1,689.93	0.00	1,689.93	
100066	BG Charles B. Allen Endowed Lectureship in Military Science & Lead	40,122.23	38,820.04	43,114.27	40,685.51	4	1,830.85	1,467.68	3,298.52	
100067	Dr. William L. and Barbara Seearce Endowed Lectureship in Political S	31,071.55	31,426.71	36,539.80	33,012.69	4	1,485.57	0.00	1,485.57	
100068	Odessa Drinnon Lectureship in Pre-Engineering Technology	22,966.31	22,891.82		22,929.07	4	1,031.81	11.30	1,043.11	
100069	Ajesh Bhargava Lectureship in Computing Science	23,729.11	22,891.82		23,310.47	4	1,048.97	386.30	1,435.27	
100070	Evelyn Pamish Endowed Lectureship in Pre-Engineering Studies	22,966.31	22,891.82		22,929.07	4	1,031.81	11.30	1,043.11	
100071	Dr. Gilbert "Gib" Gibson Lectureship in Community Banking	22,966.31	22,891.82		22,929.07	4	1,031.81	11.30	1,043.11	
100072	The Frontiers in Chemistry Endowed Lectureship	24,466.65	23,871.59		24,169.12	4	1,087.61	266.13	1,353.74	
100073	Dr. Wayne and Cassandra Johnson Endowed Lectureship in Business	28,195.24	27,470.19		27,832.71	4	1,252.47	326.06	1,578.53	
100074	The Joye R. Lentz Professorship in Music	116,560.55	114,459.12		115,509.84	4	5,197.94	906.50	6,104.44	
100075	The Davis Family Endowed Lectureship in Communications	23,729.11	22,891.82		23,310.47	4	1,048.97	386.30	1,435.27	
100076	Dr. Theodore and Linda Snider Endowed Lectureship in Chemistry	23,589.05	23,271.83		23,430.44	4	1,054.37	130.21	1,184.58	
100077	Southwestern Medical Center Endowed Lectureship in Sports & Exerc	31,787.40	31,696.02		31,741.71	4	1,428.38	9.87	1,438.25	
100078	Holmes, Morris and Newell Endowed Lectureship in Classic Films	24,329.71	24,256.18		24,292.94	4	1,093.18	9.32	1,102.51	
100079	Jeanne Lawson Endowed Professorship in Communication	118,645.55	114,459.12		116,552.33	4	5,244.85	1,931.50	7,176.35	
100080	Robert Hamon Endowed Professorship in Mathematical Sciences	118,645.55	114,459.12		116,552.33	4	5,244.85	1,931.50	7,176.35	
100081	T.K. Bhattacharya Endowed Chair in Finance	237,291.09	228,918.24		233,104.67	4	10,489.71	3,863.00	14,352.71	
100082	Albert Johnson Sr. and Josephine Johnson Endowed Lectureship in S	47,729.24	47,614.99		47,672.11	4	2,145.25	3.50	2,148.75	
100083	Netherland Family Lectureship in Biology	23,733.43	23,656.41		23,694.92	4	1,066.27	11.70	1,077.97	
100084	Francis Peay Endowed Lectureship in Athletic Training	47,458.22	45,783.65		46,620.93	4	2,097.94	772.60	2,870.54	
	TOTAL, Cameron:	9,172,827.32	9,085,293.63	9,134,555.28	9,446,419.47		425,088.88	136,690.76	561,779.64	0.00

Langston University										
420001	Endowment	45,267,684.09	45,825,362.22	52,945,831.32	48,012,959.21	4	2,160,583.16	0.00	2,160,583.16	
420002	PSO Lectureship (Public)	139,601.19	134,675.34	149,211.10	141,162.54	4	6,352.31	5,769.05	12,121.37	
420003	PSO Lectureship (Private)	139,103.49	134,195.20	148,679.13	140,659.27	4	6,329.67	5,765.40	12,095.07	
420004	Southwestern Bell Endowed Lectureship	238,057.67	229,657.77	254,445.16	240,720.20	4	10,832.41	7,877.37	18,709.78	
420005	William Henri Hale Lectureship	136,757.81	131,932.28	146,171.98	138,287.36	4	6,222.93	5,679.26	11,902.19	
420006	J. C. Penney Professorship of Business	241,649.43	233,122.79	258,284.17	244,352.13	4	10,995.85	9,974.56	20,970.41	
420007	T. M. Crisp Professorship in Recreation & Good Sportsmanshi	770,392.25	743,208.82	823,424.73	779,008.60	4	35,055.39	31,810.97	66,866.36	
420008	James A. Close Endowed Chair	740,873.42	714,731.57	791,873.88	749,159.63	4	33,712.18	30,497.66	64,209.84	
420009	Lillian Johnson Hemmitt Endowed Chair	1,876,729.25	1,810,508.53	2,005,920.08	1,897,719.28	4	85,397.37	76,096.78	161,494.14	
420010	Delta Sigma Theta Sorority Distinguished Professorship	360,150.39	347,442.42	384,942.53	364,178.45	4	16,388.03	14,524.57	30,912.60	
TOTAL, Langston:		49,910,998.99	50,304,836.94	57,908,784.06	52,708,206.66		2,371,869.30	187,995.62	2,559,864.92	0.00
University of Science & Arts of Oklahoma										
150001	Mary Jo Ragan Professorship of Interdisciplinary Studies	781,726.33	754,142.98	835,539.03	790,469.45	4	35,571.13	25889.17	61,460.30	
150002	Budlow Grigsby Lectureship	420,569.10	405,729.24	449,520.35	425,272.90	4	19,137.28	13926.23	33,063.51	
150003	Jessie Dearing Kinley Chair in Interdisciplinary Studies	651,584.96	628,593.68	696,438.96	658,872.53	4	29,649.26	21573.80	51,223.07	
150004	Dorothy Gilkey Wilcox Professorship in Interdis. Studies	412,269.69	397,722.69	440,649.63	416,880.67	4	18,759.63	13651.54	32,411.17	
150005	Dorothy Cusick Professorship in Interdisc. Studies	371,225.10	358,126.35	396,779.60	375,377.01	4	16,891.97	12292.42	29,184.39	
150006	Professorship in Biology	323,862.36	312,434.82	346,156.49	327,484.55	4	14,736.80	10708.09	25,444.90	
150007	Lectureship Program	216,346.82	208,712.98	231,239.76	218,766.52	4	9,844.49	7143.90	16,988.39	
150008	Bradford Abelson Chair in Religious Reconciliation	404,652.29	390,374.06	432,507.86	409,178.07	4	18,413.01	13335.12	31,748.13	
TOTAL, USAO:		3,582,236.64	3,455,836.80	3,828,831.68	3,622,301.71		163,003.58	118,520.27	281,523.85	

Carl Albert State College										
108001	Charles L. Ward Endowed Teaching Lectureship	56,977.32	57,677.00	66,580.74	60,411.69	4	2,718.53	0.00	2,718.53	
108002	George Bush Professorship for Teaching Excellence	41,120.62	41,625.57	48,051.42	43,599.20	4	1,961.96	0.00	1,961.96	
108003	Hanford Farrell Senior Lectureship	41,101.94	41,606.67	48,029.59	43,579.40	4	1,961.07	0.00	1,961.07	
108004	Jack Gedosh Endowed Lectureship	37,389.06	37,848.19	43,690.91	39,642.72	4	1,783.92	0.00	1,783.92	
108005	R. L. Winters Endowed Lectureship	79,857.41	80,838.05	93,317.23	84,670.90	4	3,810.19	0.00	3,810.19	
108006	Jodi Hoffman Lectureship in Business Technology	38,684.72	39,006.98	39,743.45	39,145.05	4	1,761.53	0.00	1,761.53	
108007	F.L. Holton Endowed Lectureship in Business Technology	66,934.29	67,756.24	78,215.95	70,968.83	4	3,193.60	0.00	3,193.60	
108008	Macy R. McBee Endowed Lectureship in Natural Science	30,821.51	31,200.00	36,016.43	32,679.32	4	1,470.57	0.00	1,470.57	
108009	Julian J. Rothbaum Lectureship in History	28,968.45	29,324.18	33,851.04	30,714.56	4	1,382.16	0.00	1,382.16	
108010	Walter White Endowed Lectureship in Early Childhood Educa	40,050.89	40,542.70	46,801.39	42,464.99	4	1,910.92	0.00	1,910.92	
108011	Walter White Endowed Lectureship in Excellence	40,269.84	40,764.35	47,057.25	42,697.15	4	1,921.37	0.00	1,921.37	
108012	Gerald Ford Lectureship in Academic Excellence	33,911.56	34,328.00	39,627.30	35,955.62	4	1,618.00	0.00	1,618.00	
108013	Dave and Beverly McMillen Endowed Lectureship	93,133.59	94,277.26	108,831.09	98,747.31	4	4,443.63	0.00	4,443.63	
108014	Jimmy and Pearl Orr Endowed Lectureship	52,510.43	53,155.26	61,360.97	55,675.36	4	2,505.40	0.00	2,505.40	
108015	Phillip and Wanda Freeman Endowed Lectureship	26,961.49	27,292.58	31,505.80	28,586.62	4	1,286.40	0.00	1,286.40	
108016	Roy and Jeanne Reed Endowed Lectureship in Academic Lead	57,399.97	58,104.83	67,074.62	60,859.81	4	2,738.69	0.00	2,738.69	
108017	Victor L. Cary Endowed Lectureship in Arts and Sciences	29,052.50	29,409.26	33,949.25	30,803.67	4	1,386.17	0.00	1,386.17	
108018	Oxley Foundation Endowed Lectureship	30,576.55	30,952.03	35,730.17	32,419.58	4	1,458.88	0.00	1,458.88	
108019	Dean Worley Endowed Lectureship	55,643.97	56,327.27	65,022.65	58,997.96	4	2,654.91	0.00	2,654.91	
108020	Dick LaFevers Endowed Lectureship	30,792.59	31,170.72	35,982.62	32,648.64	4	1,469.19	0.00	1,469.19	
108021	J.C. and Linda Holton Endowed Lectureship	38,710.22	38,880.01	45,880.01	37,300.66	4	1,678.53	0.00	1,678.53	
108022	Veronica Ann LaFevers Endowed Lectureship	22,918.34	22,891.82	27,905.08	22,905.08	4	1,030.73	0.00	1,030.73	
108023	Delores O'Guin Mitchell Endowed Lectureship	45,836.68	45,783.65	54,810.16	45,810.16	4	2,061.46	0.00	2,061.46	
108024	J.T. Stites Endowed Lectureship	22,918.34	22,891.82	27,905.08	22,905.08	4	1,030.73	0.00	1,030.73	
108025	Albert H. and Patsy (Hicks) Bngance Endowed Lectureship	27,502.01	27,470.19	32,486.10	27,486.10	4	1,236.87	0.00	1,236.87	
108026	Jerry and Georgia Hetherington Endowed Lectureship	22,918.34	22,891.82	27,905.08	22,905.08	4	1,030.73	0.00	1,030.73	
	TOTAL, CASC:	1,092,962.63	1,104,016.43	1,094,751.61	1,002,569.22		51,506.13	-	51,506.13	0.00
Eastern Oklahoma State College										
240001	Julian J. Rothbaum Lectureship	90,533.30	87,338.82	96,765.46	91,545.86	4	4,119.56	2,447.94	6,567.50	
240002	Choctaw Nation Endowed Professorship in Nursing	225,178.61	217,233.15	245,664.56	229,358.77	4	10,321.14	8,797.92	19,119.07	
	TOTAL, EOSC:	315,711.92	304,571.97	342,430.02	320,904.63		14,440.71	11,245.86	25,686.57	
Oklahoma City Community College										
633001	Lectureship	257,524.06	248,437.27	275,251.57	260,404.30	4	11,718.19	10,640.80	22,359.00	
	TOTAL, OCCC:	257,524.06	248,437.27	275,251.57	260,404.30		11,718.19	10,640.80	22,359.00	
Rogers State University										
461001	Herrington Lectureship	133,735.89	129,017.00	142,942.04	135,231.65	4	6,085.42	5,430.36	11,515.79	
461002	Maurice Meyer Lectureship in Liberal Arts	49,010.72	47,281.37	52,384.53	49,558.87	4	2,230.15	1,999.68	4,229.83	
461003	John W. Norman Endowed Chair in Business Information Tec	383,126.41	369,607.73	425,044.11	392,592.75	4	17,666.67	9,193.63	26,860.30	
461004	Greg Knuz Endowed Chair in Communications	415,955.37	401,278.32	460,099.24	425,777.64	4	19,159.99	10,876.60	30,036.60	
461005	Sarkey's Endowed Chair	379,197.36	380,344.15	436,915.63	398,819.05	4	17,946.86	2,570.51	20,517.37	
461006	Oliver Dewey Mayor Chair	276,982.01	281,875.62	312,298.98	290,385.54	4	13,067.35	2,057.63	15,124.98	
461007	Board of Visitors Endowed Chair	381,896.15	383,094.91	440,051.02	401,680.69	4	18,075.63	2,896.96	20,972.59	
461008	Grace and Franklin Bensen Foundation Endowed Professorship in Nu	173,193.86	174,377.29	200,949.02	182,840.05	4	8,227.80	525.36	8,753.17	
	TOTAL, Rogers:	2,193,097.79	2,166,876.38	2,470,684.58	2,276,886.25		102,459.88	35,550.75	138,010.63	0.00
Tulsa Community College										
750001	Natalie O. Warren Chair of Nursing (Public)	474,832.60	497,149.32	550,807.57	507,596.50	4	22,841.84	0.00	22,841.84	
750002	Natalie O. Warren Chair of Nursing (Private)	0.00	0.00	0.00	-	4	Transferred Private	-	-	
750003	John W. Sublett Professorship (Public)	231,629.25	223,456.17	247,574.21	234,219.87	4	10,539.89	8,949.25	19,489.14	
750004	John W. Sublett Professorship (Private)	0.00	0.00	0.00	-	4	Transferred Private	-	-	
750005	T. Oscar Chappelle Lectureship (Public)	46,308.35	44,674.35	49,496.14	46,826.28	4	2,107.18	1,789.17	3,896.36	
750006	T. Oscar Chappelle Lectureship (Private)	0.00	0.00	0.00	-	4	Transferred Private	-	-	
750007	Founders Incorporated (Private)	0.00	0.00	0.00	-	4	Transferred Private	-	-	
750008	Founders & Assoc. Chair in Allied Health	250,038.45	241,215.80	267,250.67	252,834.97	4	11,377.57	9,816.24	21,193.81	
750009	Julian Rothbaum Distinguished Lectureship in Public Affairs	0.00	0.00	0.00	-	4	Transferred Private	-	-	
750010	Julian Rothbaum Distinguished Lectureship in Public Affairs	31,382.52	30,275.18	33,542.83	31,733.51	4	1,428.01	1,212.50	2,640.50	
750011	Vesta Van Trease Endowed Lectureship (Private)	0.00	0.00	0.00	-	4	Transferred Private	-	-	
750012	Vesta Van Trease Endowed Lectureship (Public)	28,876.64	30,233.83	33,497.02	30,869.16	4	1,389.11	0.00	1,389.11	
750013	Unit Corporation Lectureship (Private)	0.00	0.00	0.00	-	4	-	83.37	83.37	
750014	Unit Corporation Lectureship (Public)	31,184.51	30,084.16	33,331.20	31,533.29	4	1,419.00	1,204.85	2,623.85	
750015	PSO Electronic Engineering Technology (Private)	0.00	0.00	0.00	-	4	Transferred Private	-	-	
750016	Grace and Franklin Bensen Lectureship in Entrepreneurial Leadership	0.00	0.00	0.00	-	4	Transferred Private	-	-	
750017	JP Morgan Chase Lectureship (Private)	0.00	0.00	0.00	-	4	Transferred Private	-	-	
750018	George Kaiser Family Foundation/TCC Infant (Private)	0.00	0.00	0.00	-	4	Transferred Private	-	-	

750019	Midfirst Bank Endowed Lectureship (Private)	0.00	0.00	0.00	-	4	Transferred Private	-		
750020	ONEOK Endowed Professorship (Private)	0.00	0.00	0.00	-	4	Transferred Private	-		
750021	Walton Family Foundation Lectureship (Private)	0.00	0.00	0.00	-	4	Transferred Private	-		
750022	Blue Cross and Blue Shield Lectureship (Private)	0.00	0.00	0.00	-	4	Transferred Private	-		
750023	PSO Electronic Engineering Technology (Public)	32,408.30	31,264.77	34,639.23	32,770.77	4	1,474.68	1952.13	2,726.81	
750024	Grace and Franklin Bensen Lectureship in Entrepreneurial Leadership	32,408.30	31,264.77	34,639.23	32,770.77	4	1,474.68	1952.13	2,726.81	
750025	JP Morgan Chase Lectureship (Public)	32,408.30	31,264.77	34,639.23	32,770.77	4	1,474.68	1952.13	2,726.81	
750026	George Kaiser Family Foundation TCC Infant (Public)	149,306.50	156,323.87	173,196.20	159,608.86	4	7,182.40	0.00	7,182.40	
750027	Midfirst Bank Endowed Lectureship (Public)	32,408.30	31,264.77	34,639.23	32,770.77	4	1,474.68	1952.13	2,726.81	
750028	ONEOK Endowed Lectureship (Public)	32,408.30	31,264.77	34,639.23	32,770.77	4	1,474.68	1952.13	2,726.81	
750029	Walton Family Foundation Lectureship (Public)	32,408.30	31,264.77	34,639.23	32,770.77	4	1,474.68	1,252.13	2,726.81	
750030	Blue Cross and Blue Shield Lectureship (Public)	32,408.30	31,264.77	34,639.23	32,770.77	4	1,474.68	1,252.13	2,726.81	
750031	George Kaiser Family Foundation Chair #1	319,449.78	334,463.85	370,563.15	341,492.26	4	15,367.15	0.00	15,367.15	
750032	George Kaiser Family Foundation Chair #2	319,449.78	334,463.85	370,563.15	341,492.26	4	15,367.15	0.00	15,367.15	
750033	George Kaiser Family Foundation Chair #3	319,449.78	334,463.85	370,563.15	341,492.26	4	15,367.15	0.00	15,367.15	
750034	George Kaiser Family Foundation Chair #4	319,449.78	334,463.85	370,563.15	341,492.26	4	15,367.15	0.00	15,367.15	
750035	George Kaiser Family Foundation Chair #5	319,449.78	334,463.85	370,563.15	341,492.26	4	15,367.15	0.00	15,367.15	
750036	George Kaiser Family Foundation Chair #6	319,449.78	334,463.85	370,563.15	341,492.26	4	15,367.15	0.00	15,367.15	
750037	George Kaiser Family Foundation Chair #7	319,449.78	334,463.85	370,563.15	341,492.26	4	15,367.15	0.00	15,367.15	
750038	George Kaiser Family Foundation Chair #8	319,449.78	334,463.85	370,563.15	341,492.26	4	15,367.15	0.00	15,367.15	
750039	George Kaiser Family Foundation Chair #9 (partial)	190,421.46	199,369.27	220,887.57	203,559.43	4	9,160.17	0.15	9,160.33	
750040	State Fam Lectureship	34,669.71	33,446.39	37,056.32	35,057.47	4	1,577.59	1,339.50	2,917.09	
TOTAL, TCC:		4,251,106.35	4,380,792.48	4,853,619.55	4,495,172.79		202,282.78	33,159.96	235,442.74	
Rose State College										
531001	Henry Croak Endowed Professorship (Public)	168,408.22	160,634.73	185,432.33	168,158.43	4	7,567.13	0.00	7,567.13	
531002	Henry Croak Endowed Professorship (Private)	168,773.12	171,035.12	197,438.27	179,082.17	4	8,058.70	0.00	8,058.70	
531003	Hudiburg Student Services Endowment (Public)	138,472.51	140,471.36	166,807.78	148,583.88	4	6,686.27	0.00	6,686.28	
531004	Hudiburg Student Services Endowment (Private)	137,919.08	139,909.94	166,141.10	147,990.04	4	6,659.55	0.00	6,659.55	
531005	Don S. Reynolds Lectureship (Private)	25,030.89	25,382.70	29,301.10	26,571.56	4	1,195.72	0.00	1,195.72	
531006	Don S. Reynolds Lectureship (Public)	25,249.13	25,604.03	29,556.60	26,803.25	4	1,206.15	0.00	1,206.15	
531007	James F. Howell "Country Lawyer" (Public)	28,988.16	29,395.62	34,534.33	30,972.70	4	1,393.77	0.00	1,393.77	
531008	James F. Howell "Country Lawyer" (Private)	25,001.13	25,352.56	29,784.48	26,712.72	4	1,202.07	0.00	1,202.07	
531009	Ray M. Hardin-Kelley & Kevin Miller Professorship in Small	181,523.93	184,144.23	218,668.70	194,778.95	4	8,765.05	0.00	8,765.05	
531010	Ray M. Hardin-Kelley & Kevin Miller Professorship in Small	180,967.75	183,580.02	217,998.71	194,182.16	4	8,738.20	0.00	8,738.20	
531011	Endowed Excellence in Teaching and Learning Professorship	150,513.59	152,629.14	176,190.90	159,777.88	4	7,190.00	0.00	7,190.01	
531012	Endowed Excellence in Teaching and Learning Professorship	148,509.83	150,597.21	173,845.30	157,650.78	4	7,094.29	0.00	7,094.29	
531013	W.P. "Bill" and Rubye Atkinson Endowed Chair (Private)	358,138.39	363,282.40	419,363.27	380,261.35	4	17,111.76	0.00	17,111.76	
531014	W.P. "Bill" and Rubye Atkinson Endowed Chair (Public)	362,416.70	367,510.66	424,244.25	384,723.87	4	17,312.57	0.00	17,312.58	
TOTAL, RSC:		2,089,912.42	2,119,529.72	2,469,307.12	2,226,249.75		100,181.24	-	100,181.26	0.00
NEO A&M College										
480001	Endowed Lectureship in Educational Excellence (Private)	102,744.12	99,118.77	109,816.85	103,893.25	4	4,675.20	4,141.96	8,817.15	
480002	Endowed Lectureship in Educational Excellence (Public)	256,100.21	247,063.67	273,729.71	258,964.53	4	11,653.40	10,418.27	22,071.68	
TOTAL, NEO A&M:		358,844.33	346,182.44	383,546.56	362,857.77		16,328.60	14,560.23	30,888.83	0.00

Northern Oklahoma College										
490001	Joe Lewis Lectureship in Social Science	26,695.40	27,073.17	31,278.99	28,349.18	4	1,275.71	0.00	1,275.71	
490002	Sam Leonard Lectureship in Business Administration	33,223.92	33,694.07	38,928.45	35,282.15	4	1,587.70	0.00	1,587.70	
490003	Dick Lambert Lectureship in Business	33,223.92	33,694.07	38,928.45	35,282.15	4	1,587.70	0.00	1,587.70	
490004	Don Westfall Lectureship in Social Sciences	33,223.92	33,694.07	38,928.45	35,282.15	4	1,587.70	0.00	1,587.70	
490005	Carl and Carolyn Renfro Lectureship (Private)	96,862.85	98,233.56	113,494.17	102,863.32	4	4,628.86	0.00	4,628.86	
490006	Carl and Carolyn Renfro Lectureship (Public)	96,862.81	98,233.52	113,494.12	102,863.48	4	4,628.86	0.00	4,628.86	
490007	Ima Faythe Berglund Mathematics Chair	279,010.71	282,971.07	327,141.80	296,374.53	4	13,336.85	0.00	13,336.85	
490008	Ima Faythe Berglund Science Chair	228,895.46	228,918.24		228,906.85	4	10,300.81	0.00	10,300.81	
490009	Leora E. Calkins Agriculture and Life Sciences Chair	228,895.46	228,918.24		228,906.85	4	10,300.81	0.00	10,300.81	
490010	BF Trust Process Technology Chair	228,895.46	228,918.24		228,906.85	4	10,300.81	0.00	10,300.81	
490011	Ima Faythe Berglund Engineering and Physical Science Chair	228,895.46	228,918.24		228,906.85	4	10,300.81	0.00	10,300.81	
TOTAL, Northern:		1,514,685.39	1,523,266.47	702,194.44	636,297.16		69,836.61	(0.00)	69,836.60	0.00
Western Oklahoma State College										
041001	JCMH Health Care Corporation Professorship in Nursing	135,915.60	137,835.42	159,130.68	144,293.90	4	6,493.23	0.00	6,493.23	
041002	JCMH Health Care Corporation Prof. in Radiologic Technology	135,915.64	137,835.45	159,130.72	144,293.94	4	6,493.23	0.00	6,493.23	
041003	JCMH Health Care Corporation Prof. in Physical Therapy Ass	135,915.63	137,835.44	159,130.70	144,293.92	4	6,493.23	0.00	6,493.23	
041004	Jeff and Kim Wilmes Lectureship	22,637.11	22,956.86	26,503.65	24,032.54	4	1,081.46	0.00	1,081.46	
041005	Winston and Ethelda Higgs Lectureship in Business	24,650.76	24,998.95	28,861.23	26,170.31	4	1,177.66	0.00	1,177.67	
041006	Jack and Jewell Walker Lectureship in Aviation	30,884.43	31,320.67	36,159.64	32,788.55	4	1,475.47	0.00	1,475.47	
041007	Doughty Family Lectureship in Business	26,467.88	26,841.74	30,988.73	28,099.45	4	1,264.48	0.00	1,264.48	
041008	Great Plains Medical Center Lectureship in Nursing	260,126.70	260,624.80	195,176.51	238,642.67	4	10,738.92	0.00	10,738.92	
041009	Chesser Family Lectureship	28,981.20	29,390.56	33,931.34	30,767.70	4	1,384.55	0.00	1,384.54	
041010	Russell Kirchoff Lectureship in Agriculture	27,369.06	27,755.64	32,043.83	29,056.18	4	1,307.53	0.00	1,307.53	
041011	Eunice Griffin Lectureship in Business	126,511.44	126,524.02		126,517.73	4	5,693.30	0.00	5,693.30	
041012	The Lucille O. Brewer Lectureship in Early Childhood/Childhood Deve	22,889.55	22,891.82		22,890.68	4	1,030.08	0.00	1,030.08	
041013	The Carl and Mildred Shadrick Endowed Chair in Agriculture	228,895.46	228,918.24		228,906.85	4	10,300.81	0.00	10,300.81	
041014	The Duffy Family Lectureship in Music	22,889.55	22,891.82		22,890.68	4	1,030.08	0.00	1,030.08	
041015	The Masonic Fraternity of Oklahoma Lectureship in Student Support	45,779.09	45,783.65		45,781.37	4	2,060.16	0.00	2,060.16	
041016	AgPreference Distinguished Professorship in Math	114,447.77	114,459.12		114,453.44	4	5,150.40	0.00	5,150.40	
041017	Larry Duffy Lectureship in Performing Arts	45,779.09	45,783.65		45,781.37	4	2,060.16	0.00	2,060.16	
041018	Ken and Mary Ann Ferguson Lectureship in On Line Education	34,334.32	34,337.74		34,336.03	4	1,545.12	0.00	1,545.12	
041019	The Randy Cumby Lectureship in Distance Learning	22,889.55	22,891.82		22,890.68	4	1,030.08	0.00	1,030.08	
TOTAL, WOSC:		1,493,279.81	1,501,877.42	861,057.01	1,506,887.70		67,809.95	-	67,809.93	0.00
Systemwide Totals		838,400,164.52	833,310,998.03	781,973,438.01	826,433,153.29		38,443,161.90	8,594,825.93	47,168,202.47	-

Meeting of the
OKLAHOMA STATE REGENTS FOR HIGHER EDUCATION
October 19, 2023

AGENDA ITEM #12:

Master Lease.

SUBJECT: Approval a project for submission to the Council of Bond Oversight for the Series 2023A Equipment issuance.

RECOMMENDATION:

It is recommended that the State Regents authorize for submission to the Council of Bond Oversight the 2023A Equipment Master Lease Series. A project from one institution is \$3,582,000.

BACKGROUND:

The Oklahoma State Legislature approved in May 1999, Senate Bill 151, which authorized the State Regents to establish a master lease program. State System entities may enter into lease agreements for projects having a project value of \$50,000 up to a maximum of \$10 million. The terms of the lease agreements will vary by the useful life of the equipment purchases.

The State Regents' office works in conjunction with the Oklahoma Development Finance Authority (ODFA) to administer this program with each institutional lease purchase agreement submitted to the Council of Bond Oversight for approval. The institutional governing boards will have given prior approval of all equipment purchases submitted under this program.

POLICY ISSUES:

Recommendation is consistent with current State Regents' policy.

ANALYSIS:

The Master Lease Purchase Program provides the State System entities a method of financing major personal property acquisitions at significant efficiencies from both financing aspects and administration. This program is designed to provide flexibility in acquiring new capital equipment by allowing lease purchase payments or debt service payments to be made on a monthly basis from current capital and operating funds. Individual sub-lease agreements will be entered into with each participating institution and the State Regents, under the terms of the Master Lease Purchase Agreement. The institution's fee structure shall be based on the individualized purchase package and interest rates available on the day of bond pricing.

The first equipment issuance for 2023 includes the University of Oklahoma with an estimated total of \$3,582,000 in purchases of airplanes. The following tables summarize this series by institution.

Institution	Total Amount to be Financed
University of Oklahoma	\$3,582,000
Total	\$3,582,000

**OKLAHOMA STATE REGENTS FOR HIGHER EDUCATION
 MASTER LEASE-PURCHASE DETAILED LISTING
 Fiscal Year 2024**

Name of Institution: UNIVERSITY OF OKLAHOMA										
Item #	State Regents' Campus Master Plan Project #	Description--Be Specific (i.e., size, model, series)	Estimated Cost	Number of Years you wish to finance the debt service	Estimated Date Funding Needed mm/dd	Estimated Useful Life in Years	Estimated Replacement Strategy Life* in Years	Will a Third Party Benefit Economically by use of this Equipment (i.e. Taxable Third Party such as For-Profit Entity)	Point of Contact (Name and Phone Number)	Remarks
1		9 Piper Pilot 100i Aircraft	\$3,582,000	15.00	Dec-23	15	15-25	No	Stewart Berkinshaw 325-1271	OU's School of Aviation is expanding and refreshing it's existing aircraft fleet as part of a previously announced expansion plan.
2										
3										
4										
5										
6										
7										
8										
9										
10										
11										
12										
13										
14										
15										
		Total (Subtotal if multiple sheets)	\$3,582,000							

* If the requested capital lease item is part of an ongoing replacement program within the institution, provide how often such equipment is replaced.

Please return your survey to smauck@osrhe.edu or by fax to 405-225-9230.

Meeting of the
OKLAHOMA STATE REGENTS FOR HIGHER EDUCATION
October 19, 2023

AGENDA ITEM #13:

Contracts and Purchases.

SUBJECT: Approval of contracts over \$100,000 for FY2024.

RECOMMENDATION:

It is recommended that the State Regents approve FY-2024 purchases for amounts exceeding \$100,000.

BACKGROUND:

Agency purchases are presented for State Regents' action. They relate to previous board action and the approved agency budgets.

POLICY ISSUES:

The recommended action is consistent with the State Regents' purchasing policy which requires State Regents' approval of purchases exceeding of \$100,000.

ANALYSIS:

The items below exceed \$100,000 and require State Regents' approval prior to issuing a purchase order.

Purchases Over \$100,000

Core

- 1) OutSystems in the amount of \$148,882.97 for a consolidated statewide scholarship application and database system. Currently, there is no single platform for students to apply for scholarships or to track students across the numerous scholarship programs offered by the Oklahoma State Regents for Higher Education. (Funded from 210-Core).

OneNet

- 2) Vyve Broadband LLC in the amount of \$114,700.00 for circuits needed to provide services to OneNet customers. Costs recovered through OneNet user fees. (Funded from 718-OneNet).
- 3) Utility Services Construction Company in the amount of \$475,000.00 for the construction of fiber optic cable to connect Oklahoma State University – Hardesty Center for Biomedical Research to OneNet point of presence located at Oral Roberts University in Tulsa, Oklahoma. Funded by National Science Foundation grant to expand the Oklahoma Friction Free Network (OFFN7). (Funded from 718-OneNet).

Meeting of the
OKLAHOMA STATE REGENTS FOR HIGHER EDUCATION
October 19, 2023

AGENDA ITEM #14:

Investments.

SUBJECT: Approval of Investment Managers.

RECOMMENDATION:

It is recommended that the State Regents approve a new investment manager and allocation of funds for the endowment trust fund.

BACKGROUND:

Pavilion Mercer, investment consultants for the fund, has suggested a new manager recommendation for consideration. This manager will continue to diversify our fund portfolio and meet the objectives of realignment to the policy asset class targets. Funding will come from cash on-hand and reallocations within the portfolio.

POLICY ISSUES: This action is consistent with Regents' asset allocation policy.

ANALYSIS:

Mercer is recommending the following manager for the portfolio:

Related Real Estate Debt Fund IV -- \$10,000,000. This fund will invest in whole loans, and subordinate securities backed by transitional and near-stable commercial and for-sale residential real estate assets primarily located in gateway markets of the United States. The properties may include office, multi-family, retail, industrial, hospitality and special-use assets. The fund has a presence throughout the United States and uses a fully-integrated model of acquisition, constructions, development, property and asset management expertise to leverage transactions. The firm considers this integrated platform and the ability to act as an operator as an advantage when gathering market data and research.

Meeting of the
OKLAHOMA STATE REGENTS FOR HIGHER EDUCATION
October 19, 2023

AGENDA ITEM #15-a:

Policy.

SUBJECT: Approval of revisions to Chapter 1 (“Governance”) and Chapter 2 (“Administrative Operations”) of the OSRHE Policy and Procedures Manual.

RECOMMENDATION:

It is recommended that the State Regents approve the proposed revisions to Chapter 1 (Governance) and Chapter 2 (Administrative Operations) of the OSRHE Policy and Procedures Manual.

BACKGROUND:

The Oklahoma State Regents for Higher Education (OSRHE) set forth policies and procedures on internal governance and administrative operations. Since initial approval, OSRHE staff and advisory committees have reviewed and revised policies to incorporate current APA rules and increase clarity and readability. Some policies have been substantively revised as needed to reflect updates to state statute or administrative rule and to reflect current best practices. Policy revisions typically occur through a collaborative process within OSRHE staff and advisory committees before they are recommended to the Regents for adoption.

POLICY ISSUES:

The proposed revisions amend Chapter 1 (Governance) and Chapter 2 (Administrative Operations) within the OSRHE Policy and Procedures Manual.

ANALYSIS:

The proposed revisions are the result of a request for a policy audit by the Chancellor and conducted by OSRHE staff and the Office of Legal Counsel. Policies were reviewed using the following guiding principles: (1) Remove barriers to success; (2) Emphasize quality and raise standards, but reduce the steps to achieve those standards; (3) Simplify language and remove statements that are not policy; (4) Promote efficiency and collaboration; (5) Align with state statutes, administrative rules, and current best practices; (6) Foster innovation and speed to react to changing workforce needs; (7) Reduce time spent on processes that don’t impact outcomes; and (8) Eliminate requirements that cost more than the benefits they provide. The summary of recommendations for revisions are outlined below:

Policy Section	Summary of Changes
Ch. 1 GOVERNANCE Overall Summary →	<ul style="list-style-type: none">• Checked and cleaned up all legal cites• Eliminated unnecessary, duplicative language in addition to guidance that was not policy

	<ul style="list-style-type: none"> • Updated language to reflect current law and practices of the OSRHE • Direct quotes from legal authority are now in parentheses
1.3 – Oklahoma Constitution, Article XIII-A, Sections 1-4	<ul style="list-style-type: none"> • Eliminated unnecessary language (ex. Board member terms in old 1.3.1(B) and 1.5.1(C))
1.4 (old) – Oklahoma Constitution, Article XI, Section 5 (Section 13 provision)	<ul style="list-style-type: none"> • Moving to Ch. 4 (Budget & Fiscal Affairs), more appropriate location
1.4.4 - Oklahoma Higher Education Code, Article II, Sections 3202-3204 and 3206	<ul style="list-style-type: none"> • Added in 70 O.S. § 3206, which sets forth all 15 of the State Regents’ statutorily defined powers and duties
1.7 (old) – State System Institutions, Constituent Agencies, and Community Junior Colleges	<ul style="list-style-type: none"> • Deleted history of junior colleges in old 1.7.3
Ch. 2 ADMINISTRATIVE OPERATIONS Overall Summary →	<ul style="list-style-type: none"> • Checked and cleaned up all legal cites • Eliminated unnecessary, duplicative language in addition to guidance that was not policy • Updated language to reflect current law and practices of the OSRHE • Direct quotes from legal authority are now in parentheses
2.1 - Rules of Operation	<ul style="list-style-type: none"> • Deleted old 2.1.2 through 2.1.9 which basically just regurgitated Open Meetings Act requirements
2.2 - Operational Procedures for Meetings	<ul style="list-style-type: none"> • Eliminated unnecessary language relating to agenda preparation
2.2.3 - Items for consideration at meeting	<ul style="list-style-type: none"> • Changes will require amendments to OAC 610:1-7-13 • Clarify in paragraph 3(B) that OSRHE not required to give Article II APA hearings “so long as adequate due process is provided.” OSRHE is exempt from Article II per 75 O.S. § 250.4(B)(12) • "may" list New Business agenda instead of "shall"
2.2.4 - Disposition of business	<ul style="list-style-type: none"> • Changes will require amendments to OAC 610:1-7-15 • Major change here is <i>Robert's Rules of Order</i> from mandatory requirement to more general guideline for meetings, "strict adherence not required"
2.2.5 - Record of proceedings	<ul style="list-style-type: none"> • Changes will require amendments to OAC 610:1-7-17 • Major changes are to delete provision requiring that executive session minute

	notes be transmitted to Regents for their approval; and that executive session notes will be kept by GC and maintained by GC instead of Chancellor, to reflect current practice
2.2.6 - Review and approval of proceedings	<ul style="list-style-type: none"> • Shortened cited language
2.2.7 - Request for records	<ul style="list-style-type: none"> • Shortened cited language
2.3 - Petition Requesting Promulgation, Amendment, or Repeal of Rules; Form and Procedure	<ul style="list-style-type: none"> • Removed most of this never before used rule, except for gist, and direct link to rule will be provided
2.4 - Petitions for Declaratory Rulings; Form and Procedure	<ul style="list-style-type: none"> • Removed most of this never before used rule, except for gist, and direct link to rule will be provided
2.5 - State Regents' Committees	<ul style="list-style-type: none"> • Solicited feedback in Oct '22 – only minor changes
2.6 - Appointment of State Regents' Officers	<ul style="list-style-type: none"> • Deleted most as duplicative (already in Chapter 1)
2.7 - Orientation of New Board Members	<ul style="list-style-type: none"> • Added statutory citation
2.8 - Delegation of Authority to Chancellor	<ul style="list-style-type: none"> • Updated authority of Chancellor and Board to reflect changes made elsewhere in Policy Manual • Posthumous and Honorary agrees no longer require specific approval from State Regents • Chancellor may “[a]pprove technical amendments made necessary by changes in applicable law, and other non-material amendments including, but not limited to, typographical errors and other non-substantive changes.” <p>Followed by: "Substantive or material amendments are subject to ratification by State Regents at the next full meeting of the Board."</p> <ul style="list-style-type: none"> • Chancellor may also approve non-substantive changes to Section 125 Cafeteria Plan including, but not limited to, statutorily indexed amount
2.8.4 - Oklahoma Administrative Procedures Act	<ul style="list-style-type: none"> • Added: “<i>See also</i> 75 O.S. § 250.4(A)(6) (setting forth certain exemptions to OSRHE under Article I of APA); and 75 O.S. § 250.4(B)(12) (providing exemption to OSRHE from Article II of APA).”
2.8.5 - Amendment of Policy and Procedures Manual	<ul style="list-style-type: none"> • Added: "So that immediate action may be taken to address an emergency, or in other appropriate circumstances, the prior posting requirement may be waived following a majority vote of the Board to so act."

<p>2.9 - Governmental Tort Claims Act</p>	<ul style="list-style-type: none"> • Replaced long, largely irrelevant and inapplicable "Indemnification" section with short statement regarding applicability of the Oklahoma Governmental Tort Claims Act (OGTCA) – employees and regents are immune from liability in tort so long as acting within the course and scope of their duties or employment. • Only willful conduct that is malicious or undertaken in bad faith is not covered under the OGTCA.
<p>2.10 - State Regents' Ethics Policy</p>	<ul style="list-style-type: none"> • 2.10.1 (C): new section that provides very valuable links to Ethics Commission documents, particularly "The Guide for State Officers and Employees," that is really sort of a Cliff Notes version of +/- 350 pages of annotated Ethics Rules specific to those serving on boards • 2.10.2(B): Provides general guideline that will almost always remain compliant by accepting only modest items of food/refreshment or personal gifts of a customary/traditional nature that are of nominal value (less than \$20.00), under circumstances which make it clear that the gift is not motivated by the state officer or employee's status as a state officer or employee, is not intended to influence the officer or employee in the conduct of the public's business, and would not likely cause a reasonable person to question the officer's or employee's impartiality. • 2.10.2(D): Regents and employees are required to disqualify from participation in any matter that would likely have a direct and predictable effect on the material financial interest of either the Regent or employee, their family member, or business relation. Further, any time circumstances of a particular matter would cause a reasonable person with knowledge of the relevant facts to question a Regent's or employee's impartiality in that matter, the Regent or employee should abstain from participating in any way.
<p>2.11 - Equal Opportunity, Nondiscrimination, and Reasonable Accommodations for State Regents' Programs, Services, and Activities</p>	<ul style="list-style-type: none"> • Changed name to include Equal Opportunity and Nondiscrimination because they are addressed equally within

	<p>this Reasonable Accommodation section. Removed mere guidance for institutions</p> <ul style="list-style-type: none"> • Made clear that these sections apply to “only those programs, services, and facilities operated or administered directly by the State Regents.” Also, that officers/employees must go through HR for such issues
2.11.2 - Equal Opportunity	<ul style="list-style-type: none"> • Updated protected classes in EO statement to comply with current law
2.12 - Compliance and Institutional Data Reporting Requirements	<ul style="list-style-type: none"> • Main change in Compliance policy was to separate out the data reporting requirements of SPA • Fall and Spring prelim Enrollment Report (former paragraph C) • Final UDS Data Submission to OSRHE (former para. D)
2.13 - Regents Education Program	<ul style="list-style-type: none"> • No substantive changes, just clean up
2.14 - Student Advisory Board	<ul style="list-style-type: none"> • No substantive changes, just clean up, all APA rules
2.15 - Faculty Advisory Council	<ul style="list-style-type: none"> • Mostly just tried to shorten and clarify certain areas
2.16 - Council on Instruction	<ul style="list-style-type: none"> • Mostly just tried to shorten and clarify certain wording
2.17 - Council on Student Affairs	<ul style="list-style-type: none"> • Mostly just tried to shorten and clarify certain wording; will generally follow <i>Robert’s Rules</i>-strict adherence no longer required
2.18 - Council of Business Officers	<ul style="list-style-type: none"> • Mostly just tried to shorten and clarify certain wording
2.19 - Communicators Council	<ul style="list-style-type: none"> • Mostly just tried to shorten and clarify certain wording; will generally follow <i>Robert’s Rules</i>-strict adherence no longer required
2.20 - Economic Development Council	<ul style="list-style-type: none"> • Mostly just tried to shorten and clarify certain wording; will generally follow <i>Robert’s Rules</i>-strict adherence no longer required
2.21 - Council on Information Technology	<ul style="list-style-type: none"> • Mostly just tried to shorten and clarify certain wording; will generally follow <i>Robert’s Rules</i>-strict adherence no longer required
2.22 - Constitution of the Council of Presidents	<ul style="list-style-type: none"> • Very few changes, only minor wording changes; will generally follow <i>Robert’s Rules</i>-strict adherence no longer required
2.23 - Faculty Research Fellowship Program	<ul style="list-style-type: none"> • Deleted, no longer a thing
2.24 - Use of Towers & Facilities and Internet & Technology Services	<ul style="list-style-type: none"> • Now 2.23

	<ul style="list-style-type: none"> Working on revisions requested by OneNet to APA rules OAC 610:15-1-1 and 610:15-1-3, cited in this policy
2.25 - OneNet Acceptable Use Policy	<ul style="list-style-type: none"> Now 2.24 Revised to reflect current law and OSRHE practices
2.26 - OneNet Fee Structure	<ul style="list-style-type: none"> Now 2.25 Shortened significantly
2.27 - Robert S. Kerr Conference Center	<ul style="list-style-type: none"> Deleted, no longer a thing
2.28 - Privacy, Data, Access and Management	<ul style="list-style-type: none"> Now 2.26 Revised to reflect current law and OSRHE practices
2.29 - Institutions' Affirmative Action Plans	<ul style="list-style-type: none"> Deleted, statues requiring this were revoked
2.30 - E.T. Dunlap Medal and Lectureship Program	<ul style="list-style-type: none"> Deleted, no longer a thing
2.31 - Chief Information Officer for the Oklahoma State System of Higher Education	<ul style="list-style-type: none"> Now 2.27 Only minor changes
2.32 - Free Speech Committee	<ul style="list-style-type: none"> Now 2.28 New policy, adopted by State Regents on Oct 27, 2022. Language same just formatting changes
2.29 - Career Services Council	<ul style="list-style-type: none"> New policy for new council

It is recommended the State Regents approve these proposed revisions to Chapter 1 (Governance) and Chapter 2 (Administrative Operations). The proposed revisions are included in the supplement. For reference, each section in within Chapter 1 and Chapter 2 is presented in the Supplement with the revised version first, followed by the original policy section, for purposes of comparison. The original policies recommended for revision may be also accessed in their entirety online at <https://www.okhighered.org/state-system/policy-procedures>

Supplement

Meeting of the
OKLAHOMA STATE REGENTS FOR HIGHER EDUCATION
October 19, 2023

AGENDA ITEM #15-b:

Policy.

SUBJECT: Approval of revisions to the Distance Education and Traditional Off-Campus Courses and Programs, Student Assessment and Remediation, and Professional Programs policies.

RECOMMENDATION:

It is recommended the State Regents approve the proposed revisions to the following Academic Affairs polices: Distance Education and Traditional Off-Campus Courses and Programs, Student Assessment and Remediation, and Professional Programs policies.

BACKGROUND:

The Oklahoma State Regents for Higher Education (OSRHE) set forth policy that provides State System institutions with guidance on various academic areas. Since initial approval, the State Regents' staff and advisory committees have reviewed and revised polices to incorporate current APA rules and increase clarity and readability. Some policies have been substantively revised as needed to reflect updates to state statute and to reflect current best practices. Policy revisions typically occur through a collaborative process within the Council on Instruction and the Council of Presidents before they are recommended to the State Regents for adoption.

POLICY ISSUES:

The proposed revisions amend the Distance Education and Traditional Off-Campus Courses and Programs, Student Assessment and Remediation, and Professional Programs policies.

POLICY ANALYSIS:

The proposed revisions are the result of a request for a policy audit by the Chancellor and conducted by OSRHE staff under the direction of the Vice Chancellor for Academic Affairs. Policies were reviewed using the following guiding principles:

1. Remove barriers to success;
2. Emphasize quality and raise standards, but reduce the steps to achieve those standards;
3. Simplify language and remove statements that are not policy;
4. Promote efficiency and collaboration;
5. Align with state statutes and accreditation standards;
6. Foster innovation and speed to react to changing workforce needs;
7. Reduce time spent on processes that don't impact outcomes; and
8. Eliminate requirements that cost more than the benefits they provide.

Following the internal review by OSRHE staff, policies were distributed to the Council of Presidents and Council on Instruction for review. The recommendations for revisions are outlined in the table below.

Policy	Recommendation
3.17 Distance Education and Traditional Off-Campus Courses and Programs	<ul style="list-style-type: none"> • Move all definitions to the beginning of the Academic Affairs Chapter 3. • Remove, clarify, or condense unnecessary language throughout the policy. • Add elevated standards for quality of online instruction, guided by national standards. • Update OSRHE policy related to institutional participation in the State Authorization Reciprocity Agreement (SARA) to the current SARA standards. • Require institutions to meet the standards outlined in the policy before offering online courses. Once they meet the standard, additional approval to offer programs that have already been approved by the Regents is not required. • Require institutions to describe how they continue to meet these standards in their regular 5-year program reviews.
3.20 Student Assessment and Remediation	<ul style="list-style-type: none"> • Move all definitions to the beginning of the Academic Affairs Chapter 3. • Remove, clarify, or condense unnecessary language throughout the policy. • Remove sections that are duplicative of other policies. • Eliminate approval and requirements that duplicate standards of accreditation and items that would be specific to institutions and their mission. • Remove references to remediation and developmental education to promote a focus on supplemental instruction.
3.24 Professional Programs	<ul style="list-style-type: none"> • Move all definitions to the beginning of the Academic Affairs Chapter 3. • Conceptually change the policy to move to higher, nationally recognized standards. All of the professional programs are linked to their corresponding national accreditor. • Eliminate standards that would otherwise already be included in the accreditation standard. • Remove barriers and requirements that make these programs less competitive.

The proposed revisions are included in the supplement.
Supplement

Meeting of the
OKLAHOMA STATE REGENTS FOR HIGHER EDUCATION
October 19, 2023

AGENDA ITEM #15-c:

Policy.

SUBJECT: Posting of revisions to the Institutional Admission and Retention policy.

RECOMMENDATION:

It is recommended that the State Regents post the proposed revisions to the Institutional Admission and Retention policy.

BACKGROUND:

The Oklahoma State Regents for Higher Education (OSRHE) set forth policy that provides State System institutions with guidance on various academic areas. Since initial approval, the State Regents' staff and advisory committees have reviewed and revised policies to incorporate current APA rules and increase clarity and readability. Some policies have been substantively revised as needed to reflect updates to state statute and to reflect current best practices. Policy revisions typically occur through a collaborative process within the Council on Instruction and the Council of Presidents before they are recommended to the State Regents for adoption.

POLICY ISSUES:

The proposed revisions amend the Institutional Admission and Retention.

POLICY ANALYSIS:

The proposed revisions are the result of a request for a policy audit by the Chancellor and conducted by OSRHE staff under the direction of the Vice Chancellor for Academic Affairs. The policy was reviewed using the following guiding principles:

1. Remove barriers to success;
2. Emphasize quality and raise standards, but reduce the steps to achieve those standards;
3. Simplify language and remove statements that are not policy;
4. Promote efficiency and collaboration;
5. Align with state statutes and accreditation standards;
6. Foster innovation and speed to react to changing workforce needs;
7. Reduce time spent on processes that don't impact outcomes; and
8. Eliminate requirements that cost more than the benefits they provide.

Following the internal review by OSRHE staff, this policy was distributed to the Council of Presidents and Council on Instruction for review. The recommendations for revisions are outlined in the table below.

Policy	Recommendation
3.9 Institutional Admission and Retention	<ul style="list-style-type: none"> • Move all definitions to the beginning of the Academic Affairs Chapter 3. • Condensed the Curricular Deficiencies section down to the essential requirement. • Removed requirements that were no longer relevant. • Moved requirements that belonged in other policies. • Institutions may still use ACT/SAT; however, the requirement for students to take the test has been removed. Students without an ACT/SAT can be evaluated in other ways. • Added a section for state-wide universities. • Removed the table of Regional Admission standards because it didn't list standards. • Remove various restrictions, giving more autonomy to institutions to make decisions. • Removed the principles section because it didn't provide determinate requirements.

The proposed revisions are included in the supplement.

Supplement

Meeting of the
OKLAHOMA STATE REGENTS FOR HIGHER EDUCATION
October 19, 2023

AGENDA ITEM #16:

Administrative Rules.

SUBJECT: Posting of proposed permanent rule revisions for OneNet.

RECOMMENDATION:

It is recommended that the State Regents post proposed permanent rule revisions for OneNet and initiate the process for adoption of permanent rule revisions as described below.

BACKGROUND:

OneNet is the comprehensive digital communications initiative of the Oklahoma State Regents for Higher Education and Oklahoma's research and education network. In 1992, OneNet was created with \$14 million from a \$350 million statewide capital bond issue approved by voters. OneNet was developed as a division of the Oklahoma State Regents for Higher Education (OSRHE) and became fully operational in 1996.

OneNet leverages local, national, public and private partnerships to provide world-class broadband connectivity to institutions that sustain communities and enrich lives. OneNet's high-performance optical network meets Oklahoma's education, research, health care, and state and local government needs. OneNet serves higher education institutions, career technology centers, K-12 schools, libraries, research organizations, health care providers, and federal, state, local and tribal government agencies. OneNet does not serve private businesses or private residences.

OneNet partners with other research and education networks across the country to connect Oklahoma to research programs throughout the nation and around the globe. Meeting the diverse set of research and education needs of Oklahoma, OneNet has developed a statewide fiber backbone with a 100Gbps infrastructure serving Oklahoma's largest research institutions. OneNet operates one of the two Great Plains Network 100Gbps on-ramps to Internet2, and also directly connects to other statewide research networks through Internet2.

POLICY ISSUES:

The proposed rules (Attachment A) will provide OneNet and the State Regents with better clarification on the use of OneNet's services, update outdated technology language and clarify the types of organizations OneNet serves. The changes will ensure that the administrative rules align with how OneNet operates in 2023.

The administrative rules will provide community leaders, partners and other constituents an accurate description of the organizations that can utilize OneNet's internet, technology, towers and facilities services.

ANALYSIS:

The permanent rules will address the types of services OneNet provides, the organizations who can utilize these services, and the accurate technology terminology for 2023.

The proposed rules address the following items:

- Updating technology terminology
- Updating the types of organizations that OneNet can serve
- Identifying OneNet as the comprehensive digital communications entity operated by OSRHE
- Updating the reference to infrastructure engineering staff
- Removing references to OneNet as a telecommunications network

Attachments

**TITLE 610. STATE REGENTS FOR HIGHER EDUCATION
CHAPTER 15. EDUCATIONAL OUTREACH
SUBCHAPTER 1. USE OF TOWERS, FACILITIES AND COMMUNICATIONS SERVICES**

610:15-1-1. Purpose

~~The Oklahoma State Regents for Higher Education will make available the use of towers and facilities of OneNet, the State of Oklahoma's official telecommunications and information network, to educational entities, governmental agencies, and commercial businesses; provided, however, the proposed use does not interfere with the normal maintenance and operations of OneNet. Each request to utilize the internet and technology services or towers and facilities standard industry engineering requirements and state and federal laws and regulations. OneNet is the comprehensive digital communications entity operated by the Oklahoma State Regents for Higher Education. The purpose of OneNet is to meet the mission critical technology needs of Oklahoma's education, research, healthcare and government institutions.~~

610:15-1-2. Towers and facilities use

- (a) All proposed tower and facility installations shall be in accordance with ~~good engineering practices~~ state and federal laws and regulations and shall be subject to the approval of the OneNet engineering staff. Requests for installation of microwave antennas on the OneNet towers shall be approved only after a tower wind load study is performed by an approved and qualified registered professional engineer. Costs of the study are to be paid for by the proposed user. Any structural modifications required to the tower resulting from the proposed antenna installation will be at the expense of the proposer. Generally, 2-way radio antenna installations will not require a tower analysis to be performed; however, it shall be at the discretion of the ETN infrastructure engineering staff as to whether or not an analysis is required.
- (b) The Oklahoma State Regents for Higher Education will develop a schedule of monthly rates for the use of OneNet's towers and facilities.
- (c) The Chancellor or the Chancellor's designee may waive any or all monthly rates specified in the rate schedule if use of OneNet's towers and facilities is determined to be in the best interest of the State.
- (d) The State Regents reserve the right to change the rates or cancel service with a 90-day advance notice to the user.

610:15-1-3. ~~Communications~~ Internet and technology services use

- (a) The Oklahoma State Regents for Higher Education ~~will~~ shall make OneNet's ~~voice, data and video communications and~~ internet and technology services and infrastructure available to ~~educational entities, governmental agencies, and commercial businesses~~ research and educational entities, governmental and tribal agencies, political subdivisions, eligible healthcare providers, and telecommunications providers consistent with the policies and procedures established by OneNet; ~~provided, however, that the~~ The proposed use ~~does~~ shall not interfere with the normal maintenance and operation of OneNet. Each request to utilize the ~~voice, data and/or video communications~~ internet and technology services of OneNet will be reviewed on an individual basis to ensure it is consistent with state and federal laws and regulations. The State Regents will develop a schedule of rates to be utilized for the services provided and shall have the ability to offer discounted rates on a case-by-case basis if it is determined to be in the best interest of the State.
- (b) For the purposes of this section, "eligible healthcare providers" include, but are not limited to: (1) post-secondary educational institutions offering health care instruction, teaching hospitals, and medical schools; (2) community health centers or health centers providing health care to migrants; (3) local health departments or agencies; (4) community mental health centers; (5) not-for-profit hospitals; (6) rural health

clinics; and (7) consortia of health care providers consisting of one or more entities falling into the first six categories.

~~(b)(c)~~ The State Regents reserve the right to change the rates or cancel service with a 90- day advance notice to the user.

Meeting of the
OKLAHOMA STATE REGENTS FOR HIGHER EDUCATION
October 19, 2023

AGENDA ITEM #17:

Preliminary Enrollment Report.

SUBJECT: Acknowledge receipt of the Preliminary Enrollment Report.

RECOMMENDATION:

It is recommended that the State Regents acknowledge the receipt of the Fall 2023 Preliminary Enrollment Report.

BACKGROUND:

Since 1941, enrollment data has been collected and reported by the Oklahoma State Regents for Higher Education from state system institutions. Since its implementation in 1981, the Unitized Data System (UDS) has been used to collect enrollment data from Oklahoma’s public colleges and universities at the end of each semester and to report unduplicated official enrollments. While official enrollment data is reported to the National Center for Educational Statistics (NCES) Integrated Postsecondary Education Data System (IPEDS), the original enrollment survey developed in 1941 continues to collect preliminary enrollment information that can be reviewed and analyzed closer to the beginning of each semester rather than after the semester has concluded.

POLICY ISSUES:

This activity is consistent with the State Regents’ reporting responsibilities.

FINDINGS:

Fall 2023 Preliminary Enrollment – Headcount Enrollment (Table 1)

The total number of students (headcount) attending Oklahoma colleges and universities increased by 2,857 students (1.6%) from the Fall 2022 semester (177,372 students) to the Fall 2023 semester (180,229 students).

Public Colleges and Universities

Preliminary headcount enrollment at Oklahoma public colleges and universities increased by 2,564 students (1.6%) from the Fall 2022 semester (159,136 students) to the Fall 2023 semester (161,700 students).

- Research Universities: Preliminary headcount enrollment at the research universities increased by 1,827 students (3.1%) from the Fall 2022 semester (58,734 students) to the Fall 2023 semester (60,561 students).
- Liberal Arts University: Preliminary headcount enrollment at the public liberal arts university increased by 88 students (10.7%) from the Fall 2022 semester (825 students) to the Fall 2023 semester (913 students).

- Regional Universities: Preliminary headcount enrollment at the regional universities decreased by 131 students (-0.3%) from the Fall 2022 semester (43,895 students) to the Fall 2023 semester (43,764 students).
- Community Colleges: Preliminary headcount enrollment at the community colleges increased by 780 students (1.4%) from the Fall 2022 semester (55,682 students) to the Fall 2023 semester (56,462 students).

Private Colleges and Universities

Of those reporting, preliminary headcount enrollment at Oklahoma private colleges and universities increased by 293 students (1.6%) from the Fall 2022 semester (18,236 students) to the Fall 2023 semester (18,529 students).

Fall 2023 Preliminary Enrollment – Full-Time Equivalent (FTE) Enrollment (Table 2)

The number of FTE students attending Oklahoma colleges and universities increased by 2,488 students (1.9%) from the Fall 2022 semester (133,344 students) to the Fall 2023 semester (135,832 students).

Public Colleges and Universities

Preliminary FTE enrollment at Oklahoma public colleges and universities increased by 2,461 students (2.1%) from the Fall 2022 semester (118,053 students) to the Fall 2023 semester (120,514 students).

- Research Universities: Preliminary FTE enrollment at the research universities increased by 2,319 students (4.6%) from the Fall 2022 semester (50,769 students) to the Fall 2023 semester (53,088 students).
- Liberal Arts University: Preliminary FTE enrollment at the liberal arts university increased by 73 students (9.6%) from the Fall 2022 semester (763 students) to the Fall 2023 semester (837 students).
- Regional Universities: Preliminary FTE enrollment at the regional universities decreased by 130 students (-0.4%) from the Fall 2022 semester (33,811 students) to the Fall 2023 semester (33,681 students).
- Community Colleges: Preliminary FTE enrollment at the community colleges increased by 199 students (0.6%) from the Fall 2022 semester (32,710 students) to the Fall 2023 semester (32,909 students).

Private Colleges and Universities

Of those reporting, preliminary FTE enrollment at Oklahoma private colleges and universities increased by 27 students (0.2%) from the Fall 2022 semester (15,290 students) to the Fall 2023 semester (15,318 students).

Fall 2023 Preliminary Enrollment – First-Time Entering Enrollment (Table 3)

The number of first-time entering students attending Oklahoma colleges and universities increased by 1,888 students (6.4%) from the Fall 2022 semester (29,344 students) to the Fall 2023 semester (31,232 students).

Public Colleges and Universities

Preliminary first-time entering enrollment at Oklahoma public colleges and universities increased by 1,718 students (6.5%) from the Fall 2022 semester (26,588 students) to the Fall 2023 semester (28,306 students).

- Research Universities: Preliminary first-time entering enrollment at the research universities increased by 542 students (5.8%) from the Fall 2022 semester (9,326 students) to the Fall 2023 semester (9,868 students).

- Liberal Arts University: Preliminary first-time entering enrollment at the liberal arts university increased by 24 students (9.7%) from the Fall 2022 semester (248 students) to the Fall 2023 semester (272 students).
- Regional Universities: Preliminary first-time entering enrollment at the regional universities increased by 274 students (4.6%) from the Fall 2022 semester (5,973 students) to the Fall 2023 semester (6,247 students).
- Community Colleges: Preliminary first-time entering enrollment at community colleges increased by 878 students (8.0%) from the Fall 2022 semester (11,041 students) to the Fall 2023 semester (11,919 students).

Private Colleges and Universities

Of those reporting, preliminary first-time entering enrollment at Oklahoma private colleges and universities increased by 170 students (6.2%) from the Fall 2022 semester (2,756 students) to the Fall 2023 semester (2,926 students).

Fall 2023 Preliminary Enrollment – Concurrent Headcount Enrollment and Hours (Table 4)

Table 4 shows that concurrent headcount enrollment at Oklahoma public colleges and universities increased by 1,669 students (12.2%) from the Fall 2022 semester (13,713 students) to the Fall 2023 semester (15,382 students).

Table 4 also shows that the total number of credit hours attempted by concurrently enrolled students at Oklahoma public colleges and universities increased by 9,298 credit hours (12.6%) from the Fall 2022 semester (73,809 credit hours) to the Fall 2023 semester (83,107 credit hours).

Fall 2023 Preliminary Enrollment – Average Concurrent Hours (Table 5)

Table 5 shows that the average number of credit hours per concurrently enrolled students increased by 0.02 credit hours (0.4%) from the Fall 2022 semester (5.45 average number of credit hours) to the Fall 2023 semester (5.47 average number of credit hours).

Table 1. Fall 2023 Preliminary Headcount Enrollment

Institution	Code	Headcount		1-Year Change	
		Fall 2022	Fall 2023	(N)	(%)
Oklahoma State University (OSU)	111	24,945	25,584	639	2.6%
OSU Center for Health Sciences	161	1,911	1,824	-87	-4.6%
OSU School of Veterinary Medicine	163	414	424	10	2.4%
University of Oklahoma (OU)	110	27,124	28,280	1,156	4.3%
OU Health Sciences Center	160	3,388	3,563	175	5.2%
OU Law Center	162	952	886	-66	-6.9%
Research Total		58,734	60,561	1,827	3.1%
University of Science & Arts of OK	132	825	913	88	10.7%
Liberal Arts Total		825	913	88	10.7%
Cameron University	130	3,389	3,527	138	4.1%
East Central University	121	3,345	3,142	-203	-6.1%
Langston University	131	1,903	1,910	7	0.4%
Northeastern State University	122	6,631	6,409	-222	-3.3%
NW Oklahoma State University	123	1,849	1,928	79	4.3%
OK Panhandle State University	133	1,228	1,078	-150	-12.2%
Rogers State University	145	3,177	3,200	23	0.7%
SE Oklahoma State University	124	5,376	5,623	247	4.6%
SW Oklahoma State University	125	4,747	4,799	52	1.1%
University of Central Oklahoma	120	12,250	12,148	-102	-0.8%
Regional Total		43,895	43,764	-131	-0.3%
Carl Albert State College	242	1,893	1,831	-62	-3.3%
Connors State College	140	1,752	2,042	290	16.6%
Eastern Oklahoma State College	141	1,227	1,329	102	8.3%
Murray State College	142	2,238	2,627	389	17.4%
NE Oklahoma A&M College	143	1,673	1,769	96	5.7%
Northern Oklahoma College	144	3,262	3,085	-177	-5.4%
Oklahoma City Community College	246	11,368	11,532	164	1.4%
OSU – Oklahoma City	150	2,364	2,483	119	5.0%
OSUIT – Okmulgee	151	4,340	4,140	-200	-4.6%
Redlands Community College	241	1,701	1,878	177	10.4%
Rose State College	245	6,848	6,800	-48	-0.7%
Seminole State College	244	1,546	1,464	-82	-5.3%
Tulsa Community College	146	14,179	14,390	211	1.5%
Western Oklahoma State College	240	1,291	1,092	-199	-15.4%
Community Total		55,682	56,462	780	1.4%
Public Total		159,136	161,700	2,564	1.6%
Mid-America Christian University	337	2,103	1,999	-104	-4.9%
Oklahoma Baptist University	330	1,399	1,526	127	9.1%
Oklahoma Christian University	331	2,607	2,665	58	2.2%
Oklahoma City University	321	2,550	2,746	196	7.7%
Oral Roberts University	332	5,051	5,365	314	6.2%
Randall University	342	272	293	21	7.7%
Southwestern Christian University	343	458	367	-91	-19.9%
The University of Tulsa	310	3,796	3,568	-228	-6.0%
Private Total		18,236	18,529	293	1.6%
Grand Total		177,372	180,229	2,857	1.6%

Source: Oklahoma State Regents for Higher Education, October 2023

Table 2. Fall 2023 Preliminary Full-Time Equivalency (FTE) Enrollment

Institution	Code	Full-Time Equivalency		1-Year Change	
		Fall 2022	Fall 2023	(N)	(%)
Oklahoma State University (OSU)	111	21,148	21,708	560	2.6%
OSU Center for Health Sciences	161	1,499	2,229	730	48.7%
OSU School of Veterinary Medicine	163	646	652	6	0.9%
University of Oklahoma (OU)	110	22,814	23,696	882	3.9%
OU Health Sciences Center	160	3,747	3,925	178	4.8%
OU Law Center	162	915	878	-37	-4.0%
Research Total		50,769	53,088	2,319	4.6%
University of Science & Arts of OK	132	763	837	73	9.6%
Liberal Arts Total		763	837	73	9.6%
Cameron University	130	2,440	2,458	17	0.7%
East Central University	121	2,671	2,554	-118	-4.4%
Langston University	131	1,880	1,870	-10	-0.6%
Northeastern State University	122	5,110	4,947	-163	-3.2%
NW Oklahoma State University	123	1,479	1,533	54	3.6%
OK Panhandle State University	133	1,045	907	-138	-13.2%
Rogers State University	145	3,674	3,876	202	5.5%
SE Oklahoma State University	124	3,917	3,862	-55	-1.4%
SW Oklahoma State University	125	2,205	2,267	62	2.8%
University of Central Oklahoma	120	9,389	9,408	20	0.2%
Regional Total		33,811	33,681	-130	-0.4%
Carl Albert State College	242	1,337	1,334	-3	-0.2%
Connors State College	140	1,238	1,405	167	13.5%
Eastern Oklahoma State College	141	849	892	42	5.0%
Murray State College	142	1,365	1,630	265	19.4%
NE Oklahoma A&M College	143	1,315	1,385	70	5.3%
Northern Oklahoma College	144	1,874	1,806	-68	-3.6%
Oklahoma City Community College	246	6,116	6,103	-13	-0.2%
OSU – Oklahoma City	150	1,704	1,840	136	8.0%
OSUIT – Okmulgee	151	2,340	2,222	-117	-5.0%
Redlands Community College	241	896	956	60	6.7%
Rose State College	245	3,708	3,533	-175	-4.7%
Seminole State College	244	1,039	982	-57	-5.5%
Tulsa Community College	146	8,149	8,149	0	0.0%
Western Oklahoma State College	240	781	672	-109	-13.9%
Community Total		32,710	32,909	199	0.6%
Public Total		118,053	120,514	2,461	2.1%
Mid-America Christian University	337	1,673	1,557	-116	-6.9%
Oklahoma Baptist University	330	1,296	1,340	44	3.4%
Oklahoma Christian University	331	2,187	2,146	-41	-1.9%
Oklahoma City University	321	2,508	2,675	167	6.7%
Oral Roberts University	332	3,495	3,653	158	4.5%
Randall University	342	221	248	27	12.2%
Southwestern Christian University	343	375	342	-33	-8.8%
The University of Tulsa	310	3,536	3,357	-179	-5.1%
Private Total		15,290	15,318	27	0.2%
Grand Total		133,344	135,832	2,488	1.9%

Source: Oklahoma State Regents for Higher Education, October 2023

Table 3. Fall 2023 Preliminary First-Time Entering Enrollment

Institution	Code	First-Time Entering		1-Year Change	
		Fall 2022	Fall 2023	(N)	(%)
Oklahoma State University (OSU)	111	4,643	4,670	27	0.6%
University of Oklahoma (OU)	110	4,683	5,198	515	11.0%
Research Total		9,326	9,868	542	5.8%
University of Science & Arts of OK	132	248	272	24	9.7%
Liberal Arts Total		248	272	24	9.7%
Cameron University	130	483	484	1	0.2%
East Central University	121	488	475	-13	-2.7%
Langston University	131	550	489	-61	-11.1%
Northeastern State University	122	696	661	-35	-5.0%
NW Oklahoma State University	123	337	341	4	1.2%
OK Panhandle State University	133	257	221	-36	-14.0%
Rogers State University	145	530	457	-73	-13.8%
SE Oklahoma State University	124	405	525	120	29.6%
SW Oklahoma State University	125	689	700	11	1.6%
University of Central Oklahoma	120	1,538	1,894	356	23.1%
Regional Total		5,973	6,247	274	4.6%
Carl Albert State College	242	467	615	148	31.7%
Connors State College	140	497	577	80	16.1%
Eastern Oklahoma State College	141	249	248	-1	-0.4%
Murray State College	142	373	453	80	21.4%
NE Oklahoma A&M College	143	586	665	79	13.5%
Northern Oklahoma College	144	540	657	117	21.7%
Oklahoma City Community College	246	1,880	2,161	281	14.9%
OSU – Oklahoma City	150	730	719	-11	-1.5%
OSUIT – Okmulgee	151	629	639	10	1.6%
Redlands Community College	241	268	193	-75	-28.0%
Rose State College	245	1,216	1,400	184	15.1%
Seminole State College	244	301	323	22	7.3%
Tulsa Community College	146	3,032	3,089	57	1.9%
Western Oklahoma State College	240	273	180	-93	-34.1%
Community Total		11,041	11,919	878	8.0%
Public Total		26,588	28,306	1,718	6.5%
Mid-America Christian University	337	168	199	31	18.5%
Oklahoma Baptist University	330	368	393	25	6.8%
Oklahoma Christian University	331	375	323	-52	-13.9%
Oklahoma City University	321	299	375	76	25.4%
Oral Roberts University	332	720	883	163	22.6%
Randall University	342	45	57	12	26.7%
Southwestern Christian University	343	119	100	-19	-16.0%
The University of Tulsa	310	662	596	-66	-10.0%
Private Total		2,756	2,926	170	6.2%
Grand Total		29,344	31,232	1,888	6.4%

Source: Oklahoma State Regents for Higher Education, October 2023

Table 4. Fall 2023 Preliminary Concurrent Headcount Enrollment and Hours

Institution	Code	Concurrent Headcount		1-Year Change		Concurrent Hours		1-Year Change	
		Fall 2022	Fall 2023	(N)	(%)	Fall 2022	Fall 2023	(N)	(%)
Oklahoma State University (OSU)	111	322	428	106	32.9%	1,657	2,204	547	33.0%
University of Oklahoma (OU)	110	154	263	109	70.8%	757	1,287	530	70.0%
Research Total		476	691	215	45.2%	2,414	3,491	1,077	44.6%
University of Science & Arts of OK	132	3	9	6	200.0%	17	27	10	58.8%
Liberal Arts Total		3	9	6	200.0%	17	27	10	58.8%
Cameron University	130	473	687	214	45.2%	2,577	3,692	1,115	43.3%
East Central University	121	141	115	-26	-18.4%	683	621	-62	-9.1%
Langston University	131	--	--	--	--	--	--	--	--
Northeastern State University	122	229	251	22	9.6%	1,232	1,375	143	11.6%
NW Oklahoma State University	123	213	251	38	17.8%	1,004	1,168	164	16.3%
OK Panhandle State University	133	105	64	-41	-39.0%	629	446	-183	-29.1%
Rogers State University	145	529	520	-9	-1.7%	2,388	2,392	4	0.2%
SE Oklahoma State University	124	164	163	-1	-0.6%	902	950	48	5.3%
SW Oklahoma State University	125	338	516	178	52.7%	1,756	2,697	941	53.6%
University of Central Oklahoma	120	349	344	-5	-1.4%	1,916	1,829	-87	-4.5%
Regional Total		2,541	2,911	370	14.6%	13,087	15,170	2,083	15.9%
Carl Albert State College	242	438	453	15	3.4%	2,362	2,459	97	4.1%
Connors State College	140	331	436	105	31.7%	1,883	2,521	638	33.9%
Eastern Oklahoma State College	141	279	330	51	18.3%	1,301	1,501	200	15.4%
Murray State College	142	766	772	6	0.8%	3,948	3,988	40	1.0%
NE Oklahoma A&M College	143	184	218	34	18.5%	974	1,240	266	27.3%
Northern Oklahoma College	144	436	498	62	14.2%	2,315	2,710	395	17.1%
Oklahoma City Community College	246	1,987	2,302	315	15.9%	11,531	13,199	1,668	14.5%
OSU – Oklahoma City	150	323	357	34	10.5%	1,838	2,035	197	10.7%
OSUIT – Okmulgee	151	721	643	-78	-10.8%	3,703	3,262	-441	-11.9%
Redlands Community College	241	846	1,023	177	20.9%	4,050	4,955	905	22.3%
Rose State College	245	1,087	1,260	173	15.9%	5,067	6,030	963	19.0%
Seminole State College	244	415	365	-50	-12.0%	2,375	2,010	-365	-15.4%
Tulsa Community College	146	2,479	2,805	326	13.2%	14,601	16,801	2,200	15.1%
Western Oklahoma State College	240	401	309	-92	-22.9%	2,343	1,708	-635	-27.1%
Community Total		10,693	11,771	1,078	10.1%	58,291	64,419	6,128	10.5%
Public Total		13,713	15,382	1,669	12.2%	73,809	83,107	9,298	12.6%

Source: Oklahoma State Regents for Higher Education, October 2023

Table 5. Fall 2023 Average Concurrent Hours

Average Concurrent Hours		1-Year Change	
Fall 2022	Fall 2023	(N)	(%)
5.45	5.47	0.02	0.4%

Source: Oklahoma State Regents for Higher Education, October 2023

Meeting of the
OKLAHOMA STATE REGENTS FOR HIGHER EDUCATION
October 19, 2023

AGENDA ITEM #18:

Commendations.

SUBJECT: Recognition of State Regents' staff for service and recognitions on state and national projects.

RECOMMENDATION:

It is recommended that the State Regents accept this report and commend staff for state and national recognitions.

RECOGNITIONS:

State Regents' staff received the following state and national recognitions:

- **Angela Caddell**, associate vice chancellor for Communications, **Rebecca Richardson**, digital communication and web content manager, and **Erik Welch**, web development and systems manager, led development and delivery of the updated agency website, okhighered.org, which features a modern design, improved navigation for users, and a flexible, functional content template. Essential assistance and support were also provided throughout the course of the project by **Fallon Henning**, communications coordinator I, **Lauren Pettigrew**, communications specialist, **Emelia Ross**, communications coordinator II, **Erin Stelter**, graphic design specialist II, **Nikunj Damani**, systems support server administrator I, **Bradley Sanders**, OneNet systems engineer, **Austin Sloan**, application system analyst II, and **Doyle White**, systems support server Administrator II.
- **Brad Griffith**, associate vice chancellor of Innovation, **Tracey Romano**, manager of Academic, Online, and Workforce Development Initiatives, and **Brittany Blake**, project manager for Academic Affairs, received the 2023 WCET Outstanding Work (WOW) Award for their work with the Online Consortium of Oklahoma. This recognition is provided by the WICHE Cooperative for Educational Technology (WCET). The WOW Award recognizes outstanding efforts by member organizations and individuals in applying innovative solutions to a challenging educational need. Innovations in the area include developing low-and no-cost professional development for faculty and staff, leveraging group purchasing for technology, facilitating collaboration for student success programs and user groups for common online platforms, and hosting summit events to share current practices. These initiatives include the creation of the Council for Online Learning Excellence (COLE), which is aimed at promoting learning equity and student success pathways. Brad Griffith and Tracey Romano will receive the award in-person at the WCET Annual Conference in New Orleans, Louisiana on October 26, 2023.
- **Brad Griffith**, associate vice chancellor of Innovation, and **Angel Icenhour**, coordinator for Academic Affairs Student Success Initiatives, gave a presentation on September 27, 2023, in the Scaling Statewide: Oklahoma's Workforce and Education Alignment Strategies webinar. This webinar was organized by Complete College America and was hosted by Chancellor Allison D.

Garrett and Dr. Robert Placido, vice chancellor for Academic and Student Affairs. During the presentation, both Brad Griffith and Angel Icenhour discussed Oklahoma's policies and practices related to prior learning assessment, upskilling, micro-credentials, and aligning the workforce for successful statewide implementation.

Meeting of the
OKLAHOMA STATE REGENTS FOR HIGHER EDUCATION
October 19, 2023

AGENDA ITEM #19-a:

Electronic Delivery.

SUBJECT: University of Oklahoma. Approval to offer the existing Graduate Certificate in Foundations of Business by electronic delivery.

RECOMMENDATION:

It is recommended that the State Regents approve the University of Oklahoma's request to offer the following existing program via electronic delivery: Graduate Certificate in Foundations of Business (433).

BACKGROUND:

The University of Oklahoma (OU) is currently approved to offer 77 degree programs and certificates via electronic delivery. OU's governing board approved offering the existing Graduate Certificate in Foundations of Business (433) online at their June 14, 2023 meeting. OU requests authorization to offer the existing program via electronic delivery, as outlined below.

POLICY ISSUES:

This action is consistent with the Oklahoma State Regents for Higher Education's Distance Education and Traditional Off-Campus Courses and Programs policy. This policy allows institutions with approved online delivered programs or grandfathered status to request programs through an abbreviated process. The process calls for the president to send the following information to the Chancellor: 1) letter of intent, 2) the name of the program, 3) delivery method(s), 4) information related to population served and demand, and 5) cost and financing.

ANALYSIS:

OU satisfactorily addressed the requirements in the Distance Education and Traditional Off-Campus Courses and Programs policy as summarized below.

Graduate Certificate in Foundations of Business

Demand. The top five skills that employers look for include critical thinking and problem solving, teamwork and collaboration, professional and strong work ethic, oral and written communication skills, and leadership. The Graduate Certificate in Foundations of Business (433) addresses many of these areas and helps students gain important skills that employers' value. For this program, student demand includes students from varying stages in their careers. Some students enroll in certification programs such as this before deciding if they would like to get a Master of Business Administration while others get such certifications after starting their career. Increasingly, non-business graduates have expressed an interest in this program so they can learn foundational business skills without having a full-blown business degree.

Delivery method. Coursework for this program will be delivered online using the Canvas and Zoom platforms. The following features in Canvas facilitate student learning: voice power presentations and videos, discussion boards, assignment submission, resources, and direct messaging between instructors and students. The library, classrooms, and equipment are adequate for the program.

Online Pedagogy and Training. Faculty who teach in online environments complete training in both the technical tools as well as pedagogical design. In addition, professional development sessions throughout the year offer faculty supplemental training on the latest online teaching techniques. OU is a member of Quality Matters (QM). QM is a global organization leading quality assurance in online and innovative digital teaching and learning environments through research-supported and practice-based quality standards, as well as peer review and certification of quality in online education. The State Regents support institutional membership to ensure online programs meet QM standards.

Duplication and impact on existing programs. A system wide letter of intent for electronic delivery of the Graduate Certificate in Foundations of Business (433) was communicated by email on August 25, 2023. None of the State System institutions notified the State Regents' staff of a protest to the proposed delivery method of the existing program. Due to student demand for an online program, approval will not constitute unnecessary duplication.

Based on staff analysis and institutional expertise, it is recommended the State Regents approve OU's request to offer the existing degree program through electronic delivery, as described above.

Meeting of the
OKLAHOMA STATE REGENTS FOR HIGHER EDUCATION
October 19, 2023

AGENDA ITEM #19-b:

State Authorization Reciprocity Agreement.

SUBJECT: Ratification of institutional requests for annual renewal of participation in the State Authorization Reciprocity Agreement.

RECOMMENDATION:

It is recommended that the State Regents ratify institutional requests for annual renewal of participation in the State Authorization Reciprocity Agreement.

BACKGROUND:

In 2010, the US Department of Education published new regulations that require postsecondary institutions to obtain authorization from each state in which they operate for their students in those states to be eligible for federal financial aid, including instruction by distance education. As a result of this, states instituted laws, regulations and procedures of varying rigor and complexity through which out-of-state institutions could obtain authorization to operate within their boundaries, creating often significant barriers for institutions to offer distance education to out-of-state students.

In response, the four regional education compacts—the Southern Regional Education Board (SREB), the Midwestern Higher Education Compact (MHEC), the New England Board of Higher Education (NEBHE), and the Western Interstate Commission for Higher Education (WICHE)—worked together to forge their existing individual regional reciprocity agreements into a single agreement that could cover all states in all the compacts. This process culminated in the establishment of the State Authorization Reciprocity Agreement in 2015.

The State Authorization Reciprocity Agreement (SARA) is an agreement among the regional compacts and their member states through which participating institutions may offer distance education to students located in other member states without having to obtain separate, individual authorization from each state in which a student is located. Only institutions located in member states can participate. Currently, 49 states (California is the only non-member state), the District of Columbia, and the US territories of Puerto Rico and the US Virgin Islands are members. States are approved for membership through their respective regional compacts and must renew their approval every two years. Only public, private non-profit, and private for-profit degree-granting institutions may participate in SARA.

The State Regents approved Oklahoma’s first application to join SARA at their May 29, 2015 meeting. The Southern Regional Education Board’s S-SARA Regional Steering Committee approved Oklahoma as a SARA state on June 29, 2015, and most recently renewed that approval on June 6, 2023.

Among its other activities, the National Council for State Authorization Reciprocity Agreements (NC-SARA) requires extensive student data reporting from participating institutions which is posted on the NC-SARA website. According to this source, in Fall 2021, Oklahoma public and private institutions enrolled a

total of 7,298 out-of-state students in distance education programs, more than 3 and a half times the total of 1,991 reported in 2015. Additionally, NC-SARA provides extensive, invaluable support and professional development to member states and institutions in understanding and implementing ongoing changes to federal regulations governing the offering of distance education across state lines.

As the state portal entity, the State Regents are responsible for the initial approval and ongoing oversight of SARA activities which are conducted by Oklahoma public and private institutions. Because of the occasional extended time periods between State Regents' meetings, relying on State Regents' approval to permit eligible institutions to participate in SARA would delay the timeframe in which institutional participation in SARA is approved or renewed. Therefore, on September 3, 2015, the State Regents approved a revision to the Administrative Operations policy that delegates authority to the Chancellor to approve eligible institutions to participate in SARA, pending State Regents' ratification.

POLICY ISSUES:

This action is consistent with the State Regents' Distance Education and Traditional Off-Campus Courses and Programs policy section 3.17.9, which states the eligibility requirements for SARA as follows:

“To be eligible for SARA participation, a public or private institution shall have its principal campus or central administrative unit domiciled in Oklahoma and be a degree-granting institution that is accredited by an agency recognized by the USDE. Additionally, a private institution shall have the minimum requisite USDE issued financial responsibility index score, on the most recent year's review, to participate in the SARA. Private institutions which do not attain the required requisite financial responsibility score on the most recent year's financial review, but receive a score within the range which NC-SARA permits states to grant provisional acceptance, may seek conditional approval.”

ANALYSIS:

Prior to October 19, 2023, State Regents' staff received a SARA renewal application from the institutions listed below:

- Cameron University;
- Northwestern Oklahoma State University;
- Rogers State University;
- East Central University;
- Eastern Oklahoma State College;
- Carl Albert State College;
- Western Oklahoma State College;
- Mid-America Christian University; and
- Phillips Theological Seminary.

As a result of meeting the SARA eligibility requirements, these institutions were approved for annual renewal of their participation in SARA. State Regents' ratification is requested.

Meeting of the
OKLAHOMA STATE REGENTS FOR HIGHER EDUCATION
October 19, 2023

AGENDA ITEM #19-c (1):

Operations.

SUBJECT: Ratification of purchases over \$25,000.

RECOMMENDATION:

It is recommended that the State Regents ratify purchases in amounts exceeding \$25,000 but less than \$100,000 between August 12, 2023 and September 18, 2023.

BACKGROUND:

Agency purchases are presented for State Regents' action. They relate to previous board action and the approved agency budgets.

POLICY ISSUES:

The recommended action is consistent with the State Regents' purchasing policy which provides for the Budget Committee's review of purchases exceeding \$25,000.

ANALYSIS:

For the time period between August 12, 2023 and September 18, 2023, there were 4 purchases exceeding \$25,000 but less than \$100,000.

Core

- 1) Attorney General of Oklahoma in the amount of \$78,083.96 for the legal services of an Assistant Attorney General to enable the Oklahoma State Regents for Higher Education to provide legal services to support smaller institutions which do not have ready access to legal services. (Funded from 201-Core).

OneNet

- 2) OSU Center for Health Sciences in the amount of \$45,449.00 for reimbursement of costs for replacement of AC unit at OSU Tulsa hub room at the end of life. Cost recovered through OneNet user fees. (Funded from 718-OneNet).

Multiple Funds

- 3) The Gooden Group Inc. in the amount of \$80,000.00 for public relations and Consulting services to develop strategies to capitalize on building awareness and new opportunities. (Funded from 718-OneNet, 210-Core).
- 4) True Digital Security in the amount of \$29,440.00 for annual external, internal network wireless penetration testing for OneNet and GEAR UP and phone social engineering testing for OCAP. This testing is performed to fulfill the yearly requirement for the security audits. (Funded from 718-OneNet, 701-OCAP).

Meeting of the
OKLAHOMA STATE REGENTS FOR HIGHER EDUCATION
October 19, 2023

AGENDA ITEM #19-c (2):

Operations.

SUBJECT: **Personnel.** Ratification of personnel changes relating to director level and above.

RECOMMENDATION:

It is recommended that the State Regents ratify the personnel change as noted below.

BACKGROUND/POLICY ISSUES:

State Regents' personnel policy (2.8.2) requires Regents' ratification of decisions relating to director level and above personnel.

ANALYSIS OF DIRECTOR-AND-ABOVE ACTIONS.

It is recommended that the State Regents' ratify the following personnel action regarding State Regents Staff:

Associate Vice Chancellor for System Analysis and Reporting. It is recommended that the State Regents ratify a title change for Dr. Stephanie Baird from Associate Vice Chancellor for Planning, Research and Evaluation to Associate Vice Chancellor for System Analysis and Reporting due to a recent change in division name. After a careful review of the division's primary function within the agency, the Strategic Planning and Analysis division has been renamed System Analysis and Reporting (STAR) to better reflect its duties.

Director of Data Analytics and Reporting. It is recommended that the State Regents ratify a title change for Matthew Lann-Wolcott from Director of Student Performance Data to Director of Data Analytics and Reporting due to a recent change in division name. After a careful review of the division's primary function within the agency, the Strategic Planning and Analysis division has been renamed System Analysis and Reporting (STAR) to better reflect its duties.

Chief Broadband Officer. It is recommended that the State Regents ratify a title change and compensation adjustment for Sky Pettett, who currently serves as the OneNet Senior Director of Network Services. Over the past year, Mr. Pettett has taken on additional duties, including managing and designing advanced routing and switching fabrics for the OneNet Network, performing network analysis and design for all network infrastructure, and increased supervisory responsibilities. As a result of these additional duties, Mr. Pettett's title will be changed to Chief Broadband Officer and he will receive an annual salary of \$140,000, effective October 19, 2023.

Chief Technology Officer. It is recommended that the State Regents ratify a compensation adjustment for Brian Burkhart, who currently serves as OneNet's Chief Technology Officer. In his role at CTO, Mr. Burkhart has assumed additional duties related to oversight of the OneNet network services team. Additionally, Mr. Burkhart has taken the lead on OneNet's research engagements as OneNet pursues grant

funding opportunities and partnerships. Finally, he has taken on an important role in working towards internal technology alignments as part of the agency's recent OneNet/IT reorganization. As a result of these additional duties, Mr. Burkhart will receive an annual salary of \$146,000, effective October 19, 2023.

Director of Concurrent Enrollment. It is recommended that the State Regents ratify the appointment of Angel Icenhour as the Director of Concurrent Enrollment. The Director of Concurrent Enrollment is responsible for providing high-level support to the Associate Vice Chancellor for Academic Affairs in the development, implementation, and management of concurrent enrollment programs and early college programs across public colleges and universities in Oklahoma. Ms. Icenhour has been an employee of the State Regents since 2015, most recently serving as the Coordinator for Academic Affairs Student Success Initiatives. She holds an A.S. in Diversified Studies from Oklahoma City Community College, a B.A. in Administrative Leadership from the University of Oklahoma, and a M.Ed. in Adult in Higher Education with a certificate in Project Management from the University of Central Oklahoma. Ms. Icenhour began her role as Director of Concurrent Enrollment on October 2, 2023 and receives an annual salary of \$76,000. The Director of Concurrent Enrollment performs work under the supervision of the Associate Vice Chancellor Academic Affairs. A copy of the job description and Ms. Icenhour's resume are attached.



JOB DESCRIPTION

Director of Concurrent Enrollment Programs

FLSA: Exempt

Position #100072

Grade: 13

Cost Center: APRA 13000

Worker's Comp Code: 8810

ESSENTIAL FUNCTION

Professional staff position responsible for providing high-level support to the Associate Vice Chancellor for Academic Affairs in the development, implementation, and management of concurrent enrollment programs and early college programs across public universities in Oklahoma. The position will oversee the coordination and promotion of concurrent enrollment opportunities, collaborate with various stakeholders, and ensure alignment with the state's educational goals and workforce development needs.

RESPONSIBILITIES AND DUTIES

- Provide system leadership, develop, implement, and manage concurrent enrollment programs in collaboration with public colleges and universities in Oklahoma.
- Manage partnership agreements and geographical service areas as related to concurrent enrollment and early college programs.
- Serve on OSRHE's concurrent enrollment advisory committee and other committees pertaining to concurrent enrollment, as assigned.
- Establish and maintain relationships with university administrators, faculty, and staff to ensure smooth coordination and promotion of concurrent enrollment opportunities.
- Collaborate with high schools, community colleges, and other educational institutions to expand concurrent enrollment participation and ensure alignment with state educational goals and workforce development needs.
- Monitor and assess the effectiveness of concurrent enrollment programs, making recommendations for improvement and expansion as necessary.
- Manage and coordinate revision of policy related to concurrent enrollment and early college programs.
- Manage review of high school courses for college admission/OK Promise and update the "Guidelines for High School Curricular Requirements" document as necessary.
- Coordinate responsibilities of OSRHE with Jobs for the Future (JFF) Postsecondary Policy Network.
- Manage Math Success Initiatives, Launch Year Initiatives, and other Complete College America (CCA) related efforts. Coordinate the planning and implementation of the strategies for addressing student success in math. Assist with other CCA related initiatives. Create and supervise work teams. Update Councils and State Regents. Revise policies as needed. Manage special program coordination as assigned by the Associate Vice Chancellor of Academic Affairs.
- Draft correspondence, reports, and State Regents agenda items.

Revised June 2023

The Oklahoma State Regents for Higher Education is an Equal Opportunity Employer.

- Keep abreast of new developments and research in concurrent enrollment, and share this information with faculty, staff, and administrators as appropriate.
- Research issues and best practices related to concurrent enrollment programs, and compile reports for briefings used by advisory groups, staff, legislators, and State Regents.
- Make presentations to the State Regents and local, state, and national organizations on concurrent enrollment programs, policies, and initiatives as requested.
- Interact with the public, students, faculty, and administrators.
- Travel to institutions as needed in support and promote concurrent enrollment and early college, including but not limited to facilitation of workshops and meetings at agencies, institutions, and high schools to further understanding of the program.
- Serve as staff liaison to local, state, and national organizations as needed.
- Provide staff assistance to agency divisions, other agencies, advisory groups, and professional organizations, as delegated by agency leadership.
- Additional academic assignments as delegated by the Associate Vice Chancellor for Academic Affairs.
- Supervision of staff as assigned.
- Responsible for recommending hiring, firing, advancement, promotion or other changes in assigned employee(s) status.
- Other duties as assigned.

MINIMUM QUALIFICATIONS

Master's degree required from a regionally accredited university. Must have a minimum of five (5) years related experience at a college, university, or higher education system. Must have thorough knowledge and understanding of higher education issues and concurrent enrollment programs, as well as proven analytical, problem-solving, organizational skills, and excellent writing and interpersonal skills. Demonstrated leadership skills and the ability to work effectively with internal and external constituencies required. Some in-state and out-of-state travel required.

PREFERRED QUALIFICATIONS

Doctorate degree, experience with regional and programmatic accreditation processes and standards, and experience with innovative designs in academic program structures preferred.

PHYSICAL REQUIREMENTS

Ability to sit and stand for extended periods of time. Exhibit manual dexterity and hand-eye coordination to operate a computer, keyboard, photocopier, telephone, calculator and other office equipment. Ability to see and read a computer screen and printed material with or without vision aids. Ability to hear and understand speech at normal levels, with or without aids. Ability to communicate clearly. Physical ability to lift up to 25 pounds, to bend, stoop, climb stairs, walk and reach. Must use the proper manual handling equipment including but not limited to dollies, carts and lift team members. Duties are normally performed in an office environment with a moderate noise level.

SUPERVISION

The employee performs work under the supervision of the Associate Vice Chancellor for Academic Affairs.

Revised June 2023

The Oklahoma State Regents for Higher Education is an Equal Opportunity Employer.

Angel Icenhour, M.Ed.

	Objective Passionate Higher Education professional with over twelve years of experience in academic affairs and student affairs. Seeking a position at Oklahoma State Regents for Higher Education to enhance K-12 partnerships via concurrent enrollment and early college.
Education M.Ed. Adult and Higher Education Cert. in Program Management University of Central Oklahoma <i>with honors</i> B.A. Administrative Leadership University of Oklahoma A.S. Diversified Studies Oklahoma City Community College	Experience <i>July 2019 - Present</i> Coordinator for Academic Affairs Student Success Initiatives, Oklahoma State Regents for Higher Education <ul style="list-style-type: none">• Coordinate the Course Equivalency Project (CEP), a statewide collaboration of public and private colleges and universities to ensure ease of transfer for students.<ul style="list-style-type: none">◦ Seamlessly moved the annual faculty meeting from in-person to zoom.• Manage several system-wide inventories housed on the ShowWhatYouKnowOK website, such as: CEP, cooperative agreements, and credit for prior learning.• Support policy revision efforts for cooperative agreements, undergraduate transfer, and credit for prior learning.• National Presentation - "Show What You Know OK" – Simplifying Prior Learning for Oklahoma Students for Completion. <i>SHEEO Higher Education Policy Conference</i>. Indianapolis, IN, August 2022.
Key Skills Project Management Process Development Website Management Education Leadership and Policy Internal/External Communications MS Office applications	<i>June 2015 – June 2019</i> Staff Assistant III, Oklahoma State Regents for Higher Education <ul style="list-style-type: none">• Managed the Degree Program Inventory.• Prepared institutional suspension and deletion program requests.• Administrator for the Academic Common Market. <i>August 2014 – June 2015</i> Admissions Advisor, Oklahoma City Community College <ul style="list-style-type: none">• Advised and enrolled new and returning concurrent enrollment students.• Evaluated high school transcripts to ensure state mandated graduation requirements were met.• Processed applications for admissions for all student types.• Managed the Physical Therapy Assistant, Occupational Therapy Assistant, and Speech Language Pathology Assistant competitive applications process. <i>October 2011 – August 2014</i> Admissions Services Assistant/Recruitment and Admissions Assistant, Oklahoma City Community College <ul style="list-style-type: none">• Reviewed applications for admission to ensure all required documentation was received.• Hired and supervised student workers.• Implemented an electronic pending application filing system.• Advised and enrolled returning concurrent enrollment students.

Meeting of the
OKLAHOMA STATE REGENTS FOR HIGHER EDUCATION
October 19, 2023

AGENDA ITEM #19-c (3):

Personnel.

SUBJECT: Approval of agency merit-based compensation plan.

RECOMMENDATION:

It is recommended that the State Regents approve an agency merit-based compensation plan as outlined below.

BACKGROUND/POLICY ISSUES:

State Regents' personnel policy (2.8.2) requires Regents' approval or ratification of decisions relating to director-level and above personnel.

ANALYSIS:

The State Regents implemented a market-based compensation plan for OSRHE staff in September 2022 that was designed to bring all employees to at least 80% of the mid-market value for their position. As a next step, it is recommended that the State Regents approve merit-based compensation adjustments for staff in FY24 to reward performance and incentivize continued excellence.

As a first step in developing this proposal, HR staff conducted a complete review of and updated all job descriptions. HR staff also updated the annual employee evaluation tool. Annual evaluations were completed for all OSRHE staff in the last quarter of FY23.

Employees earning an overall score less than meets standards for their position on their evaluation are not eligible for a merit increase. The plan is structured to provide a 4% increase to the majority of employees performing at or above expectations. A 5% increase will be given to employees performing in the highest quartile. A summary of the proposed merit plan is provided below.

Eligibility

- Employee must have been employed by OSRHE prior to July 1, 2023.
- Employee must have a minimum evaluation score of meets standards (2.0 on a 3-point scale).

Merit Compensation Adjustment

- Eligible employees scoring in the 1st – 3rd quartiles on their most recent evaluation will receive an annualized salary increase of 4%, made retroactive to July 1, 2023.
- Eligible employees scoring in the 4th quartile on their most recent evaluation will receive an annualized salary increase of 5%, made retroactive to July 1, 2023.

Implementation

- For those employees with less than 12 months of agency service on July 1, 2023, the effective date of the increase will be on the employee's 6-month anniversary date following completion of their 6-month evaluation.
- All staff receiving a merit increase must be employed as of November 1, 2023.

Meeting of the
OKLAHOMA STATE REGENTS FOR HIGHER EDUCATION
October 19, 2023

AGENDA ITEM #19-d:

Resolutions.

SUBJECT: Approval of resolutions honoring retiring staff.

This item will be available at the meeting.

Meeting of the
OKLAHOMA STATE REGENTS FOR HIGHER EDUCATION
October 19, 2023

AGENDA ITEM #20:

Programs.

SUBJECT: Acknowledge receipt of the Current Status Report on program requests.

RECOMMENDATION:

It is recommended that the State Regents acknowledge receipt of the Current Status Report on program requests.

BACKGROUND:

The Status Report on New Program Requests tracks the status of all program requests received since July 1, 2023 as well as requests pending from the previous year.

POLICY ISSUES:

This report lists requests regarding degree programs as required by the Oklahoma State Regents for Higher Education's Academic Program Approval policy.

ANALYSIS:

The Status Report on New Program Requests lists all program requests received by the State Regents and program actions taken by the State Regents within the current academic year (2023-2024) and can be found online at [Status Report of New Program Requests](https://app.smartsheet.com/b/publish?EQBCT=25d78996ed8748139000df892989a4d9).
[. \(https://app.smartsheet.com/b/publish?EQBCT=25d78996ed8748139000df892989a4d9\).](https://app.smartsheet.com/b/publish?EQBCT=25d78996ed8748139000df892989a4d9)

Meeting of the
OKLAHOMA STATE REGENTS FOR HIGHER EDUCATION
October 19, 2023

AGENDA ITEM #22:

Executive Session.

SUBJECT: Possible discussion and vote to enter into executive session pursuant to 25 O.S. § 307(B)(4) for confidential communications between the board and its attorneys concerning: (1) Shepherd v. Oklahoma State Regents for Higher Education, et al., CJ-2020-2383, Oklahoma County District Court; (2) Black Emergency Response Team, et al. v. Drummond, et al., Case No. 5:21-cv-01022-G in the United States District Court for the Western District of Oklahoma; (3) Wisdom Ministries, Inc. v. Garrett, et al., Case No. 4:22-cv-00477-CVE in the United States District Court for the Northern District of Oklahoma; and (4) Larry Love University, Muskogee, if the board, with the advice of its attorney, determines that disclosure will seriously impair the ability of the board to process the claim or conduct a pending investigation, litigation, or proceeding in the public interest.

OKLAHOMA STATE REGENTS FOR HIGHER EDUCATION

655 Research Parkway, Suite 200, Oklahoma City, Oklahoma

MINUTES

Eight Hundred and Thirty-Two Meeting



September 7, 2023

OKLAHOMA STATE REGENTS FOR HIGHER EDUCATION
655 Research Parkway, Suite 200, Oklahoma City, Oklahoma

Minutes of the Eight Hundred and Thirty-Two Meeting
September 7, 2023

CONTENTS

Announcement of Filing of Meeting and Posting of the Agenda	20140
Call to Order	20140
Minutes of the Previous Meeting.....	20140
Comments from the Chair.....	20140
Comments from the Chancellor	20141
Free Speech Committee	20141
New Programs.....	20141
Program Deletion.....	20141
Academic Plans.....	20141
Degree Completion	20142
Policy	20142
Teacher Education	20142
Academic Scholars Program.....	20143
Regional University Baccalaureate Scholarship Program	20143
Scholars for Excellence in Child Care.....	20143
Institutional Student Assessment.....	20143
Administrative Rules	20143
E&G Allocations.....	20144
Grants.....	20144
Tuition.....	20145
EPSCoR	20145
Contracts and Purchases	20146
Investments	20146
Policy	20146
Legislative Agenda	20147
State Regents Meetings.....	20147
Commendations	20147
Consent Docket.....	20148
Reports	20148
Report of Committees	20149
Proposed Executive Session	20149
New Business.....	20149
Announcement of Next Regular Meeting.....	20150
Adjournment	20150

OKLAHOMA STATE REGENTS FOR HIGHER EDUCATION
655 Research Parkway, Suite 200, Oklahoma City, Oklahoma

**Minutes of the Eight Hundred and Thirty-Two Meeting
of the
Oklahoma State Regents for Higher Education**

September 7, 2023

1. **ANNOUNCEMENT OF FILING OF MEETING NOTICE AND POSTING OF THE AGENDA IN ACCORDANCE WITH THE OPEN MEETING ACT.** The Oklahoma State Regents for Higher Education held a regular meeting at 9 a.m. on Thursday, September 7, 2023, at the State Regents' offices, 655 Research Parkway, Suite 200, Oklahoma City, Oklahoma. Notice of the meeting had been filed with the Secretary of State on Wednesday, November 2, 2022. A copy of the agenda for the meeting had been posted in accordance with the Open Meeting Act.
2. **CALL TO ORDER.** Chair Jack Sherry called the meeting to order and presided. Present for the meeting were State Regents Jack Sherry, Ann Holloway, Dennis Casey, Courtney Warmington, Dustin J. Hilliary, Jeffrey W. Hickman, Phillip Mitchell "Mitch" Adwon and Steven W. Taylor. Regent Michael C. Turpen did not attend.
3. **MINUTES OF THE PREVIOUS MEETINGS.** Regent Adwon moved, seconded by Regent Holloway, to approve the minutes of the State Regents' meetings in June 2023. Voting for the motion were Regents Adwon, Sherry, Casey, Warmington, Taylor, Holloway, Hilliary and Hickman. Voting against the motion were none.
4. **COMMENTS FROM THE CHAIR.** Chair Sherry expressed his gratitude for the chance to assume the role of chair. He then reviewed the 2023 Distinguished Service Awards list, announcing that they would be presented during Higher Education Day at the Capitol in February 2024. Subsequently, Chair Sherry provided an update on forthcoming events, which include the Regents Education Program Annual Conference set for Wednesday, October 11, 2023 at Rose State College, the Legal Issues in Higher Education Conference planned for Thursday, October 26, 2023 at the University of Oklahoma, and the Campus Safety and Security Summit slated for Tuesday, November 7, 2023 at the University of Central Oklahoma.

5. **COMMENTS FROM THE CHANCELLOR.** Chancellor Garrett delivered a progress report on various initiatives, which encompassed the development of the new OSRHE website and the achievements of the Upskill, Okcollegestart, and Show What You Know programs. She also highlighted a significant 30 percent surge in education majors within the state. Chancellor Garrett then introduced Mitzi Bennett, who has taken on the role of Director of Human Resources, and Chad Fuston, who has been appointed as the new Executive Director of IT, filling the position left vacant by the retirement of Ricky Steele.

6. **FREE SPEECH COMMITTEE.** Report on updates and activities of the Oklahoma Free Speech Committee. Andy Lester, State Regent Emeritus and Chair of the Free Speech Committee, offered an overview of the ongoing work of the Free Speech Committee. He elaborated on the committee's work in policy development and their preparations for training sessions which are required by law. Regent Hickman, a member of the Free Speech Committee, commended the committee's efforts, praised the bipartisan nature of the committee, and expressed gratitude to Regent Emeritus Lester for his dedication to the cause.

7. **NEW PROGRAMS.**
 - a. Regent Casey moved, seconded by Regent Hilliary, to approve a request from Oklahoma State University to offer the Bachelor of Science in Applied Computer Programming. No institution protested the proposal within the 45-day protest period. Voting for the motion were Regents Hilliary, Adwon, Sherry, Casey, Warmington, Taylor, Holloway and Hickman. Voting against the motion were none.

 - b. Regent Casey moved, seconded by Regent Hilliary, to approve a request from the University of Oklahoma to offer a Master of Science in Applied Computing. No institution protested the proposal within the 45-day protest period. Voting for the motion were Regents Adwon, Sherry, Casey, Warmington, Taylor, Holloway, Hickman and Hilliary. Voting against the motion were none.

8. **PROGRAM DELETION.** Regent Casey moved, seconded by Regent Holloway, to approve requests for program deletions from Cameron University and Oklahoma State University. Voting for the motion were Regents Sherry, Casey, Warmington, Taylor, Holloway, Hickman, Hilliary, and Adwon. Voting against the motion were none.

9. **ACADEMIC PLANS.** Regent Casey moved, seconded by Regent Holloway, to acknowledge receipt of academic plans submitted by institutions. Voting for the motion were Regents Casey, Warmington, Taylor, Holloway, Hickman, Hilliary, Adwon and Sherry. Voting against the motion were none.
10. **DEGREE COMPLETION PLANS.** Regent Casey moved, seconded by Regent Hickman, to acknowledge receipt of degree completion plans submitted by institutions. Voting for the motion were Regents Warmington, Taylor, Holloway, Hickman, Hilliary, Adwon, Sherry and Casey. Voting against the motion were none.
11. **POLICY.**
 - a. Regent Casey moved, seconded by Regent Holloway, to approve revisions to the Function of Research in the State System, Intensive English Program Approval and Review, Academic Program Review, Institutional Admission and Retention, Grading, Granting of Degrees, Undergraduate Degree Requirements, Credit for Prior Learning, In-state/Out-of-state Status of Enrolled Students, Academic Calendars, and Teacher Education policies. Voting for the motion were Regents Taylor, Holloway, Hickman, Hilliary, Adwon, Sherry, Casey and Warmington. Voting against the motion were none.
 - b. Regent Casey moved, seconded by Regent Adwon, to approve a policy exception from Oklahoma State University for a five-year pilot program to use Duolingo to assess student English language proficiency for admission. Voting for the motion were Regents Holloway, Hickman, Hilliary, Adwon, Sherry, Casey, Warmington and Taylor. Voting against the motion were none.
 - c. This item was a posting of revisions to the Distance Education and Traditional Off-Campus Courses and Programs, Student Assessment and Remediation, and Professional Programs policies. This item was for posting only.
 - d. Regent Casey moved, seconded by Regent Holloway, to approve Murray State College to institute additional Early College High School programs. Voting for the motion were Regents Hickman, Hilliary, Adwon, Sherry, Casey, Warmington, Taylor and Holloway. Voting against the motion were none.

12. **TEACHER EDUCATION.** Regent Casey moved, seconded by Regent Taylor, to approve the proposed Oklahoma Teacher Connection Pre-Collegiate and Collegiate Program expenditures in the amount of \$98,908.00. Voting for the motion were Regents Hilliary, Adwon, Sherry, Casey, Warmington, Taylor, Holloway and Hickman. Voting against the motion were none.
13. **ACADEMIC SCHOLARS PROGRAM.** Regent Casey moved, seconded by Regent Adwon, to approve the number of authorized freshmen Institutional Nominees for each institution and approve the proposed increase in scholarship award levels for 2024-25. Voting for the motion were Regents Adwon, Sherry, Casey, Warmington, Taylor, Holloway, Hickman and Hilliary. Voting against the motion were none.
14. **REGIONAL UNIVERSITY BACCALAUREATE SCHOLARSHIP PROGRAM.** Regent Casey moved, seconded by Regent Holloway, to authorize 15 freshmen scholarship slots for each institution participating in the Regional University Baccalaureate Scholarship program for Fall 2024. Voting for the motion were Regents Sherry, Casey, Warmington, Taylor, Holloway, Hickman, Hilliary and Adwon. Voting against the motion were none.
15. **SCHOLARS FOR EXCELLENCE IN CHILD CARE.** Regent Casey moved, seconded by Regent Adwon, to approve the Scholars for Excellence in Child Care scholarship. Voting for the motion were Regents Casey, Warmington, Taylor, Holloway, Hickman, Hilliary, Adwon and Sherry. Voting against the motion were none.
16. **INSTITUTIONAL STUDENT ASSESSMENT.** Regent Casey moved, seconded by Regent Adwon, to approve the Student Assessment Plans as required by the Assessment and Remediation policy. The institutional assessment plans must address four categories of student assessment: (1) entry level and course placement, (2) general education, (3) academic program learning outcomes, and (4) student engagement and satisfaction. Voting for the motion were Regents Warmington, Taylor, Holloway, Hickman, Hilliary, Adwon, Sherry and Casey. Voting against the motion were none.
17. **ADMINISTRATIVE RULES.**
 - a. Regent Casey moved, seconded by Regent Adwon, to approve and adopt permanent rule revisions for the Tulsa Reconciliation Education and Scholarship Program (TRESP). The proposed permanent rule revisions would allow the State Regents to designate Langston

University – Tulsa (LU-Tulsa) as administrators to coordinate the application process for the scholarship program. Regent Taylor noted that TRESP is intended to be an endowment with an appropriate distribution spend policy. Voting for the motion were Regents Taylor, Holloway, Hickman, Hilliary, Adwon, Sherry, Casey and Warmington. Voting against the motion were none.

- b. Regent Casey moved, seconded by Regent Holloway, to adopt proposed emergency rules and to initiate permanent rulemaking process for the Oklahoma Future Teacher Scholarship and Employment Incentive Program or “Inspired to Teach.” These rules are based on statutory amendments that were passed by the Oklahoma Legislature and signed by the Governor and will not take effect until November 1, 2023. The emergency rules will help ensure students in the new eligibility categories can be enrolled in the program in a timely manner. Voting for the motion were Regents Holloway, Hickman, Hilliary, Adwon, Sherry, Casey, Warmington and Taylor. Voting against the motion were none.

18. **E&G ALLOCATIONS.**

- a. Regent Hilliary moved, seconded by Regent Taylor, to approve the allocation from Cigarette and Tobacco Tax Revenue for OU and OSU in the amount of \$814,978.02. The current accumulated allocation to each institution, including this allocation, totals to \$108,394,961.08. Voting for the motion were Regents Hickman, Hilliary, Adwon, Sherry, Casey, Warmington, Taylor and Holloway. Voting against the motion were none.
- b. Regent Hilliary moved, seconded by Regent Taylor, to approve the proposed American Rescue Plan Act (ARPA) program expenditures in the amount of \$4,900,000. The recommended allocations will go to Northeastern State University and the University of Central Oklahoma to fund the Teacher Certification Acceleration Programs, which were selected through an RFP process. The State Regents will retain up to 2 percent of the initial \$5,000,000 funding for administrative costs associated with the grant funding. The funds were accepted at the last State Regents meeting. Voting for the motion were Regents Hilliary, Adwon, Sherry, Casey, Warmington, Taylor, Holloway and Hickman. Voting against the motion were none.

19. **GRANTS.** Regent Hilliary presented a request to accept the National Science Foundation (NSF) Campus Cyberinfrastructure (CC*) Award #2321401 in the amount of \$1,179,147. Under the terms

of this two-year grant cycle, Mid-America Christian University, Northwestern Oklahoma State University, Oklahoma State University Biomedical Imaging Center, Rose State College and Western Oklahoma State College will receive new connections to the OneOklahoma Friction Free Network. Regent Casey moved, seconded by Regent Taylor, to accept the grant award. Voting for the motion were Regents Adwon, Sherry, Casey, Warmington, Taylor, Holloway, and Hickman. Regent Hilliary abstained from the item. Voting against the motion were none.

20. **TUITION.** Regent Taylor moved, seconded by Regent Adwon, to approve the modification to the FY24 Tuition and Mandatory Fee Request for Murray State College. Murray State College initially presented a fee proposal during the June meeting, which did not receive approval. President Tim Faltyn presented a revised proposal for consideration, addressing the primary concerns raised by the Regents. The key concerns included the universality of the fee and its expiration date. In response to these concerns, the revised request includes a \$13 per credit hour student union fee specifically applicable to face-to-face students, with exemptions for online and concurrent students. Additionally, 30 percent of the total costs will be covered through external resources. Funding will also be sourced from reserves, dedicated auxiliary funds, and Section 13 offset funds. Notably, the fee is set to expire upon the maturation of the master lease, which is scheduled to occur after 30-years. Voting for the motion were Regents Sherry, Casey, Taylor, and Holloway. Voting against the motion were Regents Warmington, Hilliary, Adwon and Hickman. Motion failed.
- Following additional discussion by Regents, Regent Taylor moved, seconded by Regent Adwon, to approve a revised proposal of a \$7 per credit hour student union fee for all students to begin in the Fall of 2024. Regent Hickman asked to amend the motion with a start date of the Summer of 2024. Regent Taylor withdrew his motion. Regent Taylor moved, seconded by Regent Adwon, to approve a revised proposal of a \$7 per credit hour student union fee for all students to begin in the Summer of 2024 and to expire in 2054 or earlier if paid off prior to the 30-year loan end date. Voting for the motion were Regents Sherry, Casey, Adwon, Hickman, Taylor, and Holloway. Voting against the motion were Regents Warmington and Hilliary.

21. **EPSCoR.**

- a. Regent Hilliary moved, seconded by Regent Taylor, to approve EPSCoR matching funds in the amount of \$40,000 to participating institutions for NASA EPSCoR projects. Voting for the motion were Regents Casey, Warmington, Taylor, Holloway, Hickman, Hilliary, Adwon and Sherry. Voting against the motion were none.

- b. Regent Hilliary moved, seconded by Regent Taylor, to acknowledge receipt of the 2023 Oklahoma EPSCoR Advisory Committee Annual Report. Dr. Raman Singh, Oklahoma EPSCoR Director provided the annual Oklahoma EPSCoR report. Voting for the motion were Regents Warmington, Taylor, Holloway, Hickman, Hilliary, Adwon, Sherry and Casey. Voting against the motion were none.

22. **CONTRACTS AND PURCHASES.**

- a. Regent Hilliary presented contracts and purchases over \$100,000 for FY2024. Regent Casey moved, seconded by Regent Taylor, to approve the item. Voting for the motion were Regents Taylor, Holloway, Hickman, Adwon, Sherry, Casey and Warmington. Regent Hilliary abstained from the item. Voting against the motion were none.
- b. Regent Hilliary moved, seconded by Regent Casey, to ratify the agreement with the Oklahoma Board of Career and Technology Education for FY2024. The agreement provides for the transfer of approximately \$2 million in state and federal funding from the Oklahoma State Board of Career and Technology Education to the Oklahoma State Regents for Higher Education (OSRHE) and State System Institutions in exchange for services. The services provided by Oklahoma colleges and universities relate to the operation of Tech Prep programs, Carl D. Perkins programs and teacher in-service/professional development for Career Tech teachers, and Adult Education and Family Literacy programs. Voting for the motion were Regents Holloway, Hickman, Hilliary, Adwon, Sherry, Casey, Warmington and Taylor. Voting against the motion were none.

23. **INVESTMENTS.** Regent Taylor moved, seconded by Regent Hilliary, to approve the proposed investment managers as follows:

- Quantum Energy Partners VIII -- \$10,000,000. This fund will provide equity to large platform companies in multiple energy subsectors including upstream, mid-stream and energy transition and decarbonization partners. This manager is expected to invest in companies at multiple stages of their life- cycles. Investments will be focused in the United States.

Voting for the motion were Regents Hickman, Hilliary, Adwon, Sherry, Casey, Warmington, Taylor and Holloway. Voting against the motion were none.

- Regent Taylor added that as part of the continual analysis and review of the endowment portfolio, Mercer has recommended the full redemption of the holdings in Hillhouse Gaoling. The approval of the termination will allow for the written notice within the 60-day required notice period and funds will be expected after the first of the new year. A reinvestment strategy to be recommended in the next quarter.

Regent Taylor moved, seconded by Regent Holloway, to approve the redemption of the holdings in Hillhouse Gaoling. Voting for the motion were Regents Hickman, Hilliary, Adwon, Sherry, Casey, Warmington, Taylor and Holloway. Voting against the motion were none.

24. **POLICY.** Posting of revisions to Chapter 1 (“Governance”) and Chapter 2 (“Administrative Operations”) of the OSRHE Policy and Procedures Manual. The proposed revisions are the result of a request for a policy audit by the Chancellor and conducted by State Regents’ staff under the direction of our General Counsel. This is for posting only.

25. **LEGISLATIVE AGENDA.** Regent Warmington presented the 2024 Legislative Agenda, which includes the following priorities, many of which align with recommendations contained in the State Regents’ new strategic plan, Blueprint 2030:

- Oklahoma’s Promise
- Grow Oklahoma’s STEM workforce
- Enhance campus safety and security
- Stabilize mandatory cost increases
- Maintain campus infrastructure
- Staff salary support
- Concurrent enrollment, and
- Adult degree completion

Regent Hickman moved to approve the item with one amendment on staff salaries: to strike the word “earmarking” and strike the phrase “in support of appropriate salary” and add “additional financial resources available for merit increases.” Regent Warmington seconded the motion.

Voting for the motion were Regents Hilliary, Adwon, Sherry, Casey, Warmington, Taylor, Holloway and Hickman. Voting against the motion were none.

26. **STATE REGENTS MEETINGS.** Regent Warmington moved, seconded by Regent Taylor, to approve the 2024 schedule of regular meetings for the State Regents for filing with the Office of the Secretary of State. Voting for the motion were Regents Adwon, Sherry, Casey, Warmington,

Taylor, Holloway, Hickman and Hilliary. Voting against the motion were none.

27. **COMMENDATIONS.** Regent Holloway moved, seconded by Regent Adwon, to recognize State Regents' staff for service and recognition on state and national. Regents Sherry, Casey, Warmington, Taylor, Holloway, Hickman, Hilliary and Adwon. Voting against the motion were none.

28. **CONSENT DOCKET.** Regent Casey moved, seconded by Regent Adwon, to approve/ratify the following routine requests which are consistent with State Regents' policies and procedures or previous actions:

e. Program Name Changes. Approval of institutional requests.

f. Electronic Delivery.

(1) Eastern Oklahoma State College. Approval to offer the existing Associate in Applied Science in Nursing by electronic delivery.

(2) University of Oklahoma Health Sciences Center. Approval to offer the existing Master of Public Health in Public Health by electronic delivery.

g. State Authorization Reciprocity Agreement.

(1) Ratification of institutional requests for annual renewal of participation in the State Authorization Reciprocity Agreement.

(2) Ratification of an institutional request to begin participating in the State Authorization Reciprocity Agreement. Page

h. Operations.

(1) Ratification of purchases over \$25,000.

(2) Contract with Attorney General for legal services.

(3) Personnel. Ratification of appointment of Executive Director of IT.

i. Non-Academic Degrees. Ratification of institutional request.

Regents Casey, Warmington, Taylor, Holloway, Hickman, Adwon and Sherry. Regent Hilliary abstained from Item #28-d (1) and Regent Taylor abstained from Item #28-d (1) in reference to AT&T. Voting against the motion were none

29. **REPORTS.** Regent Hickman moved, seconded by Regent Taylor, to acknowledge receipt of the following reports:

- a. Programs. Current Status Report on program requests. (Supplement)
- b. Annual Reports.
 - (1) Acknowledge receipt of the Teacher Education Annual Report on Systemwide Review. (Supplement)
 - (2) Acknowledge receipt of the Teacher Education Program Admission Study.
 - (3) Acknowledge receipt of the Quarterly Policy Exception Report.
 - (4) Acknowledge receipt of the Annual Status Report on Program Requests. (Supplement)
 - (5) Acknowledge receipt of the Tuition and Fees Rate Book, FY2024. (Supplement)
 - (6) Acknowledge receipt of the Student Cost Survey, FY2024. (Supplement)
 - (7) Acknowledge receipt of the Cash Reserve Report for FY2024. (Supplement)
 - (8) Acknowledge receipt of the Faculty Salary Report FY2023. (Supplement)
 - (9) Acknowledge receipt of the Concurrent Enrollment Annual Report, 2021-22. (Supplement)

Voting for the motion were Regents Warmington, Taylor, Holloway, Hickman, Hilliary, Adwon, Sherry and Casey. Voting against the motion were none

30. **REPORT OF THE COMMITTEES.**

- a. Academic Affairs and Social Justice and Student Services Committees. The Academic Affairs and Social Justice and Student Services Committees had no additional items for Regents' action.
- b. Budget and Audit Committee. The Budget and Audit Committee had no additional items for Regents' action.
- c. Strategic Planning and Personnel and Technology Committee. The Strategic Planning and Personnel and Technology Committee had no additional items for Regents' action.
- d. Investment Committee. The Investment Committee had no additional items for Regents' action.

31. **PROPOSED EXECUTIVE SESSION.** Mr. Matt Stangl, General Counsel for the Oklahoma State Regents for Higher Education, advised State Regents that an executive session was not needed.

32. **NEW BUSINESS.** No new business was discussed.

33. **ANNOUNCEMENT OF NEXT REGULAR MEETING.** Chair Sherry announced that the next regular meetings are scheduled to be held on Wednesday, October 18, 2023 at 10:30 a.m. and Thursday, October 19, 2023 at 9 a.m. at the State Regents office.
34. **ADJOURNMENT.** With no new business and no additional items to address, the meeting was adjourned.

ATTEST:

Jack Sherry, Chair

Steven Taylor, Secretary

OKLAHOMA STATE REGENTS FOR HIGHER EDUCATION
655 Research Parkway, Suite 200 Oklahoma City

**MINUTES OF THE
COMMITTEE-OF-THE-WHOLE**
Wednesday, September 6, 2023

1. **ANNOUNCEMENT FILING OF MEETING NOTICE AND POSTING OF THE AGENDA IN ACCORDANCE WITH THE OPEN MEETING ACT.** The Oklahoma State Regents for Higher Education held a regular meeting at 10:30 a.m. on Wednesday, September 6, 2023, at the State Regents' offices, 655 Research Parkway, Suite 200, Oklahoma City, Oklahoma. Notice of the meeting had been filed with the Secretary of State on Wednesday, November 2, 2022. A copy of the agenda for the meeting had been posted in accordance with the Open Meeting Act.
2. **CALL TO ORDER.** Chair Jack Sherry called the meeting to order and presided. Present for the meeting were State Regents Jack Sherry, Ann Holloway, Dennis Casey, Courtney Warmington, Dustin J. Hilliary, Jeffrey W. Hickman, Phillip Mitchell "Mitch" Adwon and Steven W. Taylor. Regent Michael C. Turpen did not attend.
3. **LEGISLATIVE PRIORITIES.** Update on legislative priorities from Speaker Pro Tempore Kyle Hilbert. Speaker Pro Tempore Kyle Hilbert provided the Regents with an update on upcoming legislative initiatives pertaining to higher education. During the discussion, Regent Hickman inquired about the potential utilization of a bond bank to offer support for campus infrastructure requirements, addressing deferred maintenance concerns, and enhancing campus security measures. Representative Hilbert agreed that prioritizing investments in deferred maintenance was essential to prevent the complete replacement of campus assets in the future. Additionally, Representative Hilbert addressed the higher education needs within his district, emphasizing the demand for more educators and engineers. Furthermore, Regent Hickman raised the possibility of establishing another Endowed Chairs program, outlining specific parameters for consideration. Meanwhile, Regent Casey brought up concerns regarding property insurance costs and explored the potential of self-insuring both common and higher education institutions.
4. **STATE SYSTEM INSTITUTIONS.**
 - a. Cameron University. Update on institutional activities at Cameron University. President John McArthur provided an update on Cameron University's initiatives aimed at preparing the workforce, including CU Advance, a career pathway program that enhances degree completion by equipping students with knowledge and skills specific to their chosen degree programs, and ensuring their readiness for entering the workforce. He also explained the recently established Banking Institute, which is designed to create a skilled and well-trained workforce pipeline for the banking industry. Furthermore, President McArthur offered a brief overview of the Student Enrichment Center, designed to bolster the persistence and completion rates of at-risk students. He also addressed the concurrent enrollment program, which has experienced significant growth over the past 14 years and has been highly successful for Cameron University. Regent Casey and Regent Hilliary inquired about the concurrent enrollment program and its collaboration with common education. In response, President McArthur explained that they have intensified their efforts to inform high school counselors about issues related to high school students

participating in the program and that the program served is a great welcoming tool to draw students to Cameron University.

- b. Southwestern Oklahoma State University. Update on institutional activities at Southwestern Oklahoma State University (SWOSU). President Diana Lovell shared information regarding SWOSU's endeavors to align their programs with the Aerospace and Defense sector. These programs encompass engineering technology, applied engineering management, chemistry, physics, and computer science. During the discussion, Regent Casey inquired about the enrollment of out-of-state students in these programs at SWOSU. President Lovell outlined the new initiatives they have implemented, offering in-state tuition plus a nominal additional fee of \$1 for out-of-state students. They hope to see an increase in out-of-state students soon. Regent Taylor sought information on the impact of COVID-19 on the current students at SWOSU. President Lovell noted that these students have become more accustomed to online courses and have also experienced increased anxiety levels and slower social development. Chancellor Garrett inquired about the undergraduate research efforts at the university. President Lovell explained that SWOSU's undergraduate research maintains consistently high quality and has been the recipient of awards for the past seven years.
 - c. Northwestern Oklahoma State University (NWOSU). Update on institutional activities at Northwestern Oklahoma State University. President Bo Hannaford delivered an update on NWOSU's initiatives aimed at addressing the State's workforce demands. He underscored the accomplishments of the "Inspired to Teach" program and the ReachHigher Program at NWOSU. Additionally, President Hannaford mentioned that concurrent enrollment had seen a remarkable 40 percent increase on his campus. In response to a question from Regent Casey regarding the nursing program and available openings, President Hannaford noted that the program was experiencing growth, leading to an increasing number of opportunities. Regent Warmington inquired about the tuition waiver program, which President Hannaford explained was assisting K-12 instructors to complete their master's degrees. Regent Hickman followed up by asking about strategies to retain high school students on their campuses and the efforts to secure highly qualified professors for such courses. Regent Hickman also inquired about the success of the endowed chair program at NWOSU. President Hannaford shared that NWOSU currently employs approximately 40 faculty members thanks to endowments established through the previous program and expressed his desire to see a similar program reinstated.
5. **BLUEPRINT 2030.** Update on progress in support of the strategic plan recommendations.
- a. **Workplans.** Update on workplans for Priority 1 strategic plan recommendations. Chancellor Garrett and Vice Chancellor for Administration Kylie Smith presented an update on the Priority 1 objectives. Vice Chancellor Smith showcased the project management tool Smartsheet, which offers a comprehensive approach to monitoring the plan's progress, with a specific focus on highlighting the Priority 1 recommendations.
 - b. **Policy Revisions (Strategy #1D).**
 - i. Update on Governance and Administrative Operations policies. Chancellor Garrett and General Counsel Matt Stangl provided a brief review of proposed revisions to the Governance and Administrative Operations policy.

- ii. Update on Academic Affairs policy revisions and processes. Dr. Robert Placido, Vice Chancellor for Academic and Student Affairs, and Dr. Stephanie Beauchamp, Associate Vice Chancellor for Academic Affairs, provided an update on proposed revisions to Academic Affairs policy. Dr. Beauchamp provided a demo of online status reports available to institutions in real-time through Smartsheet.
 - c. **Concurrent Enrollment.** Update on concurrent enrollment working group (Strategy #9C). Dr. Robert Placido, Vice Chancellor for Academic and Student Affairs, addressed the potential objectives and prospects of the working group. Over the summer, a committee was established, encompassing representatives from each higher education tier, along with other stakeholders such as high school representatives, SREB, and OSRHE staff. The areas of concern include the removal of barriers to success, enhancing participation rates, improving educational outcomes, cost reduction, broadening the pool of qualified instructors, retaining students on high school campuses, and increasing the number of high school graduates who progress to college. The committee and the subgroups will report back to the State Regents with recommendations.
6. **BUDGET REPORT AND REVENUE UPDATE.** Report on the State budget and revenue. Mark Tygret, Vice Chancellor for Budget and Finance, stated that the General Revenue Fund lagged slightly behind the previous year. He emphasized that drawing conclusions at this early stage, with only one month's data available, is not feasible.
 7. **LEGISLATIVE UPDATE.** Update on legislative activity. Dr. Jarrett Jobe, Vice Chancellor for Governmental Relations, provided a status report on the upcoming Interim Studies concerning Concurrent Enrollment; Oklahoma's Promise; Diversity, Equity, and Inclusion (DEI); and OneNet. Dr. Jobe also reviewed the proposed 2024 Legislative Agenda, which is slated for action by the State Regents during the meeting scheduled for September 7, 2023.
 8. **PROPOSED EXECUTIVE SESSION.** Upon advice of Matt Stangl, General Counsel for the Oklahoma State Regents for Higher Education, Regent Hickman moved, seconded by Regent Holloway, to go into Executive Session, pursuant to 25 O.S. § 307(B)(4) for confidential communications between the board and its attorneys concerning: (1) Shepherd v. Oklahoma State Regents for Higher Education, et al., CJ-2020-2383, Oklahoma County District Court; (2) Black Emergency Response Team, et al. v. O'Connor, et al., Case No. 5:21-cv-01022-G, in the United States District Court for the Western District of Oklahoma; (3) Wisdom Ministries, Inc. v. Garrett, et al., Case No. 4:22-cv-00477-CVE, in the United States District Court for the Northern District of Oklahoma; and (4) Larry Love University, Muskogee, if the board, with the advice of its attorney, determines that disclosure will seriously impair the ability of the board to process the claim or conduct a pending investigation, litigation, or proceeding in the public interest. Voting for the motion were Regents Sherry, Hilliary, Adwon, Holloway, Casey, Taylor, Warmington, and Hickman.

Following the executive session, Regent Casey moved, seconded by Regent Holloway, to return to open session. Voting for the motion were Regents Taylor, Warmington, Adwon, Sherry, Hilliary, Parker, Holloway, Casey, and Hickman.
 9. **"BEST OF HIGHER EDUCATION."** Regents received the September 2023 update on institutional activities via e-mail.
 10. **CALENDAR OF EVENTS.** The calendar of events was distributed in written form to the Regents.

11. **ADJOURN.** With no other items to discuss, the meeting was adjourned.

ATTEST:

Jack Sherry, Chair

Steven W. Taylor, Secretary