



OKLAHOMA STATE REGENTS FOR HIGHER EDUCATION

Improving our future by degrees

Agenda

October 23, 2025

NOTE:

This document contains recommendations and reports to the State Regents regarding items on the October 23, 2025 meeting agenda. For additional information, please call 405-225-9122 or to get this document electronically go to <https://okhighered.org/state-system/state-regents-meetings/>.

Materials and recommendations contained in this agenda are tentative and unofficial prior to State Regents' approval or acceptance on October 23, 2025.

OKLAHOMA STATE REGENTS FOR HIGHER EDUCATION
655 Research Parkway, Suite 200, Oklahoma City, OK

AGENDA

Thursday, October 23, 2025 at 9:00 a.m.
University of Central Oklahoma
Nigh University Center – Heritage Room (3rd Floor)
100 N. University Drive, Edmond, OK

Chair Courtney Warmington, Presiding

1. **Announce filing of meeting notice and posting of the agenda in accordance with the Open Meeting Act.**
2. **Call to order.** Roll call and announcement of quorum.
3. **Minutes of Previous Meetings.** Approval of minutes from the previous meetings.
4. **Comments from the Chair.** A brief comment on current activities. (No Action, No Discussion.)
5. **Comments from the Chancellor.** A brief comment on current activities. (No Action, No Discussion.)
6. **President's Welcome.** Welcome from President Todd Lamb of the University of Central Oklahoma. Page 1.

STATE SYSTEM INSTITUTIONS

7. **State System Institutional Update.** Update on institutional activities at the University of Central Oklahoma. Page 3.

ACADEMIC

8. **New Programs.**
 - a. Oklahoma State University. Possible action on request to offer the Master of Science in School Psychology. Page 5.
 - b. University of Oklahoma. Possible action on request to offer the Bachelor of Arts in World Languages and Cultures. Page 9.
 - c. Oklahoma Panhandle State University. Possible action on request to offer the Bachelor of Science in STEM Studies. Page 13.

- d. Seminole State College. Possible action on request to offer the Associate in Applied Science in Paralegal. Page 19.
- 9. **Intensive English Program.** Possible action on request for approval to offer Intensive English Program. Page 23.
- 10. **State Authorization.** Possible action on requests for initial authorization of (non-exempt) private and out-of-state degree-granting institutions to operate in Oklahoma. Page 25. (Supplement)
- 11. **Oklahoma's Promise.** Possible action on official FY27 funding estimate for the Oklahoma's Promise scholarship program. Page 31.

FISCAL

- 12. **E&G Budget.** Possible action on FY27-FY29 appropriations request. Page 37.
- 13. **Revenue Bonds.** Possible action on Statement of Essential Facts for the University of Oklahoma's General Revenue Refunding Bonds, Series 2025A. Page 39.
- 14. **Fiscal Policy.** Posting of revisions to State Regents' policy 4.15.4 – *Waiver of Tuition*. Page 41.
- 15. **EPSCoR.** Possible action to allocate matching funds for NASA EPSCoR projects. Page 43.
- 16. **Contracts and Purchases.** Possible action on purchases over \$100,000 for FY26. Page 45.
- 17. **Endowment.** Possible action on June 30, 2025, market values, distribution schedules and reports. Page 47.
- 18. **Investments.** Possible action on new Investment Managers. Page 77.

EXECUTIVE

- 19. **Legislative Agenda.** Possible action on proposed State Regents' 2026 Legislative Agenda. Page 79.
- 20. **Fall 2025 Preliminary Enrollment Report.** Possible action to acknowledge receipt of the Fall 2025 Preliminary Enrollment Report. Page 81.
- 21. **Employment Outcomes Report.** Possible action to acknowledge receipt of the 2024 Employment Outcomes Report. Page 89.

CONSENT DOCKET

22. **Consent Docket.** Possible action on the following routine requests which are consistent with State Regents' policies and procedures or previous actions.
- a. High School Course for College Admission. Possible action to ratify request to approve a high school course for college admission. Page 91.
 - b. State Authorization Reciprocity Agreement. Possible action to ratify institutional requests for annual renewal of participation in the State Authorization Reciprocity Agreement. Page 93.
 - c. Contracts and Purchases. Possible action to ratify purchases exceeding \$25,000 but less than \$100,000. Page 95.
 - d. Personnel. Possible action to ratify personnel appointments. Page 99.
 - e. Resolutions. Possible action on resolutions honoring retiring staff member. Page 117.

REPORTS

23. **Reports.**
- a. Programs. Possible action to acknowledge receipt of the Current Status Report on New Program Requests. Page 119.
24. **Report of the Committees.** (No Action, No Discussion.)
- a. Academic Affairs and Student Services Committee.
 - b. Budget and Audit Committee.
 - c. Strategic Planning, Personnel and Technology Committee.
 - d. Investment Committee.
25. **Proposed Executive Session.** Page 121.
- a. Possible discussion and vote to enter into executive session pursuant to:
 - (1) 25 O.S. § 307(B)(4) for confidential communications between the board and its attorney(s) concerning: (a) Black Emergency Response Team, et al. v. Drummond, et al., Case No. 5:21-cv-01022-G in the United States District Court for the Western District of Oklahoma; and (b) EEOC Charge #564-2024-02714, if the board, with the advice of its attorney, determines that disclosure will seriously impair the ability of the board to process the claim or conduct a pending investigation, litigation, or proceeding in the public interest; and,
 - (2) 25 O.S. § 307(B)(1) for routine, periodic review and/or consideration and adoption, modification, or other action related to employment, including terms and conditions, of the Chancellor.
 - b. Enter into executive session.

- c. Exit executive session and vote to re-enter open session.
 - d. Possible discussion and vote on items discussed in executive session.
26. **Announcement of Next Regular Meeting.** The next regular meeting is scheduled to be held on Thursday, December 4, 2025 at the State Regents' office in Oklahoma City, Oklahoma.
27. **Adjourn.***

*Following meeting adjournment, Regents will tour the University of Central Oklahoma campus.

NOTE: "Possible action" includes, but is not limited to, approval, authorization, adoption, rejection, denial, amendment, taking no action, or tabling the item for disposition at a later date or time.

The Oklahoma State Regents for Higher Education are committed to ensuring that persons with disabilities are able to access the State Regents' public meetings. If you will need specialized assistance for an upcoming State Regents' meeting, please e-mail your request to accessibility@osrhe.edu or call 405.225.9122 at least 24 hours prior to the meeting. We will make every reasonable effort to accommodate your needs.

Meeting of the
OKLAHOMA STATE REGENTS FOR HIGHER EDUCATION
October 23, 2025

AGENDA ITEM #6:

President's Welcome.

SUBJECT:

Welcome from President Todd Lamb of the University of Central Oklahoma.

Oral Presentation.

Meeting of the
OKLAHOMA STATE REGENTS FOR HIGHER EDUCATION
October 23, 2025

AGENDA ITEM #7:

State System Institutional Update.

SUBJECT:

Update on institutional activities at the University of Central Oklahoma.

Oral Presentation.

Meeting of the
OKLAHOMA STATE REGENTS FOR HIGHER EDUCATION
October 23, 2025

AGENDA ITEM #8-a:

New Programs.

SUBJECT:

Oklahoma State University. Possible action on the request to offer the Master of Science in School Psychology.

RECOMMENDATION:

It is recommended that the State Regents approve Oklahoma State University's request to offer the Master of Science in School Psychology, via traditional delivery, with the stipulation that continuation of the program will depend upon meeting the criteria established by the institution and approved by the State Regents, as described below.

BACKGROUND:

APRA Implementation

In August 1991, the State Regents launched the Academic Planning/Resource Allocation (APRA) initiative, which was based on the principle that institutional officials would prioritize their programs and activities and then fund higher priority activities at levels that ensured quality. Since implementation, the APRA has served as a framework for institutions to shift resources from low priority, low producing, and duplicate academic programs to higher priority programs that address state and local workforce needs. As a result of the APRA process, a net of 93 academic programs was eliminated.

After 30 years of documenting institutions' successful efforts to prioritize programs through APRA, along with recommendations from the Task Force on the Future of Higher Education to expand collaboration and limit program duplication, the Net Reduction table has been reset, beginning with the 2021-2022 academic year, to monitor the next 30 years of progress on this initiative.

Since 2021, OSU has taken the following program actions in response to APRA:

- 5 Degree and/or certificate programs deleted
- 100 Degree and/or certificate programs added

OSU offers 413 degree and/or certificate programs as follows:

- 145 Certificate
 - 0 Associate in Arts or Science Degrees
 - 0 Associate in Applied Science Degrees
- 124 Baccalaureate Degrees
- 88 Master's Degrees
- 55 Doctoral Degrees

0 First Professional Degrees

All these programs were reviewed in the past five years with the exception of those programs with specialty accreditation. Programs with specialty accreditation are aligned with accreditor's program review schedule as appropriate. Thus, if a professional program received a ten-year accreditation, it would not be reviewed for ten years, which is an approved exception to State Regent's policy.

Program Development Process

OSU's faculty developed the proposal, which was reviewed and approved by institutional officials. OSU's governing board approved delivery of the Master of Science in School Psychology at its December 6, 2024, meeting. OSU requests authorization to offer this program as outlined below.

POLICY ISSUES:

This action is consistent with the Oklahoma State Regents for Higher Education's Academic Program Approval policy.

ANALYSIS:

Master of Science in School Psychology

Program purpose. The proposed Master of Science in School Psychology program will support the advanced degrees and provide educational, psychological, and school psychometric foundations to school psychology students enroute to either the Education Specialist (Ed.S.) in School Psychology (291) or the Doctor of Philosophy (Ph.D.) in Educational Psychology (070) programs.

Program rationale and background. The Ph.D. in Educational Psychology and the Ed.S. in School Psychology programs are scientist-practitioner programs, in which theory, research, and practice are considered integrated components of comprehensive training programs. The proposed program is essential to both the Ph.D. and Ed.S. programs in providing educational, psychological, and school psychometric foundations critical for students pursuing these higher-level programs. The current proposal for the Master of Science (M.S.) in School Psychology, will allow OSU to align school psychology programs in name, content, and sequence (i.e., M.S., Ed.S., and Ph.D. in School Psychology). OSU currently offers the Master of Science in Educational Psychology (068) program with an option in School Psychometrics. If the proposed program is approved, OSU plans to delete the current Master of Science in Educational Psychology program. The new program will clarify the degree sequence for potential applicants, interested parties in the state, credentialing bodies, and others. It better organizes and identifies the programs for potential students looking for graduate programs in school psychology.

Employment opportunities. The U.S. Bureau of Labor Statistics reports that employment for school psychologists is expected to grow from 2023 to 2033, especially for those with doctoral degrees. The Oklahoma State Department of Education identified School Psychology as one of five professional critical shortage areas in the public-school systems in the state. This critical shortage has occurred for over a decade, and school districts continue to report difficulty in filling vacancies. Nationally, the recommended ratio of school psychologists to students is 1:500, while Oklahoma's ratio is closer to 1:1,800. This ongoing shortage of school psychologists in Oklahoma is consistent with national shortages of school psychologists. The creation of the Master of Science in School Psychology program provides students with a degree directly aligned with their profession, helping to address workforce needs in Oklahoma schools.

Student demand. The proposed program is expected to meet the enrollment and graduation standards by the established deadline prior to final approval by State Regents. Continuation beyond Fall 2031 will depend upon meeting the criteria as shown in the following table.

Productivity Category	Criteria	Deadline
Minimum Enrollment of majors in the program	6	Fall 2030
Minimum Graduates from the program	3	2030-2031

Duplication and impact on existing programs. The proposed Master of Science in School Psychology program may share similar content with the following programs:

Institution	Existing Program
Oklahoma State University	Master of Science in Educational Psychology with option in School Psychometrics (068)
East Central University	Education Specialist in School Psychology (062)
East Central University	Master of Education in School Psychometry (106)
East Central University	Master of Science in Psychological Services in Psychological Services with option in School Psychology (086)
Southwestern Oklahoma State University	Master of Education in School Psychometry (077)

A system-wide letter of intent was communicated by email on July 9, 2025. None of the State System institutions notified the State Regents' staff of a protest to the proposed program. Due to the demand in the field, approval will not constitute unnecessary duplication.

Curriculum. The proposed Master of Science in School Psychology program will consist of 36-40 total credit hours as shown in the following table.

Content Area	Credit Hours
Required Courses (Thesis, Formal Report, or Creative Component)	36-40
Total	36-40

Faculty and staff. Existing faculty members will teach the courses in the proposed program.

Delivery method and support services. The proposed Master of Science in School Psychology program will be offered via traditional delivery. The library, classrooms, and equipment may be utilized by students and are adequate for the proposed program.

Financing. The program will be funded through a reallocation of already existing resources combined with new revenue generated by the program. No additional funding is requested from the State Regents to support the program.

Meeting of the
OKLAHOMA STATE REGENTS FOR HIGHER EDUCATION
October 23, 2025

AGENDA ITEM #8-b:

New Programs.

SUBJECT:

The University of Oklahoma. Possible action on the request to offer the Bachelor of Arts in World Languages and Cultures.

RECOMMENDATION:

It is recommended that the State Regents approve the University of Oklahoma's request to offer the Bachelor of Arts in World Languages and Cultures, via traditional delivery, with the stipulation that continuation of the program will depend upon meeting the criteria established by the institution and approved by the State Regents, as described below.

BACKGROUND:

APRA Implementation

In August 1991, the State Regents launched the Academic Planning/Resource Allocation (APRA) initiative, which was based on the principle that institutional officials would prioritize their programs and activities and then fund higher priority activities at levels that ensured quality. Since implementation, the APRA has served as a framework for institutions to shift resources from low priority, low producing, and duplicate academic programs to higher priority programs that address state and local workforce needs. As a result of the APRA process, a net of 93 academic programs was eliminated.

After 30 years of documenting institutions' successful efforts to prioritize programs through APRA, along with recommendations from the Task Force on the Future of Higher Education to expand collaboration and limit program duplication, the Net Reduction table has been reset, beginning with the 2021-2022 academic year, to monitor the next 30 years of progress on this initiative.

Since 2021, OU has taken the following program actions in response to APRA:

- 18 Degree and/or certificate programs deleted
- 66 Degree and/or certificate programs added

OU offers 385 degree and/or certificate programs as follows:

- 84 Certificates
- 0 Associate in Arts or Science Degrees
- 0 Associate in Applied Science Degrees
- 130 Baccalaureate Degrees
- 111 Master's Degrees
- 60 Doctoral Degrees

0 First Professional Degrees

All these programs were reviewed in the past five years with the exception of those programs with specialty accreditation. Programs with specialty accreditation are aligned with accreditor's program review schedule as appropriate. Thus, if a professional program received a ten-year accreditation, it would not be reviewed for ten years, which is an approved exception to State Regent's policy.

Program Development Process

OU's faculty developed the proposal, which was reviewed and approved by institutional officials. OU's governing board approved delivery of the Bachelor of Arts in World Languages and Cultures program at its June 12, 2025, meeting. OU requests authorization to offer this program as outlined below.

POLICY ISSUES:

This action is consistent with the Oklahoma State Regents for Higher Education's Academic Program Approval policy.

ANALYSIS:

Bachelor of Arts in World Languages and Cultures

Program purpose. The proposed Bachelor of Arts in World Languages and Cultures program will combine five language concentrations currently offered at OU and will develop both linguistic and cultural proficiency in the relevant areas.

Program rationale and background. The proposed program will replace five separate, stand-alone programs by way of concentrations in Arabic, Chinese, French, German, and Italian. The five concentrations will have the same major support requirement (perspectives on languages) but otherwise a separate set of courses that will develop linguistic and cultural proficiency in the relevant area. Each concentration will blend language skills, cultural studies, history, literature, politics, philosophy, and religion of the regions. It also cultivates more intercultural competencies, communication skills, and critical thinking. The proposed program follows OU's study of models of consolidated language majors in institutions across the country, including several Southeastern Conference institutions (Texas A&M, University of Florida, University of Kentucky). The advantages of a combined program include the creation of a standardized and more streamlined (30 credit hours) program that will promote greater resource efficiency, as well as alignment in recruiting, academic advising, and career preparation. While the different concentrations differ by necessity, the shared major support requirement —“perspectives on language”— provides all students with the opportunity to reflect in a broader way on their learning or the specific language. Additionally, consolidating departments has proven to be a more sustainable model for many institutions. Individual language enrollments often vary in response to political and cultural developments outside the control of the department. By joining forces, the language department can better insulate themselves against these inevitable fluctuations.

Employment opportunities. Graduates of the proposed Bachelor of Arts in World Languages and Cultures will be equipped to enter a wide array of employment fields including business and financial services, community and social services, education, library sciences, management, media, and communication. According to the Bureau of Labor Statistics (BLS), business and financial occupations are projected to generate approximately 963,500 job openings annually between 2023 to 2033, driven by both sector growth and workforce replacement needs. Similarly, community and social services occupations are expected to grow faster than the average for all occupations, with an estimated 299,400 openings per year from 2023 to 2033. While educational instruction and library occupations are projected to grow more slowly, they will still account for approximately 868,000 annual openings, primarily due to turnover. In addition, management occupations are forecasted to grow faster than average according to the BLS, with roughly 1.2

million openings annually. These projections highlight the strong and diverse employment potential for graduates, reinforcing the relevance and value of the proposed program.

Student demand. The proposed program is expected to meet the enrollment and graduation standards by the established deadline prior to final approval by State Regents. Continuation of the program beyond Fall 2031 will depend upon meeting the criteria as shown in the following table.

Productivity Category	Criteria	Deadline
Minimum Enrollment of majors in the program	12	Fall 2030
Minimum Graduates from the program	5	2030-2031

Duplication and impact on existing programs. The proposed Bachelor of Arts in World Languages and Cultures program may share similar content with the following programs:

Institution	Existing Program
Oklahoma State University	Bachelor of Arts in French (103)
Oklahoma State University	Bachelor of Arts in German (113)
University of Central Oklahoma	Bachelor of Arts in Modern Languages with option in French (124)
University of Central Oklahoma	Bachelor of Arts in Modern Languages with option in German (124)

A system-wide letter of intent was communicated by email on May 6, 2025. None of the State System institutions notified the State Regents' staff of a protest to the proposed program. Due to the demand in the language fields, approval will not constitute unnecessary duplication.

Curriculum. The proposed Bachelor of Arts in World Languages and Cultures program will consist of 120 total credit hours as shown in the following table.

Content Area	Credit Hours
General Education	56
Major Support Requirements	3
Major Requirements	30
Electives	31
Total	120

Faculty and staff. Existing faculty will teach the courses in the proposed program.

Delivery method and support services. The proposed Bachelor of Arts in World Languages and Cultures program will be offered via traditional delivery. The library, classrooms, and equipment may be utilized by students and are adequate for the proposed program.

Financing. The proposed program will be funded through existing funds and new revenue generated by the program. No additional funding is requested from the State Regents to support the program.

Meeting of the
OKLAHOMA STATE REGENTS FOR HIGHER EDUCATION
October 23, 2025

AGENDA ITEM #8-c:

New Programs.

SUBJECT:

Oklahoma Panhandle State University. Possible action on the request to offer the Bachelor of Science in STEM Studies.

RECOMMENDATION:

It is recommended that the State Regents approve Oklahoma Panhandle State University's request to offer the Bachelor of Science in STEM Studies, with options in General STEM Studies, Cybersecurity, Data Analytics, Ecology and Wildlife, Lab Applications, Mathematics Academic, Mathematics Teaching, Precision Agriculture, Pre-Engineering, Secondary Science, and Technology Engineering in Schools, via traditional and electronic delivery, with the stipulation that continuation of the program will depend upon meeting the criteria established by the institution and approved by the State Regents, as described below.

BACKGROUND:

APRA Implementation

In August 1991, the State Regents launched the Academic Planning/Resource Allocation (APRA) initiative, which was based on the principle that institutional officials would prioritize their programs and activities and then fund higher priority activities at levels that ensured quality. Since implementation, the APRA has served as a framework for institutions to shift resources from low priority, low producing, and duplicate academic programs to higher priority programs that address state and local workforce needs. As a result of the APRA process, a net of 93 academic programs was eliminated.

After 30 years of documenting institutions' successful efforts to prioritize programs through APRA, along with recommendations from the Task Force on the Future of Higher Education to expand collaboration and limit program duplication, the Net Reduction table has been reset, beginning with the 2021-2022 academic year, to monitor the next 30 years of progress on this initiative.

Since 2021, OPSU has taken the following program actions in response to APRA:

- 0 Degree and/or certificate programs deleted
- 3 Degree and/or certificate programs added

OPUSU offers 34 degree and/or certificate programs as follows:

- 5 Certificates
- 5 Associate in Arts or Science Degrees
- 2 Associate in Applied Science Degrees

- 21 Baccalaureate Degrees
- 1 Master's Degrees
- 0 Doctoral Degrees
- 0 First Professional Degrees

All these programs were reviewed in the past five years with the exception of those programs with specialty accreditation. Programs with specialty accreditation are aligned with accreditor's program review schedule as appropriate. Thus, if a professional program received a ten-year accreditation, it would not be reviewed for ten years, which is an approved exception to State Regent's policy.

Program Development Process

OPSU's faculty developed the proposal, which was reviewed and approved by institutional officials. OPSU's governing board approved delivery of the Bachelor of Science in STEM Studies program at its June 13, 2025, meeting. OPSU is currently approved to offer 12 degree and certificate programs through electronic delivery. OPSU requests authorization to offer this program as outlined below.

POLICY ISSUES:

This action is consistent with the Oklahoma State Regents for Higher Education's Academic Program Approval and the Distance Education and Traditional Off-Campus Courses and Programs policies.

ANALYSIS:

Bachelor of Science in STEM Studies

Program purpose. The proposed Bachelor of Science in STEM Studies program will provide an innovative, flexible, and multidisciplinary educational pathway that equips students with broad and adaptable STEM knowledge and skills.

Program rationale and background. The proposed program was conceived as a direct response to OPSU's mission to prepare students for success in a global community and to the strategic objectives of the Oklahoma State Regents for Higher Education's Blueprint 2030. Blueprint 2030 prioritizes producing workforce-ready graduates, expanding student access, improving student success, and enhancing operational efficiency. The proposed program embodies these priorities through a unique interdisciplinary approach to STEM education. President Dinger's Panhandle Path Forward Initiative further reinforces OPSU's commitment to aligning academic programs with market demands and optimizing net tuition revenue. One of the initiative's primary goals is to analyze and modernize academic offerings to ensure programs remain responsive, relevant, and sustainable. The proposed Bachelor of Science in STEM Studies program emerged from collaborative discussions among faculty from several departments, seeking to build a program that is both innovative and versatile. The program aims to align academic preparation with evolving workforce needs across STEM fields by producing workforce-ready graduates equipped with interdisciplinary problem-solving and technological skills. It also seeks to attract diverse student populations through customizable degree pathways and consolidate low-enrollment programs into a rigorous interdisciplinary program.

Employment opportunities. On February 20, 2025, the OPSU College of Agriculture, Science, and Nursing hosted its semi-annual Advisory Board meeting. A STEM Advisory Board subcommittee that was comprised of regional leaders in education, banking, energy, and precision agriculture provided valuable feedback that led to refinements in the proposed Bachelor of Science in STEM Studies program. The board expressed strong support for the proposed program, praising its multidisciplinary approach and the broad exposure it offers students across STEM fields, with industry and education leaders indicating confidence in hiring its graduates. OPSU received numerous letters of support from local business and industry, such as Scott Power and Equipment, Cimarron National Grassland, Northwest Region Oklahoma Department of

Wildlife Conservation, Panhandle Telephone Cooperative, Guymon Public Schools, and Turpin Public Schools. Each of these employers indicated the proposed program would help to meet its employment needs. Complementing this endorsement, national and regional labor data show a promising employment outlook. According to the Bureau of Labor Statistics, STEM occupations are projected to grow by 10.4 percent nationally from 2023 to 2033, outpacing the average for all occupations. According to Oklahoma.gov, the Oklahoma panhandle, southwest Kansas, and Texas panhandle are experiencing notable growth in the fields of agriculture, energy, education, healthcare, and technology. These trends highlight the urgent need for a skilled STEM workforce and affirm the proposed program's alignment with both local economic development and broader workforce demands.

Student demand. The proposed program is expected to meet the enrollment and graduation standards by the established deadline prior to final approval by State Regents. Continuation of the program beyond Fall 2031 will depend upon meeting the criteria as shown in the following table.

Productivity Category	Criteria	Deadline
Minimum Enrollment of majors in the program	12	Fall 2030
Minimum Graduates from the program	5	2030-2031

Duplication and impact on existing programs. The proposed Bachelor of Science in STEM Studies program may share similar content with the following programs:

Institution	Existing Program
University of Oklahoma	Bachelor of Science in Cybersecurity (496)
University of Oklahoma	Bachelor of Arts in Mathematics (299)
University of Oklahoma	Bachelor of Science in Mathematics Education (156)
Oklahoma State University	Bachelor of Science in Business Administration in Data Analytics (334)
Oklahoma State University	Bachelor of Science in Agricultural Sciences & Natural Resources in Natural Resource Ecology & Management (101)
Oklahoma State University	Bachelor of Science in Plant Biology with options in Ecology & Evolutionary Biology (031)
Oklahoma State University	Bachelor of Science in Mathematics (141)
Oklahoma State University	Bachelor of Arts in Mathematics (254)
Oklahoma State University	Bachelor of Science in Secondary Education with option in Mathematics (182)
Cameron University	Bachelor of Arts in Mathematics (150)
Cameron University	Bachelor of Science in Agriculture (400)
East Central University	Bachelor of Science in Biology with option in Ecology (004)
East Central University	Bachelor of Science in Mathematics (029)
Langston University	Bachelor of Science in Computer Science with option in Cybersecurity (045)
Langston University	Bachelor of Science in Mathematics (024)
Northeastern State University	Bachelor of Science in Artificial Intelligence & Data Analytics (226)
Northeastern State University	Bachelor of Science in Mathematics (057)
Northwestern Oklahoma State University	Bachelor of Science in mathematics (024)

Northwestern Oklahoma State University	Bachelor of Science in Education in Mathematics (062)
Northwestern Oklahoma State University	Bachelor of Science in Agriculture (003)
Southeastern Oklahoma State University	Bachelor of Science in Mathematics (028)
Southeastern Oklahoma State University	Bachelor of Science in Mathematics Education (029)
Southwestern Oklahoma State University	Bachelor of Science in Computer Science with option in Cybersecurity (088)
Southwestern Oklahoma State University	Bachelor of Science in Biology with option in Environmental & Wildlife Biology (009)
Southwestern Oklahoma State University	Bachelor of Science in Mathematics (031)
Southwestern Oklahoma State University	Bachelor of Science in Education in Mathematics Education (032)
University of Central Oklahoma	Bachelor of Science in Ecology & Conservation Biology (254)
University of Central Oklahoma	Bachelor of Science in Education in Mathematics Education (121)
University of Central Oklahoma	Bachelor of Science in Mathematics (122)
University of Science & Arts of Oklahoma	Bachelor of Science in Mathematics (014)

A system-wide letter of intent was communicated by email on June 16, 2025. None of the State System institutions notified the State Regents' staff of a protest to the proposed program. Due to the demand within the STEM fields and distance between OPSU and other institutions, approval will not constitute unnecessary duplication.

Curriculum. The proposed Bachelor of Science in STEM Studies program will consist of 120 total credit hours as shown in the following table.

Content Area	Credit Hours
General Education	40
Major Core	28
Option Courses	22-27
Electives	25-30
Total	120

Faculty and staff. Existing faculty will teach the courses in the proposed program.

Delivery method and support services. The proposed Bachelor of Science in STEM Studies program will be offered via traditional and electronic delivery. OPSU utilizes Canvas as its learning management system to deliver program content for online courses. The following features in Canvas facilitate student learning: voice power presentations and videos, discussion boards, assignment submission, resources, and direct messaging between instructors and students. The library, classrooms, and equipment may be utilized by students and are adequate for the proposed program.

Online Pedagogy and Training. Faculty who teach in online environments complete training in both the technical tools as well as pedagogical design. In addition, professional development sessions throughout the year offer faculty supplemental training on the latest online teaching techniques. OPSU is a member of Quality Matters (QM). QM is a global organization leading quality assurance in online and innovative digital teaching and learning environments through research-supported and practice-based quality

standards, as well as peer review and certification of quality in online education. The State Regents support institutional membership to ensure online programs meet QM standards.

Financing. The proposed program will be funded through a reallocation of already existing resources combined with new revenue generated by the program. OPSU plans to support this program by utilizing current faculty, courses, and instructional infrastructure already in place across their mathematics, science, and technology departments. Many of the required courses for the proposed program are already offered as part of existing programs, ensuring cost-effective implementation. No additional funding is requested from the State Regents to support the program.

Meeting of the
OKLAHOMA STATE REGENTS FOR HIGHER EDUCATION
October 23, 2025

AGENDA ITEM #8-d:

New Programs.

SUBJECT:

Seminole State College. Possible action on the request to offer the Associate in Applied Science in Paralegal.

RECOMMENDATION:

It is recommended that the State Regents approve Seminole State College's request to offer the Associate in Applied Science in Paralegal, via traditional and electronic delivery, with the stipulation that continuation of the program will depend upon meeting the criteria established by the institution and approved by the State Regents, as described below.

BACKGROUND:

APRA Implementation

In August 1991, the State Regents launched the Academic Planning/Resource Allocation (APRA) initiative, which was based on the principle that institutional officials would prioritize their programs and activities and then fund higher priority activities at levels that ensured quality. Since implementation, the APRA has served as a framework for institutions to shift resources from low priority, low producing, and duplicate academic programs to higher priority programs that address state and local workforce needs. As a result of the APRA process, a net of 93 academic programs was eliminated.

After 30 years of documenting institutions' successful efforts to prioritize programs through APRA, along with recommendations from the Task Force on the Future of Higher Education to expand collaboration and limit program duplication, the Net Reduction table has been reset, beginning with the 2021-2022 academic year, to monitor the next 30 years of progress on this initiative.

Since 2021, SSC has taken the following program actions in response to APRA:

- 4 Degree and/or certificate programs deleted
- 0 Degree and/or certificate programs added

SSC offers 21 degree and/or certificate programs as follows:

- 1 Certificate
- 15 Associate in Arts or Science Degrees
- 5 Associate in Applied Science Degrees
- 0 Baccalaureate Degrees
- 0 Master's Degrees
- 0 Doctoral Degrees

0 First Professional Degrees

All these programs were reviewed in the past five years with the exception of those programs with specialty accreditation. Programs with specialty accreditation are aligned with accreditor's program review schedule as appropriate. Thus, if a professional program received a ten-year accreditation, it would not be reviewed for ten years, which is an approved exception to State Regent's policy.

Program Development Process

SSC's faculty developed the proposal, which was reviewed and approved by institutional officials. SSC's governing board approved delivery of the Associate in Applied Science in Paralegal program at its May 15, 2025, meeting. SSC is currently approved to offer 14 degree and certificate programs through electronic delivery. SSC requests authorization to offer this program as outlined below.

POLICY ISSUES:

This action is consistent with the Oklahoma State Regents for Higher Education's Academic Program Approval and the Distance Education and Traditional Off-Campus Courses and Programs policies.

ANALYSIS:

Associate in Applied Science in Paralegal

Program purpose. The proposed Associate in Applied Science in Paralegal program will prepare students for employment as skilled legal assistants by providing practical training in legal research, writing, and procedures.

Program rationale and background. The proposed program is designed to address a growing demand for qualified legal support professionals in both rural and urban areas of the region. By offering affordable, accessible education and hands-on training in areas such as legal research, litigation procedures, ethics, and document preparation, the proposed program will equip students with the skills needed to work in law firms, courts, government agencies, and corporate legal departments. In addition to meeting workforce needs, the program will help increase access to justice by supporting the legal infrastructure with competent, well-trained paralegals. The program will be tailored to meet the needs of local employers such as small-town law firms, tribal courts, and municipal agencies that often struggle to find qualified legal support staff.

Employment opportunities. In 2023, Oklahoma employed approximately 3,060 paralegals and legal assistants. The Bureau of Labor Statistics projects employment growth from 2023 to 2033 with approximately 37,300 job openings expected nationally each year due to worker replacement needs. This steady demand supports the continued relevance and value of college paralegal programs in preparing students for entry into the legal field. Paralegals remain integral to the legal profession, with consistent demand driven by turnover and cost-efficiency pressures in law firms and corporations. The state expects approximately 320 openings per year, driven by both new job creation and replacement of retiring workers. Major metro areas in Oklahoma offer the bulk of opportunities: Oklahoma City metro area employs approximately 1,240 paralegals and Tulsa metro area employs approximately 1,010 paralegals. Rural regions like southeast Oklahoma are smaller but still show consistent demand. The national median annual wage for paralegals and legal assistants is \$61,010 with the highest 10 percent earning more than \$98,990. The paralegal profession is on the Oklahoma top 100 critical occupations, and the expected 6.5 percent statewide growth indicates a stronger regional demand.

Student demand. The proposed program is expected to meet the enrollment and graduation standards by the established deadline prior to final approval by State Regents. Continuation of the program beyond Fall 2031 will depend upon meeting the criteria as shown in the following table.

Productivity Category	Criteria	Deadline
Minimum Enrollment of majors in the program	17	Fall 2030
Minimum Graduates from the program	5	2030-2031

Duplication and impact on existing programs. The proposed Associate in Applied Science in Paralegal program may share similar content with the following program:

Institution	Existing Program
Rose State College	Associate in Applied Science in Paralegal Studies (027)

A system-wide letter of intent was communicated by email on July 15, 2025. None of the State System institutions notified the State Regents' staff of a protest to the proposed program. Additionally, SSC submitted letters of support for the proposed program from the District Court of Oklahoma, M. Brad Carter Law Office, and Hauger and Norman Law Partners. Due to the demand in the field and distance between institutions, approval will not constitute unnecessary duplication.

Curriculum. The proposed Associate in Applied Science in Paralegal program will consist of 60 total credit hours as shown in the following table.

Content Area	Credit Hours
General Education	20
Major Requirements	37
Major Field Electives & Support	3
Total	60

Faculty and staff. Existing faculty and two new adjunct faculty members will teach the courses in the proposed program.

Delivery method and support services. The proposed Associate in Applied Science in Paralegal program will be offered via traditional and electronic delivery. SSC utilizes Brightspace as its learning management system to deliver program content for online courses. The following features in Brightspace facilitate student learning: modular course design, integrated multimedia tools such as videos, audio lectures, readings, and interactive quizzes, mobile accessibility allowing students to access coursework anytime and anywhere. Brightspace also provides analytics and progress tracking so instructors and students can monitor performance, and ADA accessibility features meeting compliance standards. The library, classrooms, and equipment may be utilized by students and are adequate for the proposed program.

Online pedagogy and training. Faculty who teach in online environments complete training in both technical tools as well as pedagogical design. In addition, professional development sessions throughout the year offer faculty supplemental training on the latest online teaching techniques. SSC is a member of Quality Matters (QM). QM is a global organization leading quality assurance in online and innovative digital teaching and learning environments through research-supported and practice-based quality standards, as well as peer review and certification of quality in online education. The State Regents support institutional membership to ensure online programs meet QM standards.

Financing. The program will be funded through a reallocation of already existing resources combined with new revenue generated by the program. No additional funding is requested from the State Regents to support the program.

Meeting of the
OKLAHOMA STATE REGENTS FOR HIGHER EDUCATION
October 23, 2025

AGENDA ITEM #9:

Intensive English Program.

SUBJECT:

Possible action on request for approval to offer Intensive English Programs.

RECOMMENDATION:

It is recommended that the State Regents approve the Center for English Language as a Second Language program at the University of Oklahoma for five years.

BACKGROUND:

English language centers have been reviewed through the State Regents' Intensive English Program Approval and Review policy since 1980 (formerly Policy Statement on Admissions of Students for Whom English is a Second Language). Beginning with the 1995 review, out-of-state evaluators with expertise in directing English as a Second Language programs have been hired to conduct the reviews.

In Fall 1996, an English Language Institute committee was convened to work with State Regents' staff to revise the policy to include standards for the centers and an approval process. This committee consisted of representatives from proprietary and institutionally based English language centers. The State Regents approved this policy in April 1997. The policy was reviewed again and updated in 2009.

In response to federal legislation requiring accreditation status for Intensive English Programs (IEP) by December 2014, the policy was updated in 2012 to allow IEPs that have sought and obtained accreditation status from an accrediting body specializing in intensive English instruction recognized by the United States Department of Education (USDE) to use this accreditation status in lieu of a secondary visit by an evaluation team from the State Regents.

At their September 7, 2023, meeting, the State Regents approved revisions to the Intensive English Program Approval Policy to require IEPs to be accredited, or working toward accreditation by the Commission on English Language Accreditation (CEA) or the Accrediting Council for Continuing Education and Training (ACCET).

POLICY ISSUES:

Consistent with State Regents' Institutional Admission and Retention policy, students for whom English is a second language must demonstrate English proficiency by meeting standards described in this policy. Students without the minimal Test of English as a Foreign Language (TOEFL) score (500 for undergraduate and 550 for graduate students) who have earned a TOEFL score of at least 460 for undergraduate or 500 for graduate students, or students without the minimal International English Language Testing System (IELTS) score (5.5 for undergraduate and 6.5 for graduate students) who have earned an IELTS score of at

least 5.0 for undergraduate or 5.5 for graduate students, must complete an IEP approved by the State Regents prior to admission.

ANALYSIS:

As required by policy, the Center for English as a Second Language (CESL) at the University of Oklahoma (OU) applied for initial accreditation with CEA. The CEA site visit team conducted its review in April 2025, evaluating CESL's curriculum, student achievement measures, faculty qualifications, and institutional support. The team's findings confirm that CESL meets the standards expected of a high-quality intensive English program, and at their August 2025 meeting granted CESL five-year initial accreditation, effective through August 2030.

It is requested that the State Regents accept CEA's recommendation and grant continued approval of CESL at OU for five years.

Meeting of the
OKLAHOMA STATE REGENTS FOR HIGHER EDUCATION
October 23, 2025

AGENDA ITEM #10:

State Authorization.

SUBJECT:

Possible action on request for approval of initial authorization of (non-exempt) private and out-of-state degree-granting institutions to operate in Oklahoma.

RECOMMENDATION:

It is recommended that the State Regents approve the applications for initial authorization submitted by the private and out-of-state degree-granting institutions as described below.

BACKGROUND:

On October 29, 2010, United States Department of Education (USDE) published final regulations that, as a condition of eligibility for federal financial aid, required higher education institutions to obtain authorization in each state in which they maintain a physical location and, effective in 2016, in each state in which they offer distance education according to that state's distance education authorization requirements. In response, the Oklahoma legislature created 70 O.S. §4103 to establish the Oklahoma State Regents for Higher Education (OSRHE) as Oklahoma's state authorization entity for non-exempt private and out-of-state public degree granting institutions operating in Oklahoma. Additionally, the State Regents approved revisions to the Institutional Accreditation policy (now titled Institutional Accreditation and State Authorization) to implement its new state authorization function for institutions operating in the state with a physical presence. However, neither 70 O.S. 4103 nor OSRHE policy addressed out-of-state institutions operating in Oklahoma by distance education.

In Spring 2023, Senator Ally Seifried introduced Senate Bill (SB) 550 to the 2023 Oklahoma legislative session to add consumer protection safeguards for Oklahoma students of all non-exempt private and out-of-state public institutions operating in Oklahoma. The legislation revised 70 O.S. § 4103 to require all non-exempt private and out-of-state public institutions to be authorized by the OSRHE to offer degree courses and programs to students in Oklahoma by distance education as well as through a physical location. The bill also required all non-exempt private and out-of-state public institutions pay an annual authorization fee to offset the administrative costs of authorization, and to make payments into a student tuition recovery fund to protect students from financial loss in the event of a sudden closure. Additionally, the legislation expanded the scope of OSRHE responsibilities and authority to ensure that all non-exempt private and out-of-state public institutions operating in Oklahoma meet the same standards of academic quality and fiscal responsibility required for institutions in the state system, and to deny, not renew, or revoke the authorization of institutions that do not. Finally, SB 550 directed the State Regents to promulgate rules to implement the new requirements. The administrative rules were promulgated in spring 2024 and became effective July 25 as OAC 610:10-1.

In Spring of 2024, Representatives Dana Prieto and David Bullard introduced House Bill (HB) 4050 to the 2024 Oklahoma legislative session that exempts from accreditation and OSRHE authorization degrees used solely for religious purposes within a religious organization and higher education institutions whose primary purpose is to provide religious training or theological education and which is exempt from taxation pursuant to the provisions of Section 501 (c) (3) of the Internal Revenue Code, 26 U.S.C., Section 501 (c) (3). The bill further required each degree title offered under the exemption provided in the bill to include a religious modifier to be placed on the degree, on the transcript, and wherever the title of the degree appears in official school documents or publications. Enacted as 70 O.S. §4104, the bill became effective July 1, 2024.

At their December 5, 2024, meeting, the State Regents approved changes to OSRHE 3.1, Institutional Accreditation and State Authorization, which authorized State Regents' staff to develop and implement procedures for the collection of the fees and student tuition recovery fund payments mandated by 70 O.S. §4103.

Authorization Fees

All institutions that apply for authorization must pay a non-refundable application fee prior to the review of their application, for initial authorization and for each annual re-authorization. In addition, all institutions that are approved for authorization or annual re-authorization will be charged an authorization fee each year. An initial authorization fee is charged the first time an institution is approved for authorization, and the re-authorization is charged for every annual re-authorization. The fees that are now charged to each institution applying for authorization with this agenda item are listed below and will be used to support the costs to the OSRHE of providing state authorization.

- Application Fee: \$500
- Initial Authorization Fee: \$2,500
- Re-Authorization Fee: \$2,000
- Location Fee: \$1,000

Student Tuition Recovery Fund Payments

Private (non-exempt) institutions that are approved for authorization are required to contribute to the student tuition recovery fund. All such institutions are charged the initial authorization payment the first year, regardless of whether they are currently authorized or currently operating in the state. These payments will be deposited into a revolving fund which will be used to reimburse tuition costs of Oklahoma students who suffer financial loss from the closure of the private institution they are attending. The student tuition recovery fund payments charged to authorized private institutions are listed below. Public and exempt institutions are not charged an STRF payment.

- Initial Authorization STRF Payment: \$2,500
- Re-Authorization STRF Payment: 0.25 percent (.025) of the institution's gross annual tuition from Oklahoma students or \$250, whichever is greater.

Currently Authorized Institutions

In January 2025, new authorization applications were provided to each institution authorized at that time. Additionally, direct notification of the new authorization requirements and exemptions were provided to a list of contacts derived from out-of-state institutions contacting OSRHE staff asking about authorization in

Oklahoma over the past 4 years. Staff also submitted updates to the State Authorization Guide, a nationally available resource for the authorization requirements of all U.S. states, districts, and territories.

Currently, 32 private and out-of-state institutions are authorized to operate in Oklahoma:

- | | |
|---|--|
| <ul style="list-style-type: none">• Academy of Art University• ATA College• Baylor University• California Coast University• Central Oklahoma College• Chamberlain University• Chicago School (The)• Claremont Lincoln University• Columbia College• Embry Riddle Aeronautical University• Golden Gate University• Heavy Equipment Colleges of America• John Brown University• Miller-Motte College• National University• Nelson University• New York University• Pepperdine University | <ul style="list-style-type: none">• San Jose State University• South University• Southern California University of Health Sciences• Southwestern Law School• Spartan College of Aeronautics and Technology• Strayer University• Tulsa Welding School• University of California Berkeley• University of California Davis• University of San Diego• University of Saint Augustine for Health Sciences• Upper Iowa University• Walden University• Wichita State University |
|---|--|

POLICY ISSUES:

This action is consistent with the Institutional Accreditation and State Authorization policy.

ANALYSIS:

Implementation of SB 550 requires authorization for out-of-state institutions to offer online only distance education in Oklahoma, as a result of which institutions that have been offering online only programs in Oklahoma must now obtain authorization to continue doing so. By the application deadline for this meeting, State Regents' staff received an application for initial authorization, accompanied by payment of the application fee, from the following institutions:

- Biola University
- Evangel University of the Assemblies of God

The information below summarizes the institutions' presence and activities in Oklahoma during the reporting period, the 2023-2024 academic year. Detailed Oklahoma program offerings and enrollment are provided in a supplement to this agenda, available upon request.

Biola University

Biola University's main campus is located in La Mirada, California and has no parent company. The institution is private non-profit, accredited by the Western Association of Schools and Colleges Senior College and University Commission, and its Federal Financial Responsibility Composite Score¹ is 2.2. Biola University does not maintain a physical location in Oklahoma; all its operations in the state are by distance education

Degree Programs Offered in Oklahoma - Summary

Program Level	Number of Programs	Students Enrolled	Credentials Awarded	Federal Financial Aid
Associate Programs	0	0	0	0
Bachelor's Programs	3	2	0	2
Master's Programs	14	6	1	2
Doctoral Programs	6	2	1	0
Other Degree Programs	5	0	0	0
Totals	23	10	2	4

Evangel University of the Assemblies of God

Evangel University of the Assemblies of God's (EU) main campus is located in Springfield, Missouri, and its parent company is the General Council of the Assemblies of God, also located in Springfield. The institution is private non-profit, accredited by the Higher Learning Commission, and its Federal Financial Responsibility Composite Score¹ is 1.1. EU does not maintain a physical location in Oklahoma; all its operations in the state are by distance education.

Degree Programs Offered in Oklahoma - Summary

Program Level	Number of Programs	Students Enrolled	Credentials Awarded	Federal Financial Aid
Associate Programs	4	0	0	0
Bachelor's Programs	10	9	2	8
Master's Programs	10	11	2	5
Doctoral Programs	3	3	0	1
Other Degree Programs	8	0	0	0
Totals	27	23	4	14

After reviewing the applications and required documentation, State Regents' staff determined that these institutions meet the authorization requirements established in the OSRHE Institutional Accreditation and State Authorization policy. Therefore, it is recommended that the State Regents approve these institutions' request for authorization for the 2025-2026 academic year.

¹ For private and proprietary institutions that participate in Title IV funding programs, the USDE calculates and publishes an institutional Federal Financial Responsibility Composite (FFRC) Score each year, based on an institution's audited financial statement using a prescribed, publicly available method.

The FFRC score reflects the overall relative financial health of an institution along a scale from negative 1.0 to positive 3.0. A score greater than or equal to 1.5 indicates the institution is considered financially responsible. Schools with a score of less than 1.5 but greater than or equal to 1.0 are considered financially responsible but require additional oversight. These schools are subject to cash monitoring and other participation requirements.

A school with a score less than 1.0 is considered not financially responsible. However, a school with a score less than 1.0 may continue to participate in the Title IV programs under provisional certification. In addition, this lower score typically requires that the school be subject to cash monitoring requirements and post a letter of credit.

A non-Title IV institution that wishes to establish a score for state authorization purposes may have one calculated from its most recent audited financial statement by a certified public accountant using the USDE's prescribed method. Cash monitoring and other USDE Title IV participation requirements can bolster a low score are not available to these schools.

Meeting of the
OKLAHOMA STATE REGENTS FOR HIGHER EDUCATION
October 23, 2025

AGENDA ITEM #11:

Oklahoma's Promise

SUBJECT:

Possible action on official FY27 funding estimate for the Oklahoma's Promise scholarship program.

RECOMMENDATION:

It is recommended that the State Regents provide to the State Board of Equalization a funding estimate of \$88.2 million for the Oklahoma's Promise scholarship program for fiscal year 2027.

BACKGROUND:

Oklahoma's Promise was created by the Oklahoma Legislature in 1992. The program is designed to increase the education attainment level of Oklahoma's population by providing an incentive for more students to aspire for college, prepare themselves academically in high school, and ultimately earn a college degree or other postsecondary credential.

Students must enroll in the program in the 8th, 9th, 10th 11th, or 12th grade students no later than December 31 of the student's senior year of high school. Beginning in the 2022-2023 school year, there are three levels of income eligibility based on the number of dependent children in the family. Students are eligible to enroll in the program if the federal adjusted gross income of the student's parent(s) does not exceed:

- \$60,000 per year for parents who have one or two dependent children;
- \$70,000 per year for parents who have three or four dependent children; or
- \$80,000 per year for parents who have five or more dependent children.

To earn the scholarship, students must complete a 15-course college preparatory curriculum, achieve at least a 2.50 GPA in the required core curriculum and a 2.50 GPA overall, attend school regularly, and refrain from substance abuse or delinquent acts. Students completing the requirements are eligible for a scholarship equal to public college tuition. In college, students are subject to an annual family income check at \$100,000. To retain the scholarship in college, students must also meet certain academic and conduct requirements.

During the 2007 session, the Oklahoma Legislature passed SB 820 providing a dedicated funding process to ensure full and stable financial support for the program. The implementation of a dedicated funding process for the Oklahoma's Promise program was a long-standing legislative goal of the State Regents.

By statute, the State Regents must provide a funding estimate to the State Board of Equalization no later than November 1 of each year. The funding estimate is for the fiscal year that begins the following July 1. The seven-member State Board of Equalization is comprised of the Governor, Lieutenant Governor, State

Auditor and Inspector, State Treasurer, Attorney General, Superintendent of Public Instruction, and the President of the Board of Agriculture. The Board is responsible for certifying the total amount of funds that the Legislature can appropriate from the state's General Revenue Fund. The Board also has the responsibility to determine the amount of revenue necessary to fund the Oklahoma's Promise scholarships and subtract that amount from the total funds available for appropriation from the General Revenue Fund.

Following are significant changes made to the program in the past ten years:

2017-2018

- Application family income limit increased from \$50,000 to \$55,000 (statutory; first increase since 2000).
- Use of scholarship expanded to include most Career Tech programs (statutory).

2018-2019

- Prohibited scholarship payments for remedial, non-credit courses (statutory).
- Required an annual check of \$100,000 family income limit for Oklahoma's Promise college students rather than the previous one-time check when the student was an incoming freshman (statutory).
- Cap of 129 college credit hours placed on the scholarship beginning with the 2018 high school graduating class (cap mandated by statute; specific 129-hour limit set by State Regents in rules).

2021-2022

- Application family income limit increased from \$55,000 to \$60,000 (statutory).
- Application period expanded to include the 11th grade (statutory; previously grades 8 – 10).

2022-2023

- Application family income limit modified and increased based on the number of dependent children (statutory).
 - \$60,000 per year for parents who have one or two dependent children;
 - \$70,000 per year for parents who have three or four dependent children; or
 - \$80,000 per year for parents who have five or more dependent children.

2023-2024

- Expanded application window for DHS-custody students until high school graduation (statutory).
- Curriculum requirements reduced from 17 units to 15 to match OSRHE college admission standards (statutory).
- New core curriculum pathway for career tech-bound OKP students aligned with OSDE's Core Diploma Pathway (statutory).

2024-2025

- Extended the application deadline to December 31 of the student's senior year of high school (statutory).
- Added eligibility track for children of certified public classroom teachers with household income up to 700 percent the federal poverty level (statutory).
- Created a hardship exception process for late applicants with Chancellor approval (statutory).

POLICY ISSUES:

The Oklahoma's Promise program plays an important role in the State Regents' goal to increase the proportion of Oklahoma's population earning a college degree or other postsecondary credential.

ANALYSIS:

Based on current data and projections, the funding estimate for the Oklahoma's Promise program in 2026-2027 is \$88.2 million. The number of students expected to receive an Oklahoma's Promise award in 2026-2027 is about 18,355.

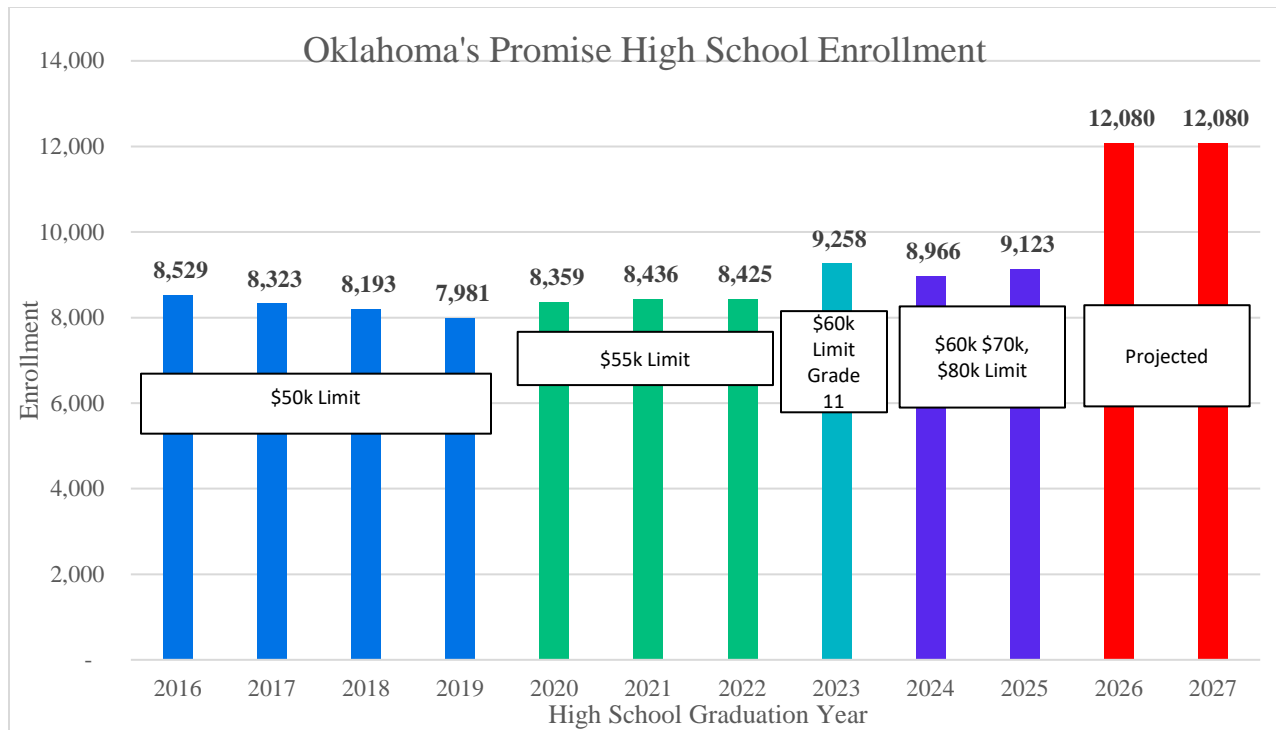
Factors taken into consideration to calculate the estimate include:

- Enrollment rates of 8th through 11th grade students in the program.
- Application submission rates of 12th grade students to the program.
- The rate at which Oklahoma's Promise students complete the high school requirements to be eligible for the scholarship.
- High school-to-college-going rates.
- Student enrollment patterns at colleges in Oklahoma.
- Student persistence/award-retention rates in college.
- The number of college credit hours in which students enroll each semester.
- The tuition rates at each institution.
- Estimated tuition increases for 2026-2027.

High School Student Enrollment in Oklahoma's Promise

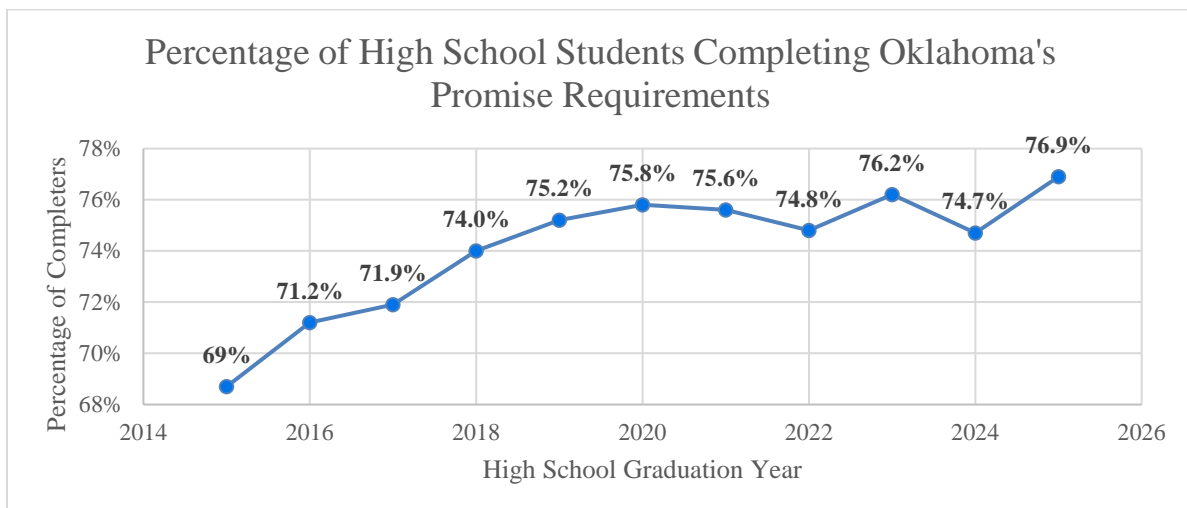
The number of high school students enrolling in Oklahoma's Promise declined steadily from 10,600 in 2012 to 8,000 in 2019. Enrollment then grew to about 8,400 in the high school graduating classes of 2020, 2021 and 2022, reflecting the increase in the application family income limit from \$50,000 to \$55,000. Enrollment in the 2023 graduating class increased significantly to 9,200 due to two primary changes – a further increase in the application family income limit from \$55,000 to \$60,000 and the expansion of the application period to the 11th grade. Additional higher income eligibility categories for students with higher numbers of dependent children were added in 2022-2023 for the 2024 graduating class. The number of applications submitted in the new higher income categories was relatively small and enrollment remained steady for the 2024 and 2025 graduating classes.

In the 2025 legislative session the application window for the program extended to December 31st of students' senior year of high school and a new eligibility track was created for children of certified classroom teachers in Oklahoma public schools. The extended application window and inclusion of new student populations is expected to increase enrollment in upcoming years.



High School Requirement Completion Rates of Oklahoma's Promise Students

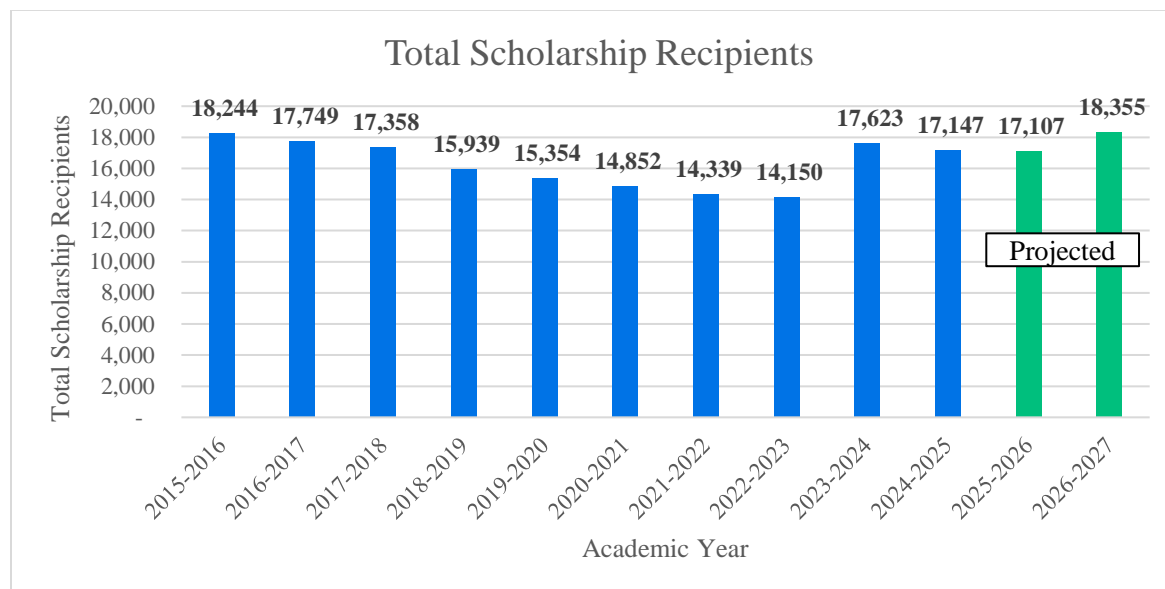
Between 2015 and 2019 the proportion of enrolled students who successfully completed the program's high school requirements to be eligible for the scholarship increased by ten percentage points from 65 percent to 75 percent. Since 2019, the completion rates have remained consistent in the 74.8 percent to 76.2 percent range. However, the graduating class of 2025 had a program completion rate of 76.9 percent, marking an 11.5 percent growth in this metric over a decade and the highest rate in program history.



Projected Scholarship Recipients

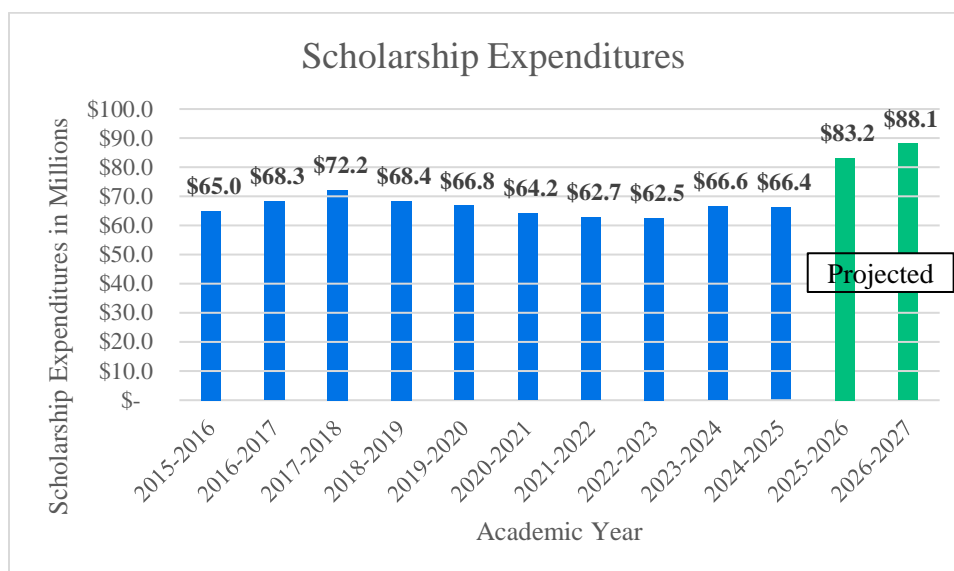
The number of scholarship recipients has declined significantly for over a decade. Due in large part to the 2017 legislative fiscal reforms, the largest single year drop was in 2018-2019 which saw a reduction of

1,400 or eight percent compared to 2017-2018. However, in the 2023-2024 academic year, the number of scholarship recipients began to rise again, increasing by nearly 750. Increases in scholarship recipients are expected in upcoming years due to the expanded application window into students' senior year of high school and the addition of the teacher eligibility track.



Scholarship Expenditures

From 2017-2018 to 2022-2023, annual scholarship expenditures decreased from \$72.2 million to \$62.5 million, a decline of \$9.7 million or 13 percent. Two primary factors contributed to the cost savings – (1) the implementation of statutory fiscal reforms approved by the Legislature in 2017, and (2) an increase in the number of state system institutions that did not raise tuition. Several factors are contributing to an increase in scholarship expenditures projected in future years, including increased participation in the program, increased completion rates of participants, and legislative changes leading to more students qualifying for the program.



Sources of Funding and Year End Trust Fund Balances

As shown below, the program's trust fund had a balance of \$24 million at the end of FY2025. The FY2026 estimations have increased due to unprecedented student enrollment and completion rates and legislated expansions to the program. The additional unanticipated increase will be budgeted from the trust fund and the program trust fund balance is expected to reach about \$20.1 million by June 30, 2026.

For FY2027 we are projecting a \$88.1 million funding estimate for the program.

Oklahoma's Promise Funding Sources / Year End Trust Fund Balances

Fiscal Year	Funding Estimate	From General Revenue	Budgeted From Trust Fund	June 30 Trust Fund Balance	Balance as % of Funding
FY-11 actual	\$57,000,000	\$57,000,000		\$15,626,849	27.4%
FY-12 actual	\$63,200,000	\$63,200,000		\$20,121,256	31.8%
FY-13 actual	\$63,000,000	\$57,000,000	\$6,000,000	\$19,852,259	31.5%
FY-14 actual	\$62,700,000	\$57,000,000	\$5,700,000	\$12,400,074	19.8%
FY-15 actual	\$61,000,000	\$57,000,000	\$4,000,000	\$4,910,968	8.1%
FY-16 actual	\$61,700,000	\$59,000,000	\$2,700,000	\$649,223	1.1%
FY-17 actual	\$67,800,000	\$67,800,000	\$0	\$521,449	0.8%
FY-18 actual	\$74,300,000	\$74,300,000	\$0	\$2,120,053	2.9%
FY-19 actual	\$76,800,000	\$76,800,000	\$0	\$10,867,838	14.2%
FY-20 actual	\$77,300,000	\$77,300,000	\$0	\$22,600,628	29.2%
FY-21 actual	\$72,400,000	\$70,000,000	\$2,400,000	\$29,066,612	40.1%
FY-22 actual	\$69,400,000	\$65,400,000	\$4,000,000	\$32,795,857	47.3%
FY-23 actual	\$64,800,000	\$58,800,000	\$6,000,000	\$28,744,145	44.4%
FY-24 actual	\$67,700,000	\$67,700,000	\$0	\$29,421,214	43.5%
FY-25 actual	\$71,800,000	\$67,700,000	\$4,100,000	\$24,035,754	33.5%
FY-26 estimated	\$83,200,000	\$70,000,000	\$13,200,000	\$20,950,294	25.2%
Total Budgeted from Trust Fund FY-13 to FY-26			\$48,100,000		
FY-27 estimated	\$88,200,000	\$80,000,000	\$8,200,000	\$27,864,834	31.6%
FY-28 estimated	\$81,400,000				
FY-29 estimated	\$83,100,000				

Meeting of the
OKLAHOMA STATE REGENTS FOR HIGHER EDUCATION
October 23, 2025

AGENDA ITEM #12:

E&G Budget.

SUBJECT:

Possible action on FY27-FY29 appropriations request.

This item will be available at the meeting.

Meeting of the
OKLAHOMA STATE REGENTS FOR HIGHER EDUCATION
October 23, 2025

AGENDA ITEM #13:

Revenue Bonds.

SUBJECT:

Possible action on Statement of Essential Facts for the University of Oklahoma's General Revenue Refunding Bonds, Series 2025A.

RECOMMENDATION:

It is recommended that the State Regents certify to the Attorney General of Oklahoma that the Statements of Essential Facts for the University of Oklahoma, General Revenue Refunding Bonds, Series 2025A, in an amount not to exceed \$190,000,000, is substantially accurate.

BACKGROUND:

For general revenue bonds issued pursuant to Title 70, O.S., Section 3305(n) and 3980.1 et seq., a Statement of Essential Facts shall be prepared by the issuing Board of Regents for the use of and information of prospective bond purchasers. This process requires that the State Regents examine the Statement of Essential Facts and, if found to be substantially accurate, certify such to the Attorney General of Oklahoma. This series represents the twenty-fifth series to be issued under the "General Obligation" legislation for the University of Oklahoma.

POLICY ISSUES:

None.

ANALYSIS:

The proceeds received from the sale of the Series 2025A bonds will be used (a) to refund the outstanding principal amount of all or some of the tax-exempt series 2014A, refunding 2014C, 2015A and the 2015C (the "Refunded Bonds"), (b) to provide for bond insurance, if any acquired, and (c) to pay the costs of issuance.

The bonds to be issued as fully registered bonds will be payable on July 1 each of the years 2026 through 2044, with interest payments commencing on July 1, 2026, and semiannually each year thereafter. The bonds are special obligations of the Board of Regents of the University of Oklahoma. These bonds are being issued on parity with the following existing general revenue bond issuances: 2012D, 2013A, 2013B, 2013D, 2014B, 2015B, 2015D, 2016A, 2016B, 2016C, 2017A, 2017B, 2017C, 2020A, 2020B, 2020C, 2024A and 2024B.

The University has pledged, as security for the bonds the General Revenues consisting of any or all revenues of the University derived from or attributable to any member of the financing system as defined in the bond resolution to include housing rental revenue, but excluding appropriated tax revenue, and any restricted revenue. No reserve requirement will be established with respect to this series of bonds. The pledged revenues as anticipated by the University's Board will provide sufficient revenue to pay principal and interest on the Bonds.

The Statement of Essential Facts as reflected in the Preliminary Official Statement for the refunding of the Refunded Bonds has been reviewed and found to be substantially accurate. Projected revenue, as described in the Statement, will assure that revenues will be adequate to cover debt service requirements. The University of Oklahoma maintains compliance with their Board of Regents' "Debt Policy," and will support the bonds by an achievable financial plan that will include servicing the debt, meeting new or increased operating costs, and maintaining an acceptable debt service coverage ratio.

A copy of the Preliminary Official Statement is available for review.

A listing of the Refunded Bonds being refunded by the bond proceeds include:

1. Series 2014A Bonds - \$6,135,000 principal outstanding
2. Series 2014C Bonds - \$41,100,000 principal outstanding
3. Series 2015A Bonds - \$22,520,000 principal outstanding
4. Series 2015C Bonds - \$104,650,000 principal outstanding

The Series 2025 financing is currently anticipated to generate total net present value savings from the refinancing of \$11.9 million, or 6.85%. The refunding of each series currently meets the required minimum savings percentage requirements of 3% and range from 3.4% to 7.8%.

Financial data was provided by the University of Oklahoma and reviewed by Mr. Mike Newman, Financial Advisor to the University, Stewart Berkinshaw, Vice President and Chief Financial Officer for the University of Oklahoma, and internally reviewed by Nick Hathaway, Vice Chancellor for Budget and Finance

Meeting of the
OKLAHOMA STATE REGENTS FOR HIGHER EDUCATION
October 23, 2025

AGENDA ITEM #14:

Fiscal Policy.

SUBJECT:

Posting of revisions to State Regents' policy 4.15.4 – *Waiver of Tuition*.

RECOMMENDATION:

It is recommended that the State Regents post revisions to Section 4.15.4 of the OSRHE Policy Manual.

BACKGROUND:

The Oklahoma State Regents for Higher Education (OSRHE) set forth policy and procedures on various areas of the financial administration of the agency and State System. The policy revisions have been drafted with the intent of making revisions to the Tuition for Dependents of Peace Officers, Firefighters and Emergency Medical Technicians policy.

ANALYSIS:

The proposed revisions are the result of statutory changes implemented by HB 1795 in 2024 that include the waiver of fees in addition to waivers for tuition and room and board for dependents of peace officers, firefighters and emergency medical technicians killed in the line of duty. Revisions also align language more closely with 70 O.S. §§ 3218.7 & 3218.7-1.

It is recommended that the proposed revisions to Section 4.15.4 of Chapter 4 (Budget and Fiscal Affairs) be posted.

Attachment.

4.15.4 Waiver of Tuition

A. ...

4. Tuition for Dependents of Peace Officers, Firefighters and Emergency Medical Technicians.

- a. No tuition shall be charged to dependents of ~~Oklahoma peace officers, firefighters, and emergency medical technicians killed in the line of duty;~~
 - i. Oklahoma peace officers as defined by 21 O.S. § 648 killed in the line of duty,
 - ii. Oklahoma firefighters as defined by 70 O.S. § 3218.7 killed in the line of duty,
 - iii. Members of the Oklahoma Law Enforcement Retirement System killed in the line of duty or whose disability is by means of personal and traumatic injury of a catastrophic nature, as defined by 47 O.S. § 2-300, and occurred in the line of duty, and
 - iv. Emergency medical technicians as defined by 70 O.S. § 3218.7 and licensed pursuant to 63 O.S. § 2505 killed in the line of duty.

Institutions shall grant waivers to eligible persons upon presentation of evidence that the deceased ~~or disabled~~ person was among those stated in this section ~~a peace officer as defined pursuant to 21 O.S. § 648, or a firefighter or emergency medical technician as defined pursuant to 70 O.S. § 3218.7.~~

- b. No ~~mandatory or academic services fees nor room or~~ and board charges shall be assessed for dependents of ~~deceased or disabled members of the Oklahoma Law Enforcement Retirement System and is considered a service benefit to the member pursuant to 70 O.S. § 3218.7-1;~~
 - i. Oklahoma peace officers as defined by 21 O.S. § 648 killed in the line of duty,
 - ii. Oklahoma firefighters as defined by 70 O.S. § 3218.7-1 killed in the line of duty,
 - iii. Members of the Oklahoma Law Enforcement Retirement System killed in the line of duty, and
 - iv. Emergency medical technicians as defined by 70 O.S. § 3218.7 and licensed pursuant to 63 O.S. § 2505 killed in the line of duty.
- c. Waivers are limited to a period of five (5) years from the date of the first waiver. Institutions shall grant waivers to eligible persons upon presentation of evidence that the deceased or disabled person was among those stated in this section, and such waivers shall be considered a service benefit of such persons. These waivers will not be counted toward the resident waiver limit established in State Regents policy.
- d. Dependent refers to any child no more than twenty-three (23) years of age of an Oklahoma peace officer, firefighter, member of the Oklahoma Law Enforcement Retirement System or emergency medical technician killed or disabled in the line of duty as stated in this section.

Meeting of the
OKLAHOMA STATE REGENTS FOR HIGHER EDUCATION
October 23, 2025

AGENDA ITEM #15:

EPSCoR.

SUBJECT:

Possible action to allocate matching funds for NASA EPSCoR projects.

RECOMMENDATION:

It is recommended that the State Regents approve EPSCoR matching funds in the amount of \$50,000 to participating institutions for NASA EPSCoR projects.

BACKGROUND:

Seven federal agencies have EPSCoR or similar programs to encourage the development of competitive sponsored research in states that have historically had little federally sponsored research. The federal agencies are the National Science Foundation, the National Institutes of Health, the Environmental Protection Agency, the Department of Energy, the Department of Defense, the National Aeronautics and Space Administration, and the United States Department of Agriculture. Oklahoma is one of 29 states that participate in a program at one or more federal agencies.

POLICY ISSUES:

This recommendation is consistent with State Regents' policy and actions.

ANALYSIS:

The State Regents have committed \$150,000 in matching funds for three-year NASA EPSCoR program for the proposal "Hybrid CPU/GPU Parallelization and Reduced-order Models for Efficient Nonlinear Multiscale Modeling of Advanced Composite Materials." In October of 2025 the proposal submitted by Oklahoma State University was awarded federal funding in the amount of \$1,000,000 over the five-year period. It is recommended that the State Regents approve the allocation of \$50,000 for the first year of this award.

Meeting of the
OKLAHOMA STATE REGENTS FOR HIGHER EDUCATION
October 23, 2025

AGENDA ITEM #16:

Contracts and Purchases.

SUBJECT:

Possible action on purchases over \$100,000 for FY26.

RECOMMENDATION:

It is recommended that the State Regents approve FY26 purchases for amounts exceeding \$100,000.

BACKGROUND:

Agency purchases are presented for State Regents' action. They relate to previous board action and the approved agency budgets.

POLICY ISSUES:

The recommended action is consistent with the State Regents' purchasing policy which requires State Regents' approval of purchases exceeding \$100,000.

ANALYSIS:

The items below exceed \$100,000 and require State Regents' approval prior to issuing a purchase order.

CORE

- 1) SHI in the amount of \$140,551.05 for this Cloud Service Enterprise Edition renewal, this service renewal streamlines the application process and allow students and institution staff the ability to get instant access to the information they need to check the status of an application for faster processing. (Funded from 210-15115).

OneNet

- 2) Carahsoft in the amount of \$171,628.48 for the yearly renewal of VMware vShpere Foundation. This renewal is required to support critical OneNet services and virtual collocation for subscribers. Costs recovered through OneNet subscriber fees. (Funded 718-OneNet).

OCAN

- 3) Dobson Technologies in the amount of \$425,000 to relocate OCAN fiber optic cable along Interstate 40 in Pottawatomie County due to ODOT road construction project. Cost recovered through OCAN subscriber fees. (Funded 720-OCAN).

- 4) Carahsoft in the amount of \$100,065.41 to replace end-of-life routers at various OCAN subscriber sites. These provide 1G/10G services to local school districts, libraries and hospitals along the OCAN fiber route. Costs recovered through OCAN subscriber fees. (Funded 720-OCAN).

Meeting of the
OKLAHOMA STATE REGENTS FOR HIGHER EDUCATION
October 23, 2025

AGENDA ITEM #17:

Endowment.

SUBJECT:

Possible action on Endowment Trust Fund Investment Performance Report and annual distribution schedule.

RECOMMENDATION:

It is recommended that the State Regents approve a distribution of 4.5 percent of the rolling average of June 30th market values totaling to the amount of \$38.3 million for fiscal year 2025, and \$6.8 million for prior years' carryover – totaling approximately \$45.2 million – for institutional expenditure from eligible Endowment Trust Fund accounts and approve the corresponding account reports for the year-ended June 30, 2025.

BACKGROUND:

With the allocation at the May 27, 2023, meeting, the State Regents have allocated a total of approximately \$497.8 million to the Endowment Trust Fund for chairs, professorships and lectureships and from state appropriations since inception of the program in 1988. The last several years' allocations are dedicated to bond debt service with the exception of the one-time transfer in FY2012 of \$146.9 million from the EDGE Trust. The 2008 legislature increased the debt service for endowed chairs bonding authority by \$4,899,645, and in 2021 approved additional bonding authority that resulted in \$161 million to clear the queue of accounts awaiting state matching funds. The current total allocation is \$21.5 million in state appropriations to cover the debt service obligation.

These allocations are to support the establishment of faculty chairs and professorships and for related activities to improve the quality of instruction and research at colleges and universities in the State System. State Regents allocated \$30 million for the Langston University Endowment beginning in 1999 and completed the full commitment with the FY2015 allocation. In addition to state funding, the trust fund contains some private matching funds and unrestricted gifts.

In September 2003, the endowment distribution policy was revised to allow for 4.5 percent of the three-year average market value at June 30 to be available for distribution. This revision became effective with the FY04 distribution. It has been a long-standing practice that our distribution approval has included previous year's carryover funds. This item includes only one-half of those funds for available distribution for FY2024, as the earnings of the trust aren't sufficient to continue this practice at the full amount of the undrawn, cumulative carryover..

POLICY ISSUES:

Investments for the Endowment Trust Fund have been made in compliance with the State Regents' investment policy and relevant State Statutes.

ANALYSIS:

The market value of the trust fund was \$1.306 billion, as of June 30, 2025. In FY25, the fund posted a return of approximately 5.9 percent in unitized value for the fiscal year.

The State Regents' current investment policy provides that "the investment committee shall determine the distribution...The distribution will not necessarily be equivalent to actual earnings during the year, but to maintain a distribution rate from year to year that, as a goal, will approximate 4.5 percent of the asset values based on an average of the past three years for the endowment trust fund." The attached distribution schedule reflects the distribution available for each eligible Endowment Trust Fund account and is presented for approval.

In addition to the regular annual 2025 endowment distribution, it is recommended that the State Regents approve a one-time allotment of appreciated funds that are available due to unspent funds originally budgeted for expenses related to the administration of the endowment. The one-time transfer will be allotted on a pro-rata account basis and leave an appropriate balance sufficient to continue the administrative duties of the trust.

OKLAHOMA STATE REGENTS' ENDOWMENT TRUST FUND--2025 DISTRIBUTION SCHEDULE

Account	Account Balance 6/30/2025	Account Balance 6/30/2024	Account Balance 6/30/2023	Three-year Average Mrkt. Value	# Qrts	FY25 Available Distribution	FY24 Carryover	Total Available Distribution	Distribution Requested
University of Oklahoma									
760001 David A. Burr Chair in Letters	1,455,512.97	1,378,654.62	1,310,518.75	1,381,562.11	4	62,170.30	57,492	119,662	
760002 Helen Robson Walton Centennial Chair in Marketing Strategy	1,707,581.81	1,691,982.40	1,678,112.62	1,692,558.95	4	76,165.15	-	76,165	
760003 Puterbaugh Chair in American Enterprise	540,868.06	512,307.52	486,988.26	513,387.95	4	23,102.46	20,522	43,625	
760004 Hitachi Ltd. Chair in Computer Science	1,007,854.80	999,658.44	998,136.62	1,001,883.29	4	45,084.75		45,085	
760005 Asahi Glass Company Chair in Chemical Engineering	899,008.85	891,113.99	889,204.88	893,109.24	4	40,189.92		40,190	
760006 Grayce B. Kerr Centennial Chair - Chemistry and Biochemistry (Public)	857,738.66	850,206.22	848,384.98	852,109.96	4	38,344.95		38,345	
760007 Grayce B. Kerr Centennial Chair - Chemistry and Biochemistry (Private)	870,591.50	862,946.19	861,097.33	864,878.34	4	38,919.53		38,920	
760008 Eberly Family Chair in Geology and Geophysics	843,651.86	836,243.13	834,451.34	838,115.45	4	37,715.20		37,715	
760009 Eberly Family Chair in Petroleum & Geological Engineering	986,008.58	977,196.74	972,508.40	978,571.24	4	44,035.71		44,036	
760010 G.T. and Libby Blankenship Chair in the History of Liberty (formerly Free	1,227,766.15	1,216,984.23	1,214,377.03	1,219,709.13	4	54,886.91		54,887	
760011 Henry Bellmon Chair in Public Service	562,750.99	533,034.93	533,993.67	543,259.86	4	24,446.69	12,002	36,449	
760012 Charles and Peggy Stephenson Chair in Petroleum Engineering	1,042,165.68	987,134.13	938,347.99	989,215.93	4	44,514.72	39,590	84,105	
760013 Benjamin H. Perkinson Chair in Aerospace & Mechanical Engineering	175,528.35	179,618.58	170,741.47	175,296.14	4	7,888.33		7,888	
760014 Robert Edwards Lowry Chair in Meteorology	826,715.40	819,455.41	817,699.84	821,290.21	4	36,958.06		36,958	
760015 Fenelon Boesche Law Dean's Chair	561,271.38	556,344.97	555,157.48	557,591.27	4	25,091.61		25,092	
760016 John A. & Donnie Brock Chair in Energy Economics and Policy	1,529,795.33	1,449,014.49	1,377,401.30	1,452,070.38	4	65,343.17	50,308	115,652	
760017 Schusterman/Josey Chair in Judaic History	1,169,734.22	1,159,461.67	1,156,973.10	1,162,056.33	4	52,292.53		52,293	
760018 L. A. Comp Chair in Aerospace and Mechanical Engineering	1,329,234.66	1,317,561.67	1,314,738.94	1,320,511.76	4	59,423.03		59,423	
760019 William J. Crowe, Jr. Chair in Geopolitics	1,607,213.33	1,593,104.90	1,589,702.79	1,596,673.67	4	71,850.32		71,850	
760020 Edward Lamb McCollough Chair in Geology and Geophysics	1,743,360.69	1,728,441.14	1,780,911.97	1,750,904.60	4	78,790.71		78,791	
760021 J.C. Penney Company Chair in Business Leadership	2,843,577.88	2,818,558.44	2,811,707.78	2,824,614.70	4	127,107.66		127,108	
760022 McCasland Chair in Petroleum Engineering	1,558,029.24	1,544,347.03	1,541,038.62	1,547,804.96	4	69,651.22		69,651	
760023 Gene and Elaine Edwards Family Chair in Law	591,097.87	585,902.38	584,568.43	587,189.56	4	26,423.53		26,424	
760024 George L. Cross Chair in Botany & Microbiology	1,079,130.14	1,022,146.68	971,630.15	1,024,302.32	4	46,093.60	42,419	88,513	
760025 Floyd & Martha Norris Chair in Law	1,280,348.71	1,269,491.35	1,294,989.47	1,281,609.84	4	57,672.44		57,672	
760026 Paul H. and Doris Eaton Travis Chair in Modern American History	1,047,215.18	1,038,018.81	1,035,794.94	1,040,342.98	4	46,815.43		46,815	
760027 Sun Company Chair in Civil Engineering & Environmental Science (forme	294,765.36	292,176.80	291,550.85	292,831.00	4	13,177.40		13,177	
760028 Rainbolt Chair in Finance (12/14/95)	689,388.81	683,334.78	681,871.05	684,864.88	4	30,818.92		30,819	
760029 Rath Chair in Strategic Management	1,311,380.39	1,328,991.80	1,263,310.37	1,301,227.52	4	58,555.24		58,555	
760030 Rath Chair in Accounting	867,662.57	860,042.99	858,200.36	861,968.64	4	38,788.59		38,789	
760031 Charles B. Jr. & Jean Smith Chair in Electrical & Computer Engineering	745,427.44	738,875.98	737,203.02	740,502.15	4	33,322.60		33,323	
760032 Kenneth E. McAfee Chair in Law	662,477.54	656,614.97	670,183.73	663,092.08	4	29,839.14		29,839	
760033 Carol Elizabeth Young Chair in Honors	1,256,480.72	1,219,645.30	1,159,367.99	1,211,831.33	4	54,532.41	28,539	83,071	
760034 Tilley Chair in Electrical Engineering	970,535.26	961,669.52	953,795.14	961,999.97	4	43,290.00		43,290	
760035 James G. Harlow, Jr. Chair in Bus. Ethics and Community Service	725,025.19	718,649.44	716,960.94	720,211.85	4	32,409.53		32,410	
760036 Charles Marion Russell Memorial Chair	836,360.20	829,371.07	826,553.04	830,761.44	4	37,384.26		37,384	
760037 Michael F. Price Chair #1	2,220,277.17	2,200,711.88	2,194,853.88	2,205,280.98	4	99,237.64		99,238	
760038 Bruce Alonzo Goff Chair in Creative Architecture	537,473.76	532,753.82	531,612.94	533,946.84	4	24,027.61		24,028	
760039 Anadarko (formerly Kerr-McGee) Centennial Professorship of Geology	584,438.22	553,576.96	526,218.08	554,744.42	4	24,963.50	22,183	47,147	
760040 Anadarko (formerly Kerr-McGee) Cent Professorship of Petroleum Enginee	927,758.33	878,768.06	835,337.59	880,621.33	4	39,627.96	34,019	73,647	
760041 Siegfried Centennial Chair of Marketing and Supply Chain Management (u	915,720.99	908,044.41	904,992.38	909,585.93	4	40,931.37		40,931	
760042 McMahon Centennial Professorship of News Communication	473,231.14	469,075.35	468,070.19	470,125.56	4	21,155.65		21,156	
760043 Earl Sneed Professorship of Law	377,988.13	374,808.77	374,027.80	375,608.23	4	16,902.37		16,902	
760044 Conoco/Dupont Centennial Professorship of Chemical Engineering	416,194.70	412,539.79	411,655.97	413,463.49	4	18,605.86		18,606	
760045 KPMG Peat Marwick Centennial Professorship of Accounting	418,361.58	414,687.64	413,799.12	415,616.11	4	18,702.73		18,703	
760046 C.M. Sliepcevich Centennial Professorship of Chemical Engineering and M	418,274.58	414,601.40	413,713.17	415,529.72	4	18,698.84		18,699	
760047 OG&E Professorship of Electrical Engineering	566,303.38	561,211.36	557,992.14	561,835.63	4	25,282.60		25,283	
760048 ATT (formerly SW Bell Foundation)Chair of Engineering (upgraded)	957,872.73	949,460.94	947,426.82	951,586.83	4	42,821.41		42,821	
760049 Lesch Centennial Chair in Mechanical Engineering (upgraded)	822,849.63	842,297.57	800,669.54	821,938.91	4	36,987.25		36,987	
760050 McCasland Foundation Professorship of American Free Enterprise	669,455.73	663,362.41	671,499.75	668,105.96	4	30,064.77		30,065	
760051 Joe & Robert E. Klabzuba Chair of Geology and Geophysics (upgraded)	561,024.46	556,225.20	573,174.55	563,474.73	4	25,356.36		25,356	
760052 C. E. Page Professorship of Aviation/Aerospace Studies	408,745.44	405,155.95	404,287.95	406,063.11	4	18,272.84		18,273	
760053 John Saxon Chair in Ancient History (upgraded)	711,743.80	705,493.48	703,982.31	707,073.20	4	31,818.29		31,818	
760054 John F.Y. Stambaugh Centennial Professorship in Accounting	466,849.16	462,749.43	461,758.08	463,785.55	4	20,870.35		20,870	
760055 Chevron Centennial Professorship of Engineering and Geosciences (former	521,584.31	494,042.05	469,625.51	495,083.96	4	22,278.78	20,603	42,882	
760056 Glenn R. Watson Centennial Chair in Law (upgraded)	794,260.10	787,318.32	785,636.68	789,071.70	4	35,508.23		35,508	

OKLAHOMA STATE REGENTS' ENDOWMENT TRUST FUND--2025 DISTRIBUTION SCHEDULE

Account	Account Balance 6/30/2025	Account Balance 6/30/2024	Account Balance 6/30/2023	Three-year Average Mrkt. Value	# Qrts	FY25 Available Distribution	FY24 Carryover	Total Available Distribution	Distribution Requested
760057 MAPCO Professorship of Environmental Quality	532,161.14	504,060.37	479,148.70	505,123.41	4	22,730.55	21,021	43,751	
760058 Floyd . and Irma Calvert Chair in Law and Liberty (upgraded)	711,245.28	673,687.98	640,392.97	675,108.74	4	30,379.89	25,042	55,422	
760059 Jeanne Hoffman Smith Professorship of Film & Video Studies	539,430.03	534,705.93	533,863.84	535,999.93	4	24,120.00		24,120	
760060 Engleman/Livermore Professorship of Community Journalism	465,154.59	460,999.79	458,825.95	461,660.11	4	20,774.71		20,775	
760061 Dolores K. & Walter Neustadt, Jr. Professorship of Comparative Literature	404,975.68	401,419.30	400,559.54	402,318.17	4	18,104.32		18,104	
760062 Ruth Verne Davis Reaugh Professorship of Music	396,827.58	375,873.10	383,367.67	385,356.12	4	17,341.03	8,468	25,809	
760063 Welcome D. Pierson & W. Devier Pierson Professorship of Law	397,568.63	394,072.33	393,143.70	394,928.22	4	17,771.77		17,772	
760064 Coca Cola Professorship of Native American Studies	283,032.12	280,546.60	279,945.27	281,174.67	4	12,652.86		12,653	
760065 John W., Jr. & Barbara J. Branch Prof. of Accounting (12/15/95)	435,559.66	412,559.94	392,170.40	413,430.00	4	18,604.35	16,935	35,539	
760066 Morris R. Pitman Professorship of Engineering	337,789.15	334,822.77	334,105.45	335,572.46	4	15,100.76		15,101	
760067 Reach for Excellence of Honors Chair (formerly Professorship of Honors #	1,641,048.40	1,554,392.84	1,501,897.52	1,565,779.59	4	70,460.08	54,274	124,734	
760068 Reach for Excellence Professorship of Honors #2	0.00	0.00	0.00	(0.00)	4	(0.00)	1,915	1,915	
760069 Judge Haskell A. Holloman Professorship of Law	344,274.37	341,251.04	340,520.17	342,015.19	4	15,390.68		15,391	
760070 Ruby K. Powell Professorship of Marketing	301,660.06	299,010.86	298,368.48	299,679.80	4	13,485.59		13,486	
760071 Lissa and Cy Wagner Professorship of Geology and Geophysics	458,993.59	467,547.90	444,440.75	456,994.08	4	20,564.73		20,565	
760072 W.P. Wood Professorship of Management Information Systems	249,571.81	247,382.56	246,931.42	247,961.93	4	11,158.29		11,158	
760073 Michael F. Price Student Investment Fund Professorship	317,384.77	300,625.26	285,767.76	301,259.26	4	13,556.67	11,321	24,878	
760074 Reach for Excellence Professorship of Honors #3	256,985.33	260,433.03	247,561.91	254,993.42	4	11,474.70		11,475	
760075 Hugh Roff Professorship of Law	354,203.59	351,172.33	361,832.57	355,736.16	4	16,008.13		16,008	
760076 Sam A. Wilson Professorship of Chemical Engineering	342,268.25	339,262.55	338,535.71	340,022.17	4	15,301.00		15,301	
760077 Reach for Excellence Professorship of Honors #4	281,979.25	279,904.05	278,904.05	280,128.77	4	12,605.79		12,606	
760078 Charles E. Foster Chair in Aerospace & Mechanical Engineering (upgraded	547,615.14	542,756.60	540,753.57	543,708.43	4	24,466.88		24,467	
760079 Dale Looper Chair in Accounting	731,250.76	724,835.08	723,493.38	726,526.41	4	32,693.69		32,694	
760080 W. Ross Johnston Chair in Finance	674,000.61	668,081.72	666,650.55	669,577.63	4	30,130.99		30,131	
760081 Edward L. & Thelma Gaylord Chair of Journalism & Mass Media (upgrade	894,320.10	886,389.73	883,189.79	887,966.54	4	39,958.49		39,958	
760082 Martin G. Miller Chair in Petroleum & Geological Engineering	908,511.12	900,533.06	898,607.62	902,550.60	4	40,614.78		40,615	
760083 Case-Hooper Professorship of Zoology	507,139.33	502,487.06	498,039.39	502,555.26	4	22,614.99		22,615	
760084 Rudolph C. Bambas Professorship of English	429,448.32	406,771.30	386,667.85	407,629.16	4	18,343.31	13,509	31,853	
760085 Glen McLaughlin Chair of Business Ethics	711,277.37	673,718.37	640,421.87	675,139.20	4	30,381.26	25,570	55,951	
760086 John W. and Mary D. Nichols Chair in Dance (upgraded)	638,432.10	632,825.56	631,469.79	634,242.48	4	28,540.91		28,541	
760087 Reach for Excellence Professorship of Honors #5	306,307.06	310,134.82	294,807.34	303,749.74	4	13,668.74		13,669	
760088 Reach for Excellence Professorship of Honors #6	0.00	0.00	0.00	0.00	4	0.00		0	
760089 Reach for Excellence Professorship of Honors #7	0.00	0.00	0.00	0.00	4	0.00		0	
760090 Alumni Professorship of Petroleum and Geological Engineering	356,936.73	353,704.95	351,297.31	353,979.67	4	15,929.08		15,929	
760091 Mavis C. Pitman Professorship of Music History	320,065.69	317,254.95	316,575.26	317,965.30	4	14,308.44		14,308	
760092 Michael F. Price Chair in International Business #1	1,172,973.61	1,162,655.91	1,159,877.43	1,165,168.98	4	52,432.60		52,433	
760093 Michael F. Price Professorship of Finance	333,061.06	330,218.16	340,486.92	334,588.71	4	15,056.49		15,056	
760094 Lester Wilkonson Chair of Engineering (upgraded)	591,804.57	560,554.33	532,850.62	561,736.51	4	25,278.14	21,189	46,467	
760095 A. Blaine Imel, Jr., Professorship of Architecture	269,103.88	266,707.52	265,573.27	267,128.23	4	12,020.77		12,021	
760096 Thomas Sherman Grant and Lizzie Lou Oter Grant Chair in Music	1,019,294.92	1,009,841.28	999,154.63	1,009,430.28	4	45,424.36		45,424	
760097 Zarrow Chair in Learning Enrichment	525,359.03	520,745.47	519,629.62	521,911.37	4	23,486.01		23,486	
760098 Francis W. Winn Chair of Chemical Biological & Materials Engineering	742,555.44	736,026.94	734,321.43	737,634.60	4	33,193.56		33,194	
760099 Francis W. Winn Professorship in Chemical, Biological, and Materials Eng	262,680.10	260,373.32	259,815.50	260,956.31	4	11,743.03		11,743	
760100 The Mewbourne Chair in Petroleum Engineering #1	1,315,489.12	1,293,156.26	1,268,387.38	1,292,344.26	4	58,155.49		58,155	
760101 Reach for Excellence Professorship of Honors #8	339,007.12	336,030.07	335,310.46	336,782.55	4	15,155.21		15,155	
760102 Michael F. Price Chair #2	2,464,910.88	2,443,084.21	2,434,788.73	2,447,594.61	4	110,141.76		110,142	
760103 Michael F. Price Chair in International Business #2	1,641,888.80	1,626,927.66	1,614,239.72	1,627,685.39	4	73,245.84		73,246	
760104 Victor E. Monnett Chair in Energy Resources	472,240.12	447,303.48	425,196.85	448,246.82	4	20,171.11	14,852	35,023	
760105 Herman George Kaiser Chair of International Law (upgraded)	643,369.72	637,720.12	636,354.36	639,148.07	4	28,761.66		28,762	
760106 Hudson Family Professorship in History	0.00	0.00	0.00	-	4	-		-	
760107 Judge Fred Daugherty Chair in Law	650,362.36	644,609.61	642,525.63	645,832.53	4	29,062.46		29,062	
760108 J.R. Morris Professorship in Psychology	393,166.49	372,405.33	371,607.26	379,059.69	4	17,057.69	8,406	25,464	
760109 Reach for Excellence Professorship of Honors #9	384,329.36	381,006.61	381,324.81	382,220.26	4	17,199.91		17,200	
760110 Reach for Excellence Professorship of Honors #10	422,614.83	405,217.50	412,967.73	413,600.02	4	18,612.00	6,624	25,236	
760111 Irene and Julian Rothbaum Professorship of History	316,260.46	313,483.14	312,811.08	314,184.89	4	14,138.32		14,138	
760112 R. W. Dick Moore Chair of Finance and Econ. Dev. (upgraded)	861,713.29	854,733.07	853,487.06	856,644.48	4	38,549.00		38,549	
760113 John A. Myers Professorship	323,900.67	321,060.83	320,499.41	321,820.31	4	14,481.91		14,482	
760114 The Mewbourne Chair in Petroleum Engineering #3 (formerly listed as Vis	1,294,982.23	1,279,597.95	1,268,669.57	1,281,083.25	4	57,648.75		57,649	

OKLAHOMA STATE REGENTS' ENDOWMENT TRUST FUND--2025 DISTRIBUTION SCHEDULE

Account	Account Balance 6/30/2025	Account Balance 6/30/2024	Account Balance 6/30/2023	Three-year Average Mrkt. Value	# Qrts	FY25 Available Distribution	FY24 Carryover	Total Available Distribution	Distribution Requested
760115 Tom and Mary Dugan Professorship of Engineering	353,241.74	334,588.81	318,052.77	335,294.44	4	15,088.25	12,648	27,736	
760116 William J. Alley Professorship of Law	389,869.62	386,536.39	385,048.14	387,151.38	4	17,421.81		17,422	
760117A Michael Price Professorship Entrepreneurship #1, formerly listed as Chair #	1,308,669.74	1,297,124.76	1,293,453.94	1,299,749.48	4	58,488.73		58,489	
760117B Michael Price Professorship Entrepreneurship #2, formerly listed as Chair #	1,454,679.48	1,377,865.13	1,309,768.29	1,380,770.97	4	62,134.69	52,084	114,219	
760118 ConocoPhillips Petroleum Professorship of Arabic Language, Literature &	360,204.97	357,041.75	356,276.82	357,841.18	4	16,102.85		16,103	
760119 The Mewbourne Chair in Petroleum Engineering #4 (formerly listed as #3)	1,323,228.91	1,292,776.58	1,268,876.88	1,294,960.79	4	58,273.24	26,564	84,838	
760120 W. Edwin Bryan, Jr. Professorship of Architecture	344,227.51	341,431.67	356,740.60	347,466.59	4	15,636.00		15,636	
760121 Kenneth and Bernadine Russell Professorship of Music (History or Theory)	320,830.94	328,307.06	312,081.47	320,406.49	4	14,418.29		14,418	
760122 H. Russell Pitman Professorship of Architecture (formerly Urban Design)	364,079.87	360,811.30	358,828.22	361,239.80	4	16,255.79		16,256	
760123 H. Russell Pitman Professorship of Art and Art History	324,530.56	321,654.42	320,520.91	322,235.29	4	14,500.59		14,501	
760124 Milus E. Hindman Professorship of Banking and Finance	318,306.14	315,582.09	325,161.97	319,683.40	4	14,385.75		14,386	
760125 Donald Keith Jones Professorship of Honors	361,218.26	357,979.96	356,090.62	358,429.61	4	16,129.33		16,129	
760126 Arch B. and Jo Anne Gilbert Professorship of Law	300,170.52	297,534.50	296,897.29	298,200.77	4	13,419.03		13,419	
760127 Gene Braught Chair in Music	693,702.85	687,510.87	684,340.55	688,518.09	4	30,983.31		30,983	
760128 Ruth G. Hardman Chair in Education	1,278,464.62	1,267,237.49	1,264,522.69	1,270,074.94	4	57,153.37		57,153	
760129 Gaylord Family Visiting Professional Journalism Professorship	468,213.76	464,102.03	463,107.85	465,141.21	4	20,931.35		20,931	
760130 Gaylord Family Endowed Professorship #1	429,638.24	425,865.30	424,952.59	426,818.71	4	19,206.84		19,207	
760131 Gaylord Family Endowed Professorship #2	402,802.72	399,265.42	398,410.22	400,159.45	4	18,007.18		18,007	
760132 Gaylord Family Chair #1	601,039.48	595,761.31	594,485.39	597,095.39	4	26,869.29		26,869	
760133 Gaylord Family Chair #2	668,801.83	684,386.50	650,562.75	667,917.02	4	30,056.27		30,056	
760134 Larry W. Brummett/ONEOK Chair in Rock Mechanics (formerly Prof. in F	705,816.33	668,545.71	666,586.23	680,316.09	4	30,614.22	15,076	45,690	
760135 Williams Professorship of Telecommunications Networking	471,123.03	466,985.75	465,985.28	468,031.36	4	21,061.41		21,061	
760136 Lester A. Day Family Chair for the Dean of the College Earth & Energy for	635,869.98	630,318.86	628,828.32	631,672.39	4	28,425.26		28,425	
760137 American Airlines Professorship of Meteorology	450,851.76	427,044.53	405,939.14	427,945.14	4	19,257.53	17,274	36,532	
760138 ConocoPhillips Petroleum Professorship of Chinese and Asian Studies (for	407,776.61	404,195.62	403,329.69	405,100.64	4	18,229.53		18,230	
760139 Williams Professorship of Engineering	339,394.10	336,413.62	335,692.89	337,166.87	4	15,172.51		15,173	
760140 Clyde Becker, Sr. Endowed Chair in Geology & Geophysics	674,702.94	668,777.88	667,344.99	670,275.27	4	30,162.39		30,162	
760141 Williams Chair in Meteorology	736,905.97	730,441.82	729,109.79	732,152.53	4	32,946.86		32,947	
760142 Gregory D. Kunesch (formerly Weitzenhoffer) Endowed Department Chair	681,904.39	675,916.27	674,471.31	677,430.65	4	30,484.38		30,484	
760143 Weitzenhoffer Professorship of Musical Theater	369,466.78	366,222.21	365,437.61	367,042.20	4	16,516.90		16,517	
760144 Weitzenhoffer Professorship of Musical Theater #2	357,146.43	353,976.28	352,644.75	354,589.15	4	15,956.51		15,957	
760145 Weitzenhoffer Professorship of Arts Management	317,551.60	314,762.95	314,088.60	315,467.72	4	14,196.05		14,196	
760146 Michael F. Price Chair in Business (formerly #4)	3,591,428.78	3,559,839.46	3,550,919.11	3,567,395.78	4	160,532.81		160,533	
760147 Carl E. and Thelma J. Gungoll Family Chair in Petroleum Geology & Geop	795,484.40	753,478.85	716,240.42	755,067.89	4	33,978.05	30,183	64,161	
760148 Kingfisher College Chair in Philosophy of Religion and Ethics	98,562.52	97,719.03	100,685.42	98,988.99	4	4,454.50		4,455	
760149 Bob & Doris Klabzuba Chair in Geology & Geophysics	983,035.83	974,377.85	971,860.43	976,424.70	4	43,939.11		43,939	
760150 Dr. Frieda Derdeyn Bamas Professorship of Piano	355,840.56	352,689.50	351,490.14	353,340.07	4	15,900.30		15,900	
760151 Kandi & Mark McClasland Chair for the Director of the School of Meteor	680,766.80	689,899.72	655,803.50	675,490.01	4	30,397.05		30,397	
760152 Weathernews Chair in Applied Meteorology	663,034.10	657,211.51	655,803.50	658,683.04	4	29,640.74		29,641	
760153 Williams Chair in Telecommunications Networking	1,399,296.14	1,387,007.89	1,384,036.37	1,390,113.47	4	62,555.11		62,555	
760154 Chong K. Liew Chair in Economics	932,268.58	883,040.14	881,148.13	898,818.95	4	40,446.85	19,933	60,380	
760155 Frank Eklouri and Edna Asper Eklouri Professorship of Law	422,128.04	399,837.57	380,076.80	400,680.80	4	18,030.64	13,279	31,310	
760156 The Mewbourne Chair in Petroleum Engineering #2 (formerly listed as #4)	1,408,869.89	1,334,474.52	1,268,522.13	1,337,288.85	4	60,178.00	41,132	101,310	
760157 Aaron Alexander Professorship in Civil Engineering	366,459.33	363,241.18	362,462.98	364,054.50	4	16,382.45		16,382	
760158 James Garner Chair in Drama	741,767.91	735,187.48	749,846.45	742,267.28	4	33,402.03		33,402	
760159 ConocoPhillips Petroleum Company Chair of Latin American Studies	811,875.05	804,751.64	803,043.40	806,556.70	4	36,295.05		36,295	
760160 Gaylord Family Chair #3	700,684.88	694,531.65	693,044.01	696,086.85	4	31,323.91		31,324	
760161 Gaylord Family Endowed Professorship #3	420,931.66	417,235.15	416,341.41	418,169.41	4	18,817.62		18,818	
760162 Gaylord Family Endowed Professorship #4	437,652.90	433,809.59	432,880.14	434,780.88	4	19,565.14		19,565	
760163 Gaylord Family Endowed Professorship #5	591,833.37	560,581.61	532,876.55	561,763.84	4	25,279.37	23,011	48,290	
760164 Gaylord Family Endowed Professorship #6	517,194.48	512,652.61	511,553.82	513,800.30	4	23,121.01		23,121	
760165 Gaylord Family Endowed Professorship #7	507,411.27	502,955.32	501,877.84	504,081.48	4	22,683.67		22,684	
760166 Dr. Henry J. Freede Professorship in Engineering	392,108.26	388,566.97	386,073.77	388,916.33	4	17,501.24		17,501	
760167 Douglas and Hilda Bourne Chair in Chemical Engineering	654,377.49	648,630.93	647,241.30	650,083.24	4	29,253.75		29,254	
760168 Tommy C. Craighead Professorship in Meteorology	629,168.79	623,643.59	622,307.51	625,039.96	4	28,126.80		28,127	
760169 John Steed Chair in Accounting (formerly David C Steed Chair)	973,349.53	921,951.81	876,387.12	923,896.15	4	41,575.33	34,473	76,048	
760170 Steed Professorship in Accounting #1	294,579.28	291,975.11	291,057.16	292,537.18	4	13,164.17		13,164	
760171 Steed Professorship in Accounting #2	428,703.40	406,065.72	385,997.14	406,922.09	4	18,311.49	16,798	35,109	

OKLAHOMA STATE REGENTS' ENDOWMENT TRUST FUND--2025 DISTRIBUTION SCHEDULE

Account	Account Balance 6/30/2025	Account Balance 6/30/2024	Account Balance 6/30/2023	Three-year Average Mrkt. Value	# Qrts	FY25 Available Distribution	FY24 Carryover	Total Available Distribution	Distribution Requested
760172 Robert M. Zinke Chair in Energy Management	1,028,034.40	1,019,489.22	1,058,763.97	1,035,429.20	4	46,594.31		46,594	
760173 Sara Louise Welsh Chair in History	782,543.29	776,028.16	805,577.26	788,049.57	4	35,462.23		35,462	
760174 Peggy V. Helmerich Visiting Professorship in Drama	413,953.32	410,318.09	409,439.04	411,236.82	4	18,505.66		18,506	
760175 Mary Lou Milner Carver Chair (Fine Arts)	677,904.93	642,108.17	610,373.90	643,462.33	4	28,955.80	24,272	53,228	
760176 The Mewbourne Chair in Petroleum Engineering #5	0.00	0.00	398.11	132.70	4	5.97	8,935	8,941	
760177 Max Berry International Programs Center Chair	561,538.93	556,607.63	555,415.14	557,853.90	4	25,103.43		25,103	
760178 Jerome M. & Wanda Otey Westheimer Distinguished Visiting Chair in the	611,491.63	579,201.82	577,968.40	589,553.95	4	26,529.93	13,076	39,606	
760179 Norman R. Gelpman Professorship of Geology & Geophysics	338,558.29	335,586.69	334,870.35	336,338.44	4	15,135.23		15,135	
760180 Charles L. Blackburn Chair	678,263.09	672,302.14	670,783.35	673,782.86	4	30,320.23		30,320	
760181 Robert E. Busch Professorship of Construction Science	281,682.61	279,208.95	278,610.92	279,834.16	4	12,592.54		12,593	
760182 Homer L. Dodge Endowed Chair in High Energy Physics	1,177,976.52	1,167,631.84	1,165,130.37	1,170,246.24	4	52,661.08		52,661	
760183 Harold J. & Ruth Newman Chair in U.S. China Issues	1,224,293.96	1,213,543.58	1,210,825.65	1,216,221.06	4	54,729.95		54,730	
760184 Susan E. Brackett Distinguished Visiting Artist Chair in the School of Danc	557,088.75	552,196.55	551,013.53	553,432.94	4	24,904.48		24,904	
760185 Mr. & Mrs. Laurence S. Youngblood Chair for Energy Librarian	783,934.99	742,539.30	705,841.53	744,105.27	4	33,484.74	31,036	64,520	
760186 Peggy V. Helmerich Chair for the Dean of Libraries	1,233,213.45	1,222,391.95	1,219,792.93	1,225,132.78	4	55,130.98		55,131	
760187 Lew & Myra Ward Chair in Reservoir Characterization	670,238.52	670,238.52	634,846.57	603,471.19	4	28,628.34	25,431	54,059	
760188 Ted A. Kritikos Professorship of Civil Engineering	558,937.61	554,029.16	552,842.21	555,269.66	4	24,987.13		24,987	
760189 Wylodean & Bill Saxon Chair for the Director of the Fred Jones Jr. Museur	585,684.53	580,541.20	579,297.26	581,841.00	4	26,182.84		26,183	
760190 Schusterman Chair in Modern Israel Studies	570,694.57	565,682.88	564,470.97	566,949.47	4	25,512.73		25,513	
760191 Schusterman Professorship of Jewish Religious and Intellectual History	271,867.58	269,480.11	268,902.78	270,083.49	4	12,153.76		12,154	
760192 Homer L. Dodge Endowed Chair in Atomic, Molecular & Chemical Physic	1,189,383.38	1,178,938.84	1,176,418.19	1,181,580.14	4	53,171.11		53,171	
760193 Homer L. Dodge Chair in Astrophysics	1,530,811.64	1,517,258.02	1,548,388.90	1,532,152.85	4	68,946.88		68,947	
760194 Howard & Suzanne Kauffmann Chair in Engineering	1,114,468.35	1,104,681.38	1,102,314.72	1,107,154.82	4	49,821.97		49,822	
760195 Netti Vincent Boggs Professorship of Engineering	296,881.73	294,254.87	293,289.91	294,808.83	4	13,266.40		13,266	
760196 John and Mary Moore Chair in Engineering	581,379.77	576,248.13	574,570.43	577,399.44	4	25,982.97		25,983	
765004 Kaiser Family Foundation/Tulsa Community Chair in Infant/Toddler Educ	2,683,728.41	2,660,160.07	2,654,455.01	2,666,114.50	4	119,975.15		119,975	
760197 David C. Steed Chair in Accounting (formerly Steed Professorship #3)	1,367,826.13	1,355,368.62	1,344,840.98	1,356,011.91	4	61,020.54		61,021	
760198 Dr. David W. Franke Professorship on Computer Science	308,069.45	305,364.07	304,709.86	306,047.79	4	13,772.15		13,772	
760199 Luke R. Corbett Chair in Exploration and Development of Geosciences	772,361.13	731,576.60	695,420.62	733,119.45	4	32,990.38	29,088	62,079	
760200 Mary Lou Milner Carver Professorship #1 (Fine Arts)	484,015.69	458,457.25	435,799.37	459,424.10	4	20,674.08	19,212	39,886	
760201 Mary Lou Milner Carver Professorship #2 (Fine Arts)	308,065.17	305,359.81	304,705.61	306,043.53	4	13,771.96		13,772	
760202 The Mewbourne Chair in Petroleum Engineering #6	0.00	0.00	493.31	164.44	4	7.40	11,101	11,108	
760203 Conoco Phillips Visiting Chair in Petroleum Geology/Geophysics	1,099,009.41	1,088,736.83	1,075,863.52	1,087,869.92	4	48,954.15		48,954	
760204 ONEOK Chair in Natural Gas Engineering and Management	644,829.72	639,330.37	659,366.50	647,842.20	4	29,152.90		29,153	
760205 Conoco Phillips Professorship of International and Area Studies #5	349,476.40	353,985.23	336,490.57	346,650.74	4	15,599.28		15,599	
760206 Chesapeake Energy Corporation Chair #1	883,218.24	875,462.04	873,585.84	877,422.04	4	39,483.99		39,484	
760207 Shannon Self Chair in Debate (reallocated 4th quarter FY2021)	0.00	0.00	0.00	-	4	-		-	
760208 Wick Cary Endowed Prof. at The Center for America's Constitutional Herit	558,102.55	553,408.17	552,254.74	554,588.49	4	24,956.48		24,956	
760209 Wick Cary Endowed Prof. at The Institute for Quality Communities	383,816.31	380,445.74	379,631.02	381,297.69	4	17,158.40		17,158	
760210 Charles C. & Virginia Ann Weddle Prof. in Accounting	274,038.37	271,631.84	271,050.13	272,240.11	4	12,250.81		12,251	
760211 Drusa B. Cable Chair in Elementary Education	604,008.90	598,708.72	597,435.62	600,051.08	4	27,002.30		27,002	
760212 Robert and Virginia Bell Endowed Chair in Anthropological Archaeology	676,763.15	670,144.81	657,256.14	668,054.70	4	30,062.46		30,062	
760213 Harold W. Conner Professorship of Construction Science	308,062.42	305,357.09	304,702.81	306,040.77	4	13,771.83		13,772	
760214 Construction Science Board of Visitors Professorship	310,952.51	308,218.70	307,505.76	308,892.32	4	13,900.15		13,900	
760215 Susan K. Mallison Professorship in Sustainable Resources	308,062.52	305,357.20	304,703.01	306,040.91	4	13,771.84		13,772	
760216 William J Welch Professorship of Bibliography	418,177.58	414,386.82	411,490.03	414,684.81	4	18,660.82	6,991	25,652	
760217 Eugene Kuntz Professorship in Law	227,433.41	215,423.79	204,777.12	215,878.11	4	9,714.51	11,196	20,911	
760218 Gerald N. and Marian A. Eason Professorship in Accounting	329,430.87	312,035.27	296,613.87	312,693.34	4	14,071.20		14,071	
760219 Kimmel-Bernard Chair in Engineering	464,312.91	460,095.76	457,790.93	460,733.20	4	20,732.99		20,733	
760220 W.K. Newton Chair in Accounting	833,099.91	825,533.23	821,397.71	826,676.95	4	37,200.46		37,200	
760221 Iranian and Persian Gulf Studies Chair, formerly Farzaneh Family Chair in	406,274.36	402,584.33	400,567.59	403,142.09	4	18,141.39	11,196	29,338	
760222 Wick Cary Endowed Professorship of Fine Arts	329,430.87	312,035.27	296,613.87	312,693.34	4	14,071.20		14,071	
760223 Wick Cary Endowed Professorship in the Honors College #1	290,195.86	287,560.14	286,119.86	287,958.62	4	12,958.14		12,958	
760224 Wick Cary Endowed Professorship in the Honors College #2	290,195.86	287,560.14	286,119.86	287,958.62	4	12,958.14		12,958	
760225 James Roy Maxey Professorship of Geology	497,739.03	493,218.28	490,747.70	493,901.67	4	22,225.58	3,765	25,990	
760226 Wick Cary Endowed Professorship at The Center for America's Constitutio	177,232.96	167,874.18	167,033.19	170,713.44	4	7,682.10	11,196	18,878	
760227 Wick Cary Endowed Professorship of International Studies #1	329,430.87	312,035.27	296,613.87	312,693.34	4	14,071.20		14,071	
760228 Wick Cary Endowed Professorship for the Director at the Institute for Qual	290,195.61	287,559.89	286,119.86	287,958.45	4	12,958.13		12,958	

OKLAHOMA STATE REGENTS' ENDOWMENT TRUST FUND--2025 DISTRIBUTION SCHEDULE

Account	Account Balance 6/30/2025	Account Balance 6/30/2024	Account Balance 6/30/2023	Three-year Average Mrkt. Value	# Qrts	FY25 Available Distribution	FY24 Carryover	Total Available Distribution	Distribution Requested
760229 John B. Turner LLM Program Chair	414,426.01	410,641.23	415,259.41	413,442.22	4	18,604.90		18,605	
760230 Wick Cary Endowed Professorship of International Studies #2	290,196.14	287,560.40	286,119.86	287,958.80	4	12,958.15		12,958	
760231 Drusa B. Cable Chair in Elementary Education	406,274.09	402,584.08	400,567.59	403,141.92	4	18,141.39		18,141	
760232 Haskell & Irene Lemon Chair in Construction Science	406,273.84	402,583.83	400,567.59	403,141.75	4	18,141.38		18,141	
760233 Chesapeake Energy Professorship of Climate Systems Science	348,234.69	345,071.82	343,343.20	345,549.90	4	15,549.75		15,550	
760234 Wick Cary Endowed Professorship of International Studies #3	290,196.14	287,560.40	286,119.86	287,958.80	4	12,958.15		12,958	
760235 Carl T. Bush Professorship of Theoretical Physics	290,195.86	287,560.14	286,119.86	287,958.62	4	12,958.14		12,958	
760236 Wick Cary Endowed Professorship #4	291,667.95	289,018.86	287,571.04	289,419.29	4	13,023.87		13,024	
760237 Wick Cary Endowed Professorship #5	290,196.14	287,560.40	286,119.86	287,958.80	4	12,958.15		12,958	
760238 Wick Cary Endowed Professorship #6	290,196.14	287,560.40	286,119.86	287,958.80	4	12,958.15		12,958	
760239 Dick and Shirley O'Shields Professorship in Engineering	348,237.17	345,074.28	343,345.64	345,552.36	4	15,549.86		15,550	
760240 Paul D. Massad Chair in Strategic Communication	407,742.82	404,039.47	402,015.82	404,599.37	4	18,206.97		18,207	
760241 Humphreys Dean's Chair for the College of Education	406,274.09	402,584.08	400,567.59	403,141.92	4	18,141.39		18,141	
760242 Chickasaw Nation Native American Law Chair	414,425.85	410,641.07	415,259.41	413,442.11	4	18,604.90		18,605	
760243 Gallogly Chair in Engineering #1	638,430.27	632,631.68	629,462.53	633,508.16	4	28,507.87		28,508	
760244 Gallogly Chair in Engineering #2	638,430.27	632,631.68	629,462.53	633,508.16	4	28,507.87		28,508	
760245 Gallogly Chair in Engineering #3	638,430.27	632,631.68	629,462.53	633,508.16	4	28,507.87		28,508	
760246 Gallogly Chair in Engineering #4	638,430.27	632,631.68	629,462.53	633,508.16	4	28,507.87	9,028	37,536	
760247 Stephenson Chair in Biomedical Engineering #1	425,027.36	402,583.79	400,567.06	409,392.73	4	18,422.67		18,423	
760248 Stephenson Chair in Biomedical Engineering #2	406,273.79	402,583.79	400,567.06	403,141.55	4	18,141.37		18,141	
760249 Sandra Mackey Chair in Middle East Studies	406,274.36	402,584.33	400,567.59	403,142.09	4	18,141.39		18,141	
760250 Stephenson Chair in Biomedical Engineering #3	406,273.54	402,583.54	400,567.06	403,141.38	4	18,141.36		18,141	
760251 Stephenson Chair in Biomedical Engineering #4	406,273.54	402,583.54	400,567.06	403,141.38	4	18,141.36		18,141	
760252 Stephenson Chair in Biomedical Engineering #5	414,426.01	410,641.23	415,259.41	413,442.22	4	18,604.90		18,605	
760253 Stephenson Professorship #1 of Biomedical Engineering	290,195.58	287,559.85	286,119.33	287,958.25	4	12,958.12		12,958	
760254 Stephenson Professorship #2 of Biomedical Engineering	290,195.58	287,559.85	286,119.33	287,958.25	4	12,958.12		12,958	
760255 Stephenson Professorship #3 of Biomedical Engineering	296,018.58	293,315.16	296,613.87	295,315.87	4	13,289.21		13,289	
760256 Colin Mackey & Patricia Molina de Mackey Professorship of Middle East Studies	290,196.14	287,560.40	286,119.86	287,958.80	4	12,958.15		12,958	
760257 C.S. Trosper Endowed Chair in Entrepreneurship	1,064,840.44	1,055,168.95	1,049,883.15	1,056,630.85	4	47,548.39		47,548	
760258 Lloyd and Joyce Austin Professorship in Engineering	293,678.15	291,010.80	289,553.17	291,414.04	4	13,113.63		13,114	
760259 Farzaneh Family Professorship in Iranian Architecture & Culture	232,156.46	230,047.88	228,895.45	230,366.60	4	10,366.50		10,366	
760260 Farzaneh Family Professorship in Persian Literature, Language & Culture	290,575.57	287,930.57	286,479.77	288,328.64	4	12,974.79		12,975	
760261 David D. Moffett Professorship of Corporate Finance	318,102.14	301,304.76	286,413.68	301,940.19	4	13,587.31	9,779	23,366	
760262 Rod and Nancy Sanders Endowed Chair in Law & Liberty	406,274.36	402,584.33	400,567.59	403,142.09	4	18,141.39		18,141	
760263 Michael F. Price Chair in Entrepreneurship	1,093,776.09	1,083,841.78	1,078,412.31	1,085,343.39	4	48,840.45		48,840	
760264 Horizon Foundation Chair in Native American Spirituality and the Environment	535,471.51	541,791.74	515,015.31	530,759.52	4	23,884.18		23,884	
760265 Horizon Foundation Chair in Native American History and Culture	551,112.95	561,663.49	533,904.96	548,893.80	4	24,700.22		24,700	
760266 Atomic, Molecular and Optical Physics (AMO) Endowed Chair #1	592,975.57	561,663.49	533,904.96	562,848.01	4	25,328.16	20,153	45,481	
760267 Atomic, Molecular and Optical Physics (AMO) Endowed Chair #2	592,975.57	561,663.49	533,904.96	562,848.01	4	25,328.16	20,153	45,481	
760268 Condensed Matter Physics Endowed Chair #1	522,352.32	517,608.02	515,015.31	518,325.22	4	23,324.63		23,325	
760269 Condensed Matter Physics Endowed Chair #2	592,975.57	561,663.49	533,904.96	562,848.01	4	25,328.16	20,153	45,481	
760270 Nancy Kay Hall Endowed Chair in Medical Education	662,079.68	655,327.44	652,550.51	656,652.54	4	29,549.36		29,549	
760271 Adrian Mackey Molina Professorship of Middle Eastern Studies	308,270.63	291,992.40	277,561.56	292,608.20	4	13,167.37	10,863	24,031	
760272 L.R. Brammer, Jr. Presidential Professorship in History	232,156.46	230,047.88	228,895.45	230,366.60	4	10,366.50		10,366	
760273 Ted. S. Webb, Ph.D. Memorial Presidential Professorship in Physics	232,156.46	230,047.88	228,895.45	230,366.60	4	10,366.50		10,366	
760274 Farzaneh Family Professorship of Iranian Studies	336,627.53	333,569.08	331,898.08	334,031.56	4	15,031.42		15,031	
760275 Harold Hamm Chair in Diabetes	461,203.22	436,849.38	415,259.41	437,770.67	4	19,699.68	15,675	35,374	
760276 Cyndy Ellis-Purgason Endowment for Faculty Support in Child Health	405,840.58	401,927.50	400,567.07	402,778.38	4	18,125.03		18,125	
760277 Orpha & Maurice Merrill Chair in Law	367,929.09	364,587.35	362,761.29	365,092.57	4	16,429.17		16,429	
760278 Ada Lois Sipuel Fisher Chair in Civil Rights, Race and Justice	419,868.83	416,055.34	413,971.09	416,631.76	4	18,748.43		18,748	
760279 Charles R. Jones Endowed Chair in Data Science & Analytics	667,679.19	661,614.94	658,300.60	662,531.58	4	29,813.92		29,814	
760280 Madeline Pfau Endowed Chair in Enterprise Leadership for Industrial & Systems Engineering	638,430.13	632,631.55	629,462.53	633,508.07	4	28,507.86		28,508	
Subtotal, OU:	179,832,697.14	176,926,597.14	175,114,901.06	150,322,520.58		7,978,112.93	1,171,560	9,149,673	0.00
OU Health Sciences Center									
770001 Carl J. Herzog Chair in Dermatology	1,889,075.96	1,870,645.42	1,875,074.35	1,878,265.24	4	84,521.94		84,522	
770002 Laureate Psychiatric Chair in Molecular Medicine #1	1,772,058.04	1,755,733.61	1,754,809.71	1,760,867.12	4	79,239.02		79,239	
770003 Laureate Psychiatric Chair in Molecular Medicine #2	2,042,852.26	2,023,677.92	2,056,655.50	2,041,061.89	4	91,847.79		91,848	

OKLAHOMA STATE REGENTS' ENDOWMENT TRUST FUND--2025 DISTRIBUTION SCHEDULE

Account	Account Balance 6/30/2025	Account Balance 6/30/2024	Account Balance 6/30/2023	Three-year Average Mrkt. Value	# Qrts	FY25 Available Distribution	FY24 Carryover	Total Available Distribution	Distribution Requested
770004 Hobbs-Recknagel Cent Chair in Pediatric Research	1,353,726.73	1,342,130.63	1,339,228.09	1,345,028.49	4	60,526.28		60,526	
770005 C.R. Anthony Centennial Chair in Pediatrics	2,781,949.28	2,790,259.59	2,753,288.98	2,775,165.95	4	124,882.47	9,983	134,866	
770006 James A. Merrill Chair of Obstetrics and Gynecology	892,583.24	884,246.83	883,904.11	886,911.39	4	39,911.01		39,911	
770007 Mosier Centennial Chair in Pharmaceutical Sciences	2,112,698.04	2,049,862.94	1,997,271.26	2,053,277.41	4	92,397.48	30,532	122,929	
770008 Lloyd Rader Chair in Pathology	267,039.95	264,545.89	264,443.35	265,343.06	4	11,940.44		11,940	
770009 Frances & Malcolm Robinson Chair in Gastroenterology	1,063,493.41	1,053,380.44	1,049,820.22	1,055,564.69	4	47,500.41		47,500	
770010 James R. McEldowney Chair of Immunology	1,248,909.27	1,237,213.25	1,236,180.59	1,240,767.70	4	55,834.55		55,835	
770011 John S. Gammill Chair in Polycystic Kidney Disease	2,620,431.09	2,595,179.88	2,580,587.79	2,598,732.92	4	116,942.98		116,943	
770012 Dean A. McGee Chair in Ophthalmology	814,195.89	806,591.59	806,278.96	809,022.15	4	36,406.00		36,406	
770013 Arnold & Bess Ungerman Chair in Psychiatry	1,651,313.83	1,564,116.20	1,533,691.11	1,583,040.38	4	71,236.82	43,729	114,966	
770014 Richard and Adeline Fleischaker Chair of Dermatology Research	1,240,071.25	1,247,050.89	1,227,926.22	1,238,349.45	4	55,725.73		55,726	
770015 John W. Records Chair in Obstetrics & Gynecology	910,757.92	902,186.00	900,686.87	904,543.60	4	40,704.46		40,704	
770016 Chair in Child Neurology	837,833.15	809,537.20	809,223.43	818,864.59	4	36,848.91	10,082	46,931	
770017 Lawrence N. Upjohn Chair in Medicine (6/21/93)	855,039.99	847,284.99	847,186.96	849,837.31	4	38,242.68		38,243	
770018 Kimberly V. Talley Chair in Medical Genetics (formerly Children'	1,365,336.98	1,324,996.47	1,324,174.45	1,338,169.30	4	60,217.62	13,579	73,797	
770019 Natalie O. Warren Chair of Medicine	1,035,408.99	1,025,744.09	1,025,358.27	1,028,837.12	4	46,297.67		46,298	
770020 Chair in Orthodontics	835,178.74	827,378.47	827,057.77	829,871.66	4	37,344.22		37,344	
770021 Francis Duffy Professorship of Oncology	433,896.75	429,845.75	429,682.16	431,141.55	4	19,401.37		19,401	
770022 Virginia Brisco Rumsey-Jean Hulsey Rumsey Chair in Pulmonar	900,200.75	891,692.47	890,441.93	894,111.72	4	40,235.03		40,235	
770023 Don H. O'Donoghue Chair in Orthopedic Surgery	584,156.65	578,700.83	578,476.53	580,444.67	4	26,120.01		26,120	
770024 Ben Johnson Chair in Pediatric Cancer Research (formerly Child	1,525,122.69	1,447,517.48	1,478,055.74	1,483,565.31	4	66,760.44	31,127	97,888	
770025 Founders of Doctors Hospital Chair in Family Medicine	1,417,425.38	1,404,187.13	1,403,642.87	1,408,418.46	4	63,378.83		63,379	
770026 Paul and Ruth Jonas Chair in Cancer	1,238,883.51	1,227,228.09	1,225,272.24	1,230,461.28	4	55,370.76		55,371	
770027 Paul and Ruth Jonas Chair in Diabetes	1,484,653.02	1,470,595.73	1,466,860.56	1,474,036.44	4	66,331.64		66,332	
770028 Paul and Ruth Jonas Chair in Mental Health	1,483,527.83	1,469,325.64	1,462,698.68	1,471,850.72	4	66,233.28		66,233	
770029 Presbyterian Health Foundation Chair in Pathology	1,826,782.25	1,809,502.46	1,804,976.03	1,813,753.58	4	81,618.91		81,619	
770030 John L. Plewes Chair in Anesthesiology	1,293,134.68	1,281,069.06	1,280,999.54	1,285,067.76	4	57,828.05		57,828	
770031 William E. Brown Professorship of Dentistry	784,883.54	777,553.01	777,251.63	779,896.06	4	35,095.32		35,095	
770032 Shepard Thompson Clingan Chair in Surgery (6/27/96)	1,091,377.72	1,081,184.64	1,080,765.57	1,084,442.64	4	48,799.92		48,800	
770033 Hillcrest Chair of Obstetrics and Gynecology (Tulsa)	723,490.79	716,733.64	716,455.83	718,893.42	4	32,350.20		32,350	
770034 Gore Prof of Otorhinolaryngology	670,250.13	664,257.48	689,640.24	674,715.95	4	30,362.22		30,362	
770035 Ed Miller Chair in Molecular Biology (formerly MOST)	1,449,917.86	1,436,437.47	1,436,248.30	1,440,867.88	4	64,839.05		64,839	
770036 William K. Warren Chair of Diabetes Studies	1,553,168.75	1,538,662.70	1,538,066.32	1,543,299.26	4	69,448.47		69,448	
770037 Alfred M. Shideler Professorship of Pathology	516,693.21	511,747.75	509,456.67	512,632.54	4	23,068.46		23,068	
770038 Herbert&Dorothy Langsam Chr in Geriatric Pharmacy (11/17/94)	795,840.54	753,816.19	716,561.09	755,405.94	4	33,993.27	30,216	64,209	
770039 Edward L. Gaylord Chair in Ophthalmology	1,256,038.42	1,244,307.47	1,243,825.17	1,248,057.02	4	56,162.57		56,163	
770040 James P. Luton Chair in Ophthalmology	634,441.57	628,516.11	628,272.50	630,410.06	4	28,368.45		28,368	
770041 Reba McIntire Chair in Neonatal Research #5 (formerly #3)	1,207,419.11	1,196,548.03	1,192,992.07	1,198,986.40	4	53,954.39		53,954	
770042 Jordan/Heartland Professorship of Pathology Housestaff Educatio	457,403.57	453,135.01	452,960.79	454,499.79	4	20,452.49		20,452	
770043 G. Rainey Williams Research Professorship	572,302.37	566,875.41	565,225.03	568,134.27	4	25,566.04		25,566	
770044 Kathryn G. and Doss Owen Lynn M.C. Chair in Neurology	652,701.13	619,631.08	619,390.91	630,574.37	4	28,375.85	13,285	41,661	
770045 G. Rainey Williams, M.D. Chair in Surgical Breast Oncology	2,711,790.24	2,627,706.73	2,651,234.49	2,663,577.15	4	119,860.97	28,904	148,765	
770046 Rainbolt Family Chair in Child Psychiatry	662,060.95	655,678.98	664,004.67	660,581.53	4	29,726.17		29,726	
770047 Donald W. Reynolds Professorship of Geriatrics	1,610,991.81	1,538,227.70	1,462,205.42	1,537,141.64	4	69,171.37	54,314	123,485	
770048 Esther & Ted Greenberg Professorship of Neurosurgery	1,089,955.31	1,120,376.54	1,065,005.30	1,091,779.05	4	49,130.06		49,130	
770049 Jill Pitman Jones Professorship of Physical Therapy	483,757.79	479,127.66	476,983.95	479,956.47	4	21,598.04		21,598	
770050 M.G. McCool Chair in Ophthalmology	545,322.17	540,365.85	557,968.01	547,885.34	4	24,654.84		24,655	
770051 Founders & Associates Professorship of Family Medicine	265,261.21	262,846.34	262,838.61	263,648.72	4	11,864.19		11,864	
770052 James Carter Todd Professorship of Cancer Research	687,576.96	651,269.46	619,082.42	652,642.95	4	29,368.93	26,757	56,125	
770053 Lorene Cooper Hasbrouck Professorship of Rural Health	507,362.03	502,593.84	500,385.30	503,447.06	4	22,655.12		22,655	
770054 Mary Louise Todd Professorship of Cardiovascular Research	559,519.13	554,279.29	553,816.56	555,871.66	4	25,014.22		25,014	
770056 CHF (formerly CMRI) #8/Paula Milburn Miller Chair I Pediatric	1,303,506.47	1,291,320.89	1,290,623.01	1,295,150.12	4	58,281.76		58,282	
770059 CHF (formerly CMRI) Griffin Family Chair in Gastroenterology-I	959,221.64	950,247.29	973,260.50	960,909.81	4	43,240.94		43,241	
770060 Russell J. Stratton Professorship of Dentistry	525,734.66	520,824.48	520,622.61	522,393.92	4	23,507.73		23,508	
770061 The Morningside Endowed Leadership (Hillcrest) Chair in Medici	1,089,558.16	1,079,558.16	1,078,963.70	1,082,634.64	4	48,718.56		48,719	
770062 OK State Assoc. of Pathologists Professorship in Pathology	327,377.39	324,319.82	324,194.27	325,297.16	4	14,638.37		14,638	
770063 formerly Brumback	250,332.33	247,995.13	247,900.71	248,742.72	4	11,193.42		11,193	
770064 Dr. Henry Freede Chair in Orthopedic Surgery	561,289.33	556,000.63	554,973.23	557,421.06	4	25,083.95		25,084	

OKLAHOMA STATE REGENTS' ENDOWMENT TRUST FUND--2025 DISTRIBUTION SCHEDULE

Account	Account Balance 6/30/2025	Account Balance 6/30/2024	Account Balance 6/30/2023	Three-year Average Mrkt. Value	# Qrts	FY25 Available Distribution	FY24 Carryover	Total Available Distribution	Distribution Requested
770065 CHF (formerly CMRI) #6/Jean Gumerson Endowed Chair in Clin:	1,046,025.52	1,036,170.05	1,034,266.05	1,038,820.54	4	46,746.92		46,747	
770066 A, Earl and Frances Ziegler Prof. In Nursing	851,670.67	866,639.08	835,856.46	851,388.74	4	38,312.49		38,312	
770067 CHF (formerly CMRI) /Shaun Walters Pediatric Research #7	2,147,051.98	2,126,469.43	2,131,103.43	2,134,874.95	4	96,069.37		96,069	
770068 Warren Crosby Chair in Obstetrics & Gynecology	701,680.50	694,978.36	693,958.70	696,872.52	4	31,359.26		31,359	
770069 Chair in Neurosciences	589,882.90	558,734.14	531,120.38	559,912.47	4	25,196.06	21,367	46,563	
770070 Donald W. Reynolds Chair of Geriatrics #2	1,533,088.26	1,458,188.10	1,386,121.53	1,459,132.63	4	65,660.97	51,324	116,985	
770071 Donald W. Reynolds Chair in Geriatrics #3	1,130,308.18	1,119,751.50	1,119,317.49	1,123,125.72	4	50,540.66		50,541	
770072 Donald W. Reynolds Chair in Geriatrics #4	1,503,570.42	1,504,809.01	1,472,170.57	1,493,516.66	4	67,208.25	9,878	77,086	
770073 Donald W. Reynolds Chair in Geriatrics #5	1,478,485.89	1,400,414.44	1,331,203.17	1,403,367.83	4	63,151.55	53,870	117,021	
770074 Paul E. Tietze, M.D. Chair in Family Medicine	935,136.90	926,689.30	926,347.44	929,391.22	4	41,822.60		41,823	
770075 The Henry J. Freede, M.D. Professorship in Medical-Surgical Nu	616,871.35	611,098.16	615,073.47	614,347.66	4	27,645.64		27,646	
770076 Edward and Helen Bartlett Foundation Chair in Public Health	608,239.16	602,577.10	602,390.21	604,402.16	4	27,198.10		27,198	
770078 CHF (formerly CMRI) Patricia Browne Chair in Pediatrics #11 (public	2,068,837.52	1,959,810.38	1,879,810.19	1,969,486.03	4	88,626.87	64,378	153,005	
770080 CHF (formerly CMRI) #12 (public) Wal-Mart/Sam's Club Chair in Ne	1,540,203.15	1,525,748.67	1,549,212.09	1,538,387.97	4	69,227.46		69,227	
770082 CMIR #13 (public) Tripp Lewallen	1,947,967.91	1,845,105.47	1,753,916.68	1,848,996.69	4	83,204.85	76,929	160,134	
770084 CHF (formerly CMRI) #14, Chair in Pediatrics-College of Medicine (p	908,116.12	880,298.61	877,797.39	888,737.37	4	39,993.18	9,740	49,733	
770085 Virginia Kerley Cade Chair in Cancer Treatment 6/02	3,599,469.40	3,563,570.20	3,522,312.37	3,561,783.99	4	160,280.28		160,280	
770086 Dr. & Mrs. WW Kerley & Mr. & Mrs. Cash Cade Chair in Cancer	1,320,008.36	1,307,679.94	1,307,173.09	1,311,620.46	4	59,022.92		59,023	
770087 Presbyterian Health Foundation Chair in Otorhinolaryngology	1,365,370.39	1,352,618.41	1,352,095.58	1,356,694.79	4	61,051.27		61,051	
770088 The Donald Welk, DDS Professorship in Restorative Dentistry	297,516.53	294,737.83	294,623.59	295,625.98	4	13,303.17		13,303	
770089 CHF (formerly CMRI) #9/Dewayne Murcer Endowed Chair in He	1,645,711.90	1,558,810.09	1,481,770.58	1,562,097.52	4	70,294.39	65,637	135,931	
770090 The C. S. Lewis Jr., M.D. Professorship on Internal Medicine-Tul	325,483.42	322,443.52	322,318.58	323,415.17	4	14,553.68		14,554	
770091 Elizabeth Merrick Coe Chair in Breast Imaging	748,122.95	741,049.75	739,259.46	742,810.72	4	33,426.48		33,426	
770093 CHF (formerly CMRI) #15 Edith Kinney Gaylord Chair in Pediatric M	1,438,778.23	1,362,803.55	1,333,098.18	1,378,226.65	4	62,020.20	36,224	98,244	
770094 Donald W. Reynolds Chair in Geriatrics #6	1,319,691.52	1,250,005.21	1,188,227.46	1,252,641.39	4	56,368.86	47,031	103,400	
770095 Donald W. Reynolds Chair in Geriatrics #7	1,195,698.50	1,184,946.84	1,210,344.73	1,196,996.69	4	53,864.85		53,865	
770096 Donald W. Reynolds Chair in Geriatrics #8	1,147,405.75	1,137,209.82	1,137,062.84	1,140,559.47	4	51,325.18		51,325	
770097 Donald W. Reynolds Chair in Geriatrics #9	1,292,389.36	1,224,144.74	1,163,645.07	1,226,726.39	4	55,202.69	45,523	100,725	
770098 Donald W. Reynolds Chair in Geriatrics #10	1,380,108.85	1,370,933.50	1,392,924.58	1,381,322.31	4	62,159.50		62,160	
770102 CHF (formerly CMRI) #16/James Paul Linn Chair in Pediatrics (Public)	1,347,476.06	1,334,708.06	1,330,991.28	1,337,725.13	4	60,197.63		60,198	
770103 Will and Helen Webster Chair in Arrhythmia Research	1,197,498.60	1,186,314.39	1,185,854.57	1,189,889.19	4	53,545.01		53,545	
770104 Stuart Colter Miller Professorship in Allied Health	385,836.82	382,233.24	382,085.09	383,385.05	4	17,252.33		17,252	
770105 Paul H. & Doris Eaton Travis Chair in Endocrinology	1,460,812.91	1,447,169.47	1,446,608.96	1,451,530.45	4	65,318.87		65,319	
770106 Paul H. & Doris Eaton Travis Chair in Thoracic Surgery	1,152,636.21	1,141,871.00	1,141,428.44	1,145,311.88	4	51,539.03		51,539	
770107 The Founders and Associates Endowed Chair in Family Medicine	527,543.63	522,616.56	522,413.99	524,191.39	4	23,588.61		23,589	
770108 Nancy Gullatt Professorship in Speech Pathology	346,229.87	342,994.61	342,833.80	344,019.42	4	15,480.87		15,481	
770109 Chair in Hematology	1,311,446.85	1,251,483.35	1,235,437.48	1,266,122.56	4	56,975.52	27,131	84,107	
770110 Thomas Acres Chair in Ophthalmology (formerly Low Vision Rehab)	1,237,699.32	1,226,139.65	1,225,664.40	1,229,834.46	4	55,342.55		55,343	
770111 Elam-Plowman Professorship in Physical Therapy	616,341.62	610,438.72	607,593.95	611,458.10	4	27,515.61		27,516	
770112 John Flack Burton M.D. Professorship in Medical Humanities	508,298.94	481,458.22	466,228.78	485,328.65	4	21,839.79	14,017	35,856	
770113 Harris Family Foundation Surgery Library Professorship	423,922.47	413,625.29	413,279.35	416,942.37	4	18,762.41	3,117	21,879	
770114 John H. Holliman Professorship of Pathology Undergrad Medical Ed.	559,351.11	547,852.95	521,918.37	543,040.81	4	24,436.84	8,404	32,841	
770115 Harry Wilkins Chair in Neurosurgery	545,442.80	540,348.56	540,139.12	541,976.83	4	24,388.96		24,389	
770116 Bob G. Eaton Chair in Radiological Sciences	667,126.70	660,887.60	660,485.08	662,833.13	4	29,827.49		29,827	
770117 The H. T. Shillingburg, D.D.S. Professorship in Fixed Prosthodontics	384,161.51	380,560.57	385,044.14	383,255.41	4	17,246.49		17,246	
770118 Chair in Gynecologic Oncology	826,675.03	818,943.86	816,954.37	820,857.75	4	36,938.60		36,939	
770119 Stewart Wolf Chair Internal Medicine	1,740,775.26	1,724,213.87	1,718,380.11	1,727,789.75	4	77,750.54		77,751	
770120 Professorship of Psychiatric Education	335,171.74	320,364.36	320,317.07	325,284.39	4	14,637.80	5,752	20,390	
770121 Endowed Chair for the College of Pharmacy	1,420,436.15	1,345,430.02	1,278,936.18	1,348,267.45	4	60,672.04	56,574	117,246	
770122 Oxley Foundation Chair in Program for Assertive Community Treatment	1,211,758.48	1,200,441.25	1,199,977.82	1,204,059.18	4	54,182.66		54,183	
770123 Robert G. Gordon, Jr. Chair in Surgery	583,015.37	577,570.21	577,346.35	579,310.64	4	26,068.98		26,069	
770124 Endowed Professorship in Developmental Disabilities	629,984.12	596,717.81	567,226.82	597,976.25	4	26,908.93	18,705	45,613	
770125 Chair in Perinatal Research	1,363,651.70	1,350,382.26	1,340,571.33	1,351,535.10	4	60,819.08		60,819	
770126 Robert and Doris Klabzuba Chair in Nursing (transfer from OU acct funded	328,571.33	325,537.78	326,565.32	326,891.48	4	14,710.12		14,710	
770127 CHF (formerly CMRI)/E.L. & Thelma Gaylord Research Chair in Hematol	1,128,262.60	1,117,594.59	1,114,881.58	1,120,246.26	4	50,411.08		50,411	
770128 Samuel Nobel Foundation Chair in Cancer Research	1,897,957.17	1,880,230.92	1,879,502.14	1,885,896.74	4	84,865.35		84,865	
770129 CHF (formerly CMRI)/Chickasaw Nation Research Chair for Pediatric Dia	1,179,102.98	1,168,024.50	1,166,416.91	1,171,181.47	4	52,703.17		52,703	
770130 Chickasaw Nation Chair in Diabetes	2,305,918.01	2,283,344.73	2,264,245.44	2,284,502.73	4	102,802.62		102,803	

OKLAHOMA STATE REGENTS' ENDOWMENT TRUST FUND--2025 DISTRIBUTION SCHEDULE

Account	Account Balance 6/30/2025	Account Balance 6/30/2024	Account Balance 6/30/2023	Three-year Average Mrkt. Value	# Qrts	FY25 Available Distribution	FY24 Carryover	Total Available Distribution	Distribution Requested
770131 Rainbolt Family Chair in Cancer Research	2,292,257.53	2,270,744.13	2,268,037.08	2,277,012.92	4	102,465.58		102,466	
770132 Choctaw Nation Chair in Adult Endocrinology	642,649.28	636,628.19	636,030.69	638,436.05	4	28,729.62		28,730	
770133 Don W. Reynolds Chair in Aging Research #1	1,140,585.73	1,129,889.64	1,128,692.74	1,133,056.04	4	50,987.52		50,988	
770134 Don W. Reynolds Chair in Aging Research #2	1,135,032.56	1,124,496.15	1,123,314.81	1,127,614.51	4	50,742.65		50,743	
770135 Don W. Reynolds Chair in Aging Research #3	1,139,692.76	1,129,005.01	1,127,808.45	1,132,168.74	4	50,947.59		50,948	
770136 Don W. Reynolds Chair in Aging Research #4	1,167,910.09	1,156,958.80	1,155,751.42	1,160,206.77	4	52,209.30		52,209	
770137 Nancy Johnston Records Chair in Oncology	2,891,634.07	2,864,627.25	2,863,517.09	2,873,259.47	4	129,296.68		129,297	
770138 Jim and Christy Everest Chair in Cancer Research	3,509,659.87	3,560,249.04	3,484,349.89	3,518,086.27	4	158,313.88		158,314	
770139 Jim and Christy Everest Chair in Cancer Development & Therapy Research	2,478,798.72	2,453,577.21	2,416,438.39	2,449,604.77	4	110,232.21		110,232	
770140 Harold Hamm Chair in Adult Diabetes Research	1,494,052.47	1,481,473.48	1,477,786.06	1,484,437.34	4	66,799.68		66,800	
770141 Harold Hamm Chair in Clinical Diabetes Research	1,319,354.98	1,249,686.44	1,259,519.27	1,276,186.89	4	57,428.41	28,234	85,662	
770142 Harold Hamm Chair in Adult Diabetes Clinical Care	2,505,005.55	2,493,112.76	2,479,078.58	2,492,398.96	4	112,157.95		112,158	
770143 Presbyterian Health Foundation Professorship in Micro & Immunology	274,953.94	272,385.97	272,280.39	273,206.77	4	12,294.30		12,294	
770144 CHF (formerly CMRI) Paul and Ann Milburn Endowed Research Chair in I	528,806.17	523,652.01	517,493.43	523,317.20	4	23,549.27		23,549	
770145 Virginia Kerley Cade Chair in Cancer Development	2,221,000.93	2,200,216.25	2,214,074.01	2,211,763.73	4	99,529.37		99,529	
770146 CHF (formerly CMRI) Choctaw Nation Chair for Pediatric Endocrinology	1,131,831.49	1,121,227.36	1,120,212.13	1,124,423.66	4	50,599.06		50,599	
770147 CHF (formerly CMRI) Express Personnel Pediatric Emergency Medicine C	1,182,729.94	1,171,660.38	1,179,499.35	1,177,963.22	4	53,008.35		53,008	
770148 CHF (formerly CMRI) C.R. Anthony #2 Pediatric Pulmonology	0.00	0.00	0.00	(0.00)	4	(0.00)		(0)	
770149 Bozalis-Miller Professorship in Rheumatology, Immunology & Allergy	563,481.69	558,218.98	558,002.72	559,901.13	4	25,195.55		25,196	
770150 Donna L. Wong Professorship in Pediatric Nursing	390,808.06	387,281.40	400,995.20	393,028.22	4	17,686.27		17,686	
770151 Robert W. and Elsie B. Lykins Chair in Anesthesiology	1,178,077.07	1,167,074.25	1,166,621.88	1,170,591.07	4	52,676.60		52,677	
770152 Warren Jackman Chair in Electrophysiology	1,380,011.23	1,366,545.51	1,355,932.29	1,367,496.34	4	61,537.34		61,537	
770153 Sandra K. and David L. Gilliland Chair in Nuclear Pharmacy	946,995.22	937,762.70	930,618.89	938,458.94	4	42,230.65		42,231	
770154 Funnell-Strebel Professorship in Obstetrics & Gynecology	351,485.03	348,256.72	353,359.69	351,033.82	4	15,796.52		15,797	
770155 J. Andy Sullivan Chair in Orthopedic Resident Education (formerly Dept of	867,722.17	859,383.65	854,955.31	860,687.04	4	38,730.92		38,731	
770156 Ethelyn McElwee Chair in Alzheimer's Disease Research	3,326,793.34	3,159,145.49	3,020,100.64	3,168,679.82	4	142,590.59	95,384	237,974	
770157 John H. Saxon III, MD Professorship in Anesthesiology	338,851.38	330,048.80	313,737.13	327,545.77	4	14,739.56	6,175	20,914	
770158 CHF (formerly CMRI) #19 Department of Pediatrics - Paul Milburn (Public	856,091.68	810,885.76	770,810.17	812,595.87	4	36,566.81	33,231	69,798	
770159 Richard T. Anderson Chair in Neuroscience	708,618.89	702,083.11	701,506.45	704,069.48	4	31,683.13		31,683	
770160 Joanne I Moore Professorship in Pharmacology	344,894.06	341,671.01	341,503.47	342,689.51	4	15,421.03		15,421	
770161 Harold L. Boyer/Mark Allen Everret Chair in Dermatology	718,464.02	711,661.18	724,883.37	718,336.19	4	32,325.13		32,325	
770162 James Park Dewar, M.D. Professorship in Pathology	345,076.37	347,065.36	329,912.70	340,684.81	4	15,330.82	1,178	16,509	
770163 CHF (formerly CMRI) #21 Emil Stratton, M.D. Endowed Research Chair in	1,390,214.49	1,403,002.18	1,374,958.16	1,389,391.61	4	62,522.62		62,523	
770164 CHF (formerly CMRI) #24 Inasmuch Foundation Endowed Research Chair	1,586,741.03	1,580,823.76	1,502,696.30	1,556,753.70	4	70,053.92	22,052	92,106	
770165 CHF (formerly CMRI) #25 R.A. Herring/J.R. Seely MD /R.K. Chiles Endo	1,302,927.55	1,234,126.46	1,224,550.89	1,253,868.30	4	56,424.07	27,638	84,062	
770166 Donald D. Albers, MD Chair in Urology	1,323,020.00	1,310,611.30	1,309,191.62	1,314,274.31	4	59,142.34		59,142	
770167 James H. Little, MD Chair in Neurology	672,132.02	642,291.82	612,912.89	642,445.58	4	28,910.05	17,818	46,728	
770168 CHF (formerly CMRI) #27/Claire Gordon Duncan Endowed	1,070,480.19	1,059,960.54	1,050,430.34	1,060,290.36	4	47,713.07		47,713	
770169 Libby Warren Blankenship Professorship of Medical Breast Oncology	499,996.25	473,593.95	450,187.99	474,592.73	4	21,356.67	19,846	41,202	
770170 Graduate Alumni Chair in Orthodontics (upgrade from Prof.)	505,108.93	500,339.22	499,233.35	501,560.50	4	22,570.22		22,570	
770171 CHF (formerly CMRI)/Cash Family Chair in Pediatric Diabetes	1,199,958.55	1,188,751.63	1,188,295.69	1,192,335.29	4	53,655.09		53,655	
770172 CHF (formerly CMRI) Arthritis Foundation, OK Chapter Endowed Resear	1,309,072.19	1,251,406.71	1,224,550.89	1,261,676.59	4	56,775.45	25,865	82,641	
770173 Donald W. Reynolds Chair in Aging Research #6	1,154,964.83	1,174,876.40	1,116,811.66	1,148,884.30	4	51,699.79		51,700	
770173A Donald W. Reynolds Chair in Aging Research #6	1,266,892.21	1,259,817.73	1,282,102.62	1,269,604.19	4	57,132.19		57,132	
770174 Inasmuch Endowed Chair in Cancer Screening Outreach & Education	1,215,776.06	1,204,582.23	1,205,017.41	1,208,458.57	4	54,380.64		54,381	
770175 Professorship of Microbiology	263,785.37	261,321.70	261,220.42	262,109.16	4	11,794.91		11,795	
770176-77 Gaylord Foundation Endowed Chair in Cancer Palliative Care	2,546,551.76	2,548,763.79	2,503,800.84	2,533,038.80	4	113,986.75	8,475	122,462	
770178 Steven E. Moore Chair in Head and Neck Cancer	1,828,693.28	1,732,129.14	1,646,523.86	1,735,782.09	4	78,110.19	67,491	145,601	
770179 Gary McKinney Chair in Bone Marrow Diseases	641,650.31	607,767.97	579,868.94	609,762.41	4	27,439.31	19,725	47,164	
770180 Mai Eager Anderson Chair in Cancer Clinical Trials	1,320,749.80	1,251,381.34	1,210,286.35	1,260,805.83	4	56,736.26	36,881	93,617	
770181 Phil and Fern Ashby Professorship	362,863.96	359,474.94	359,335.61	360,558.17	4	16,225.12		16,225	
770183 Louise and Clay Bennett Chair in Cancer	2,037,358.74	2,018,251.87	2,032,029.64	2,029,213.42	4	91,314.60		91,315	
770184 Jesus E. Medina MD Chair in Otorhinolaryngology	631,747.02	625,967.67	626,161.44	627,958.71	4	28,258.14		28,258	
770185 CHF (formerly CMRI)/Dr. Geoffrey P. Altshuler Founder Endowed Resear	1,517,431.36	1,503,242.58	1,508,142.64	1,509,605.53	4	67,932.25		67,932	
770186 CHF (formerly CMRI)/Harris D. Riley Jr. MD Endowed Research Chair I I	618,742.45	619,502.13	608,835.34	615,693.31	4	27,706.20	781	28,487	
770187/77 CHF (formerly CMRI) Endowed Chair Richard Kasterke/Connie Griggs/M	2,958,493.19	2,802,269.96	2,663,776.19	2,808,179.78	4	126,368.09	105,417	231,785	
770188A CHF (formerly CMRI) Endowed Research Professorshi p (split and rename	663,559.63	657,612.27	674,682.99	665,284.97	4	29,937.82		29,938	
770189 CHF (formerly CMRI) Endowed Research Professorship in Pediatrics fom	1,490,160.25	1,459,150.17	1,456,800.55	1,468,703.66	4	66,091.66	8,373	74,465	

OKLAHOMA STATE REGENTS' ENDOWMENT TRUST FUND--2025 DISTRIBUTION SCHEDULE

Account	Account Balance 6/30/2025	Account Balance 6/30/2024	Account Balance 6/30/2023	Three-year Average Mrkt. Value	# Qrts	FY25 Available Distribution	FY24 Carryover	Total Available Distribution	Distribution Requested
770190 Peggy and Charles Stephenson Chair in Translational or Clinical Trial Rese	532,759.52	527,605.97	534,730.73	531,698.74	4	23,926.44		23,926	
770191 CHF Dr. Webb M. Thompson Jr. and Alma Thompson Chair in Pediatric C	354,624.53	351,194.13	355,936.64	353,918.43	4	15,926.33		15,926	
770192 Peggy and Charles Stephenson Chair in Cancer Laboratory Research	531,936.79	526,791.20	533,904.96	530,877.65	4	23,889.49		23,889	
770193 Stephenson Chair in Cancer	442,987.04	451,467.61	429,155.18	441,203.28	4	19,854.15		19,854	
770194 Peggy and Charles Stephenson Chair in Cancer #2	531,936.79	526,791.20	533,904.96	530,877.65	4	23,889.49		23,889	
770195 Peggy and Charles Stephenson Chair in Cancer #3	531,936.79	526,791.20	533,904.96	530,877.65	4	23,889.49		23,889	
770196 Barry Gray MD Professorship of Pulmonary and Critical Care Research	315,615.85	312,562.79	316,783.61	314,987.42	4	14,174.43		14,174	
Subtotal, OUHSC	204,584,475.80	201,112,226.79	199,206,528.06	198,399,969.39		9,073,548.46	1,432,672	10,506,220	0.00
OU- Tulsa									
765001 Gussman Chair in Internal Medicine	1,119,519.89	1,109,034.78	1,111,204.31	1,113,253.00	4	50,096.38		50,096	
765002 Julian Rothbaum Chair in Community Health Research	1,113,661.60	1,103,260.11	1,102,827.69	1,106,583.13	4	49,796.24		49,796	
765003 The Oxley Foundation Chair in Neuroscience Research	1,118,466.40	1,108,020.32	1,107,590.86	1,111,359.19	4	50,011.16		50,011	
765004 Kaiser Family Foundation Chair in Medical Informatics -f formerly #1	1,101,656.98	1,091,367.89	1,090,944.87	1,094,656.58	4	49,259.55		49,260	
765005 Kaiser Family Foundation Chair in Community Medicine Research- Chair i	1,319,350.97	1,307,029.48	1,306,534.41	1,310,971.62	4	58,993.72		58,994	
765006 Kaiser Family Foundation Chair in Emergency Medicine - Chair #3	1,111,668.27	1,101,285.68	1,100,858.85	1,104,604.26	4	49,707.19		49,707	
765007 GKFF Chair in Clinical Translational Science #1 formerly Steven Landgart	1,160,547.52	1,099,264.81	1,044,936.95	1,101,583.09	4	49,571.24	43,671	93,242	
765008 George Kaiser Family Foundation in Internal Medicine formerly Kaiser Fai	1,183,884.82	1,172,810.54	1,178,489.61	1,178,394.99	4	53,027.77		53,028	
765009 Hille Foundation Chair in Diabetes	1,137,697.91	1,127,030.77	1,127,511.06	1,130,746.58	4	50,883.60		50,884	
765010 George Kaiser Family Foundation Chair in Medical Education (formerly #6	1,195,044.57	1,183,883.49	1,183,428.35	1,187,452.14	4	53,435.35		53,435	
765011 George Kaiser Family Foundation Professorship #7A Public Health, in Pop	589,038.54	583,537.12	583,310.94	585,295.53	4	26,338.30		26,338	
765011B GKFF Professorship of Public Health - Biostatistics formerly George Kais	589,550.60	558,419.38	530,821.18	559,597.05	4	25,181.87	26,221	51,403	
765012 George Kaiser Family Foundation in Internal Medicine #2 formerly Chair i	1,732,026.45	1,640,566.80	1,641,071.71	1,671,221.65	4	75,204.97	37,609	112,814	
765013 George Kaiser Family Foundation Chair in Internal Medicine #3 formerly i	1,406,627.56	1,393,490.36	1,392,951.15	1,397,689.69	4	62,896.04		62,896	
765014 George Kaiser Family Foundation Chair in Community Medicine (formerly	1,178,077.07	1,167,074.25	1,166,621.88	1,170,591.07	4	52,676.60		52,677	
765015 GKFF Chair in Clinical Translational Science #2 formerly George Kaiser F	1,160,779.44	1,099,484.49	1,045,145.77	1,101,803.23	4	49,581.15	55,113	104,694	
765016 George Kaiser Family Foundation Professorship #12A, Chair in Public Hea	677,263.99	670,938.65	670,678.92	672,960.52	4	30,283.22	-	30,283	
765016B George Kaiser Family Foundation Professorship #12B, Chair in Public Hea	680,782.65	674,496.86	674,244.79	676,508.10	4	30,442.86	-	30,443	
765017 George Kaiser Family Foundation Chair in Surgery (formerly #13)	1,342,968.71	1,330,428.97	1,329,975.93	1,334,457.87	4	60,050.60	-	60,051	
765018 George Kaiser Family Foundation Chair in Pediatrics (formerly #14)	1,175,543.33	1,164,564.17	1,164,112.79	1,168,073.43	4	52,563.30	-	52,563	
765019 George Kaiser Family Foundation Chair in Psychiatry (formerly #15)	1,213,668.42	1,202,485.14	1,206,902.14	1,207,685.23	4	54,345.84	-	54,346	
765020 George Kaiser Family Foundation in Obstetrics and Gynecology #2 formerl	1,362,012.08	1,349,291.44	1,348,768.92	1,353,357.48	4	60,901.09	-	60,901	
765021 George Kaiser Family Foundation in Emergency Medicine #2 formerly Cha	1,413,320.63	1,400,120.94	1,399,579.24	1,404,340.27	4	63,195.31	-	63,195	
765022 GKFF Chair in Clinical Translational Science #3 formerly George Kaiser F	1,161,053.44	1,099,744.02	1,045,392.47	1,102,063.31	4	49,592.85	64,926	114,519	
765023 George Kaiser Family Foundation in Medical Informatics #2 formerly Chai	1,477,510.51	1,463,712.66	1,463,161.17	1,468,128.12	4	66,065.77		66,066	
765024 GKFF Chair in Cancer Screening formerly George Kaiser Family Foundati	1,071,992.25	1,056,588.59	1,044,638.51	1,057,739.78	4	47,598.29		47,598	
765024B George Kaiser Family Foundation Professorship #20B, in Clinical Educat	725,481.47	718,706.08	718,432.14	720,873.23	4	32,439.30		32,439	
765025 George Kaiser Family Foundation Professorship #21A, in Clinical Educat	686,689.45	680,276.07	680,012.69	682,326.07	4	30,704.67		30,705	
765025B George Kaiser Family Foundation Professorship #21B, in Clinical Educat	696,538.65	690,033.40	689,768.41	692,113.49	4	31,145.11		31,145	
765026 George Kaiser Family Foundation Professorship #22AChair in Clinical Ed	694,535.09	688,048.45	687,782.13	690,121.89	4	31,055.48		31,055	
765026B George Kaiser Family Foundation Professorship #22B, Chair in Clinical E	707,908.81	701,297.44	701,028.93	703,411.73	4	31,653.53		31,654	
765027 George Kaiser Family Foundation Professorship #23A, formerly Chair in C	694,400.01	687,914.64	687,648.37	689,987.67	4	31,049.45		31,049	
765027B George Kaiser Family Foundation Professorship #23B, formerly Chair in C	709,776.98	703,148.18	702,879.39	705,268.19	4	31,737.07		31,737	
765028 George Kaiser Family Foundation Chair #24	1,938,450.26	1,894,375.78	1,800,751.95	1,877,859.33	4	84,503.67	49,360	133,864	
765029 GKFF Chair in Vascular Medicine formerly George Kaiser Family Foundat	1,161,053.44	1,099,744.02	1,045,392.47	1,102,063.31	4	49,592.85	64,926	114,519	
765030 GKFF Professorship of Surgery formerly George Kaiser Family Foundatio	575,629.04	558,589.66	530,983.05	555,067.25	4	24,978.03	25,741	50,719	
765030B GKFF Professorship of Public Health - Health Promotion formerly George	589,730.37	558,589.66	530,983.05	559,767.69	4	25,189.55	32,621	57,811	
765031 George Kaiser Family Foundation Chair #27	0.00	0.00	0.00	-	4				
765032 George Kaiser Family Foundation Chair in OU-Tulsa #28	1,999,984.98	1,894,375.78	1,800,751.95	1,898,370.90	4	85,426.69	79,383	164,810	
765033 GKFF Director's Chair in OU Polytechnic formerly George Kaiser Family I	1,381,155.61	1,448,450.23	1,376,864.93	1,402,156.92	4	63,097.06		63,097	
765034 GKFF Chair in Polytechnic #1 formerly George Kaiser Family Foundation	1,026,188.09	1,099,744.02	1,045,392.47	1,057,108.19	4	47,569.87		47,570	
765035 GKFF Chair in OU Polytechnic #2 formerly George Kaiser Family Founda	1,026,188.09	1,099,744.02	1,045,392.47	1,057,108.19	4	47,569.87		47,570	
765036 GKFF Chair in OU Polytechnic #3 formerly George Kaiser Family Founda	1,026,188.09	1,099,744.02	1,045,392.47	1,057,108.19	4	47,569.87		47,570	
765037 Oxley Foundation Endowed Chair in Child & Adolescent Psychiatric Reser	1,174,069.60	1,163,104.21	1,162,653.39	1,166,609.07	4	52,497.41		52,497	
765038 Oxley Foundation Endowed Chair in Child & Adolescent Psychiatric Educ	1,183,727.75	1,172,833.39	1,172,398.93	1,176,320.02	4	52,934.40		52,934	
765039 Oxley Foundation Endowed Chair in Child Psychiatry (formerly Imaging P	1,178,077.07	1,167,074.25	1,166,621.88	1,170,591.07	4	52,676.60		52,677	
765040 GKFF Chair in OU Polytechnic #4	1,058,976.69	1,049,397.38	1,044,138.03	1,050,837.37	4	47,287.68		47,288	
765041 GKFF Chair in OU Polytechnic #5	1,058,976.69	1,049,397.38	1,044,138.03	1,050,837.37	4	47,287.68		47,288	

OKLAHOMA STATE REGENTS' ENDOWMENT TRUST FUND--2025 DISTRIBUTION SCHEDULE

Account	Account Balance 6/30/2025	Account Balance 6/30/2024	Account Balance 6/30/2023	Three-year Average Mrkt. Value	# Qrts	FY25 Available Distribution	FY24 Carryover	Total Available Distribution	Distribution Requested
765042 GKFF Professorship of OU Polytechnic #1	537,892.93	533,027.24	530,355.83	533,758.66	4	24,019.14		24,019	
765043 GKFF Professorship of OU Polytechnic #2	521,083.77	516,370.14	513,782.21	517,078.70	4	23,268.54		23,269	
765044 GKFF Professorship of OU Polytechnic #3	537,892.93	533,027.24	530,355.83	533,758.66	4	24,019.14		24,019	
765045 GKFF Professorship of OU Polytechnic #4	537,892.93	533,027.24	530,355.83	533,758.66	4	24,019.14		24,019	
765046 GKFF Professorship of OU Polytechnic #5	537,892.93	533,027.24	530,355.83	533,758.66	4	24,019.14		24,019	
765047 GKFF Professorship of OU Polytechnic #6	537,892.93	533,027.24	530,355.83	533,758.66	4	24,019.14		24,019	
Sub-Total OU Tulsa	54,297,989.27	53,664,026.08	52,906,672.93	48,335,349.33		2,413,030.32	479,572	2,892,603	0.00
TOTAL, OU:	438,715,162.21	431,702,850.01	427,228,102.06	397,057,839.31		19,464,691.71	3,083,803	22,548,495	-
<u>Oklahoma State University</u>									
010001 Wheat Genetics	1,255,808.28	1,244,740.54	1,243,115.41	1,247,888.08	4	56,154.96		56,155	
010002 Sun Co. Wheeler Chair in Hydrogeology	385,601.43	382,067.53	382,931.96	383,533.64	4	17,259.01		17,259	
010003 Kerr McGee Accounting	599,913.37	594,924.31	617,761.45	604,199.71	4	27,188.99		27,189	
010004 Kerr McGee Chair in Chemical Engineering	557,968.85	553,040.67	556,214.82	555,741.45	4	25,008.37		25,008	
010005 Noble Foundation Chair in Web Handling	1,039,628.72	1,030,426.59	1,043,485.66	1,037,846.99	4	46,703.11		46,703	
010006 Ardmore - Business Administration	454,363.32	450,342.75	455,629.53	453,445.20	4	20,405.03		20,405	
010007 CBA Associates Chair in Business Administration	574,327.35	569,244.99	576,841.25	573,471.20	4	25,806.20		25,806	
010008 OBA Banking	605,455.74	600,094.78	608,312.00	604,620.84	4	27,207.94		27,208	
010009 McCasland Foundation Chair in Veterinary Medicine	458,811.87	454,769.44	453,768.26	455,783.19	4	20,510.24		20,510	
010010 Grayce B. Kerr Chair in Mathematics (Public)	1,108,899.57	1,050,344.13	998,434.03	1,052,559.24	4	47,365.17	39,725	87,090	
010011 Grayce B. Kerr Chair in Mathematics (Private)	1,113,678.54	1,054,870.74	1,002,736.93	1,057,095.40	4	47,569.29	40,081	87,651	
010012 Conoco/Dupont - Technology Management	497,978.49	493,574.47	498,461.88	496,671.61	4	22,350.22		22,350	
010013 Noble Foundation -Laser Research	728,631.93	722,433.40	722,845.35	724,636.89	4	32,608.66		32,609	
010014 Bellmon Chair in Optoelectronic Systems & Devices (Public)	1,217,179.22	1,173,722.25	1,132,405.38	1,174,435.62	4	52,849.60	31,811	84,660	
010015 Bellmon Chair in Optoelectronic Systems & Devices (Private)	1,257,569.30	1,211,979.52	1,168,771.90	1,212,773.57	4	54,574.81	35,370	89,944	
010016 Hardesty Chair & Lectureship in Aviation Science	648,386.31	630,112.84	612,138.46	630,212.54	4	28,359.56	12,014	40,373	
010017 AMOCO Chair in Chemical Engineering	469,010.54	464,878.26	463,854.98	465,914.59	4	20,966.16		20,966	
010018 Carson Chair in Business Administration	695,832.23	696,631.76	679,733.05	690,732.35	4	31,082.96	2,175	33,258	
010019 Noble Foundation - Marketing Strategy Chair	518,766.68	514,179.80	519,412.12	517,452.87	4	23,285.38		23,285	
010020 Herrington Intelligent Machines & Robotics Chair	498,036.45	493,648.42	492,561.62	494,748.83	4	22,263.70		22,264	
010021 Williams (formerly MAPCO) Chair in Higher Education	500,248.60	473,832.97	450,415.20	474,832.26	4	21,367.45	18,518	39,885	
010022 OG&E Chair in Regional Economic Analysis	494,058.25	489,705.33	488,627.86	490,797.15	4	22,085.87		22,086	
010023 Endowed Chair in Agriculture	1,191,290.83	1,180,776.06	1,189,918.64	1,187,328.51	4	53,429.78		53,430	
010024 Endowed Chair in Veterinary Medicine	1,245,644.37	1,280,000.69	1,224,346.46	1,249,997.17	4	56,249.87		56,250	
010025 Albert H. Nelson Chair in Robotics	518,589.19	514,015.09	514,690.72	515,765.00	4	23,209.42		23,209	
010026A Stevens (MOST) Chair in Agricultural Biotechnology I	979,953.63	978,834.92	976,258.13	978,348.89	4	44,025.70		44,026	
010026B Stevens (MOST) Chair in Agricultural Biotechnology II	981,948.00	981,835.43	977,708.65	980,497.36	4	44,122.38		44,122	
010027 Endowed Chair in Agriculture II	754,655.44	748,006.40	746,359.30	749,673.71	4	33,735.32		33,735	
010028 Cohn Chair in Veterinary Medicine (Mercy Works Donor)	714,280.71	699,459.75	697,919.85	703,886.77	4	31,674.90	4,142	35,817	
010029 Neustadt Chair in Agriculture Economics	447,510.51	443,567.65	442,591.08	444,556.41	4	20,005.04		20,005	
010030 Irvin Bollenback Endowed Chair in Wildlife Biology	810,646.54	803,502.95	801,712.08	805,287.19	4	36,237.92		36,238	
010031 Walter R. Sitlington Endowed Chair in Food & Fiber Animal Med	2,012,463.01	1,994,725.94	1,992,486.50	1,999,891.82	4	89,995.13		89,995	
010032 Walter R. Sitlington Endowed Chair in Veterinary Medicine II	2,124,477.89	2,012,517.57	2,007,885.12	2,048,293.53	4	92,173.21	45,629	137,802	
010033 William Davis Chair in Human Environmental Sciences	746,365.18	724,100.16	730,421.78	733,629.04	4	33,013.31	7,611	40,624	
010034 Edward E. Bartlett Endowed Chair in Chemical Engineering	769,970.08	763,430.02	788,230.02	773,876.71	4	34,824.45		34,824	
010035 Paul C. Wise Chair in Finance	1,269,358.29	1,258,135.67	1,269,416.87	1,265,636.94	4	56,953.66		56,954	
010036 Hannah D. Atkins Professorship of Public Service & Govt Info	647,685.93	613,484.88	583,165.23	614,778.68	4	27,665.04	24,509	52,174	
010037 Sarkey's Professorship in Entomology	257,514.37	255,264.17	256,141.27	256,306.60	4	11,533.80		11,534	
010038 Sarkey's Professorship in Agriculture Engineering	247,157.40	244,972.10	247,216.40	246,448.63	4	11,090.19		11,090	
010039 Arthur Andersen - Accounting	240,085.52	240,236.91	228,363.93	236,228.78	4	10,630.30	2,616	13,246	
010040 Maddox Professorship - Chemical Engineering	291,017.51	288,449.76	289,154.37	289,540.55	4	13,029.32		13,029	
010041 Centennial Professorship in Engineering - A	300,402.47	284,539.72	284,003.96	289,648.72	4	13,034.19	6,419	19,453	
010042 Noble Foundation Professorship for Tech. Enhanced Learning Sy	356,088.11	352,930.86	359,962.08	356,327.02	4	16,034.72		16,035	
010043 Reynolds - Journalism & Broadcasting	260,997.96	258,764.55	266,626.42	262,129.64	4	11,795.83		11,796	
010044 John And Sue Taylor Professorship in Human Environmental Sci	286,902.24	284,371.77	285,100.46	285,458.15	4	12,845.62		12,846	
010045 Southwestern Bell Professorship in Mathematics	224,368.59	222,391.76	221,902.13	222,887.50	4	10,029.94		10,030	
010046 Southwestern Bell - Electro-Optical Systems (Engineering)	232,690.69	230,640.54	230,132.81	231,154.68	4	10,401.96		10,402	
010047 Animal Science Graduates of Distinction	226,149.63	224,148.30	226,575.51	225,624.48	4	10,153.10		10,153	

OKLAHOMA STATE REGENTS' ENDOWMENT TRUST FUND--2025 DISTRIBUTION SCHEDULE

Account	Account Balance 6/30/2025	Account Balance 6/30/2024	Account Balance 6/30/2023	Three-year Average Mrkt. Value	# Qrts	FY25 Available Distribution	FY24 Carryover	Total Available Distribution	Distribution Requested
010048 Tom J. Cunningham Chair in Mechanical Engineering	539,628.83	511,133.73	485,872.48	512,211.68	4	23,049.53	20,476	43,525	
010049 PSO/Albrecht Naeter in Electrical Engineering	554,487.39	560,625.16	549,057.17	554,723.24	4	24,962.55	1,766	26,729	
010050 Sarkey's Professorship in Agriculture Sciences	220,898.72	219,122.83	224,122.91	221,381.49	4	9,962.17		9,962	
010051 Warth Professorship in Crop Sciences	218,459.46	216,531.69	218,190.80	217,727.32	4	9,797.73		9,798	
010052 COM Alumni Professorship in Rural Medicine	262,835.01	259,993.88	258,070.85	260,299.91	4	11,713.50	1,293	13,006	
010053 P.E. Harrill Professorship in Crop Sciences	248,555.73	236,911.54	236,388.30	240,618.52	4	10,827.83	4,592	15,420	
010054 W. Paul Miller Professorship of Business Administration	240,962.21	238,831.47	241,094.58	240,296.09	4	10,813.32		10,813	
010055 Clarence E. Page Professorship of Aviation Sciences	579,284.75	572,150.10	556,799.28	569,411.38	4	25,623.51	6,961	32,584	
010056 Krull Professorship in Parasitology	423,386.36	419,621.76	418,106.68	420,371.60	4	18,916.72		18,917	
010057 Simplex Professorship in Fire Protection	247,794.59	245,615.97	245,166.14	246,192.23	4	11,078.65		11,079	
010058 W.P. Wood Professorship for Library Service	228,011.25	226,314.77	228,027.09	227,451.04	4	10,235.30		10,235	
010059 Doris Neustadt Professorship for Library Science (Public)	289,532.16	287,985.43	273,752.62	283,756.73	4	12,769.05	4,712	17,481	
010060 Doris Neustadt Professorship for Library Science (Private)	281,422.47	280,303.98	266,450.80	276,059.08	4	12,422.66	4,431	16,854	
010061 Santelmann/Warth Endowed Prof. in Agronomy (Private)	216,022.44	214,204.52	218,551.06	216,259.34	4	9,731.67		9,732	
010062 Santleman/Warth Professorship of Agronomy (Public)	232,356.95	231,949.32	235,418.87	233,241.72	4	10,495.88		10,496	
010063 McCasland Foundation Professorship in Veterinary Medicine	245,773.38	243,607.96	243,071.74	244,151.03	4	10,986.80		10,987	
010064 Puterbaugh Professorship for Library Science (12/31/93)	364,724.64	361,496.51	366,017.56	364,079.57	4	16,383.58		16,384	
010065 Wilton T. Anderson Professorship of Accounting (12/2/93)	230,938.45	225,078.38	225,590.61	227,202.48	4	10,224.11	2,351	12,575	
010066 Oscar S. Gellein/Deloitte & Touche Prof. in Accounting (3/94)	207,328.95	205,501.71	205,240.82	206,023.83	4	9,271.07		9,271	
010067 Wayman & Donna Spence Professorship in Wellness	230,487.47	222,948.96	222,460.63	225,299.02	4	10,138.46	2,676	12,814	
010068 V. Brown Monnett Professorship in Geology (Private)	328,530.61	325,657.38	330,535.52	328,241.17	4	14,770.85		14,771	
010069 V. Brown Monnett Professorship in Geology (Public)	927,236.24	910,420.47	909,235.58	915,630.76	4	41,203.38	10,976	52,180	
010070 Vaughn Foundation Professorship in Number Theory (Private)	118,554.95	117,508.80	118,339.09	118,134.28	4	5,316.04		5,316	
010071 Vaughn Foundation Professorship in Number Theory (Public)	230,763.85	228,800.73	234,436.69	231,333.75	4	10,410.02		10,410	
010072 Equine Sports Medicine Professorship	783,379.57	776,477.48	774,767.89	778,208.32	4	35,019.37		35,019	
010073 Norris Professorship of Humanities	319,127.34	319,127.46	327,120.29	322,707.03	4	14,521.82		14,522	
010074 Lanphere Professorship in Hotel and Restaurant Administration	295,840.47	280,218.61	266,369.65	280,809.57	4	12,636.43	10,589	23,226	
010075 Endowed Professorship in Animal Medicine	803,247.34	817,848.87	782,054.05	801,050.09	4	36,047.25	4,159	40,207	
010076 Fleming Professorship of Management Technology	189,898.95	189,119.61	188,043.94	189,020.83	4	8,505.94		8,506	
010077 Carroll M. Leonard Professorship (6/30/95)	212,794.96	210,913.13	212,989.95	212,232.68	4	9,550.47		9,550	
010078 Maciula Professorship in Engineering (9/5/97)	169,404.83	160,459.41	160,132.33	163,332.19	4	7,349.95	3,626	10,976	
010079 M.R. Lohman Professorship in Engineering	339,665.74	336,673.99	335,936.69	337,425.47	4	15,184.15		15,184	
010080 Richard W. Poole Professorship for Excellence (Business)	309,409.27	306,680.68	306,949.72	307,679.89	4	13,845.60		13,846	
010081 Mel and Mary Jones Professorship in Plant Genetics	135,977.32	134,779.47	134,483.22	135,080.01	4	6,078.60		6,079	
010082 Norman and Suzanne Myers Chair in Business	532,517.04	527,878.70	528,465.66	529,620.47	4	23,832.92		23,833	
010083 Kerr Foundation Chair in Biomedical Laser and Biphotonic Resea	505,896.80	501,425.03	505,568.76	504,296.86	4	22,693.36		22,693	
010084 Bill Fitzwater Cooperative Chair in Ag. Economics	1,065,063.75	1,055,670.31	1,064,986.21	1,061,906.76	4	47,785.80		47,786	
010085 Robert Sirney Prof. Ag. Biochemistry (MOST Optical)	268,640.69	270,324.05	261,213.89	266,726.21	4	12,002.68		12,003	
010086 Wayne and Jean Huffine Prof. Turfgrass (MOST Optical)	266,918.66	264,550.78	269,826.30	267,098.58	4	12,019.44		12,019	
010087 W. Haskell Cudd Professorship in Business	294,479.98	293,376.60	295,897.60	294,584.73	4	13,256.31		13,256	
010088 Professorship in Structural and Household Pest Control/urban En	556,953.15	555,829.63	559,304.39	557,362.39	4	25,081.31		25,081	
010089 Ricks-Rapp Professorship in Musculoskeletal Research	309,594.11	293,245.99	278,753.19	293,864.43	4	13,223.90	9,731	22,955	
010090 Sparks Endowed Chair in Agriculture	1,221,067.36	1,210,298.03	1,211,653.21	1,214,339.53	4	54,645.28		54,645	
010091 Glenn Bullock Endowed Professorship in Equine Reproduction	262,948.78	260,632.03	260,058.22	261,213.01	4	11,754.59		11,755	
010092 Watson Chair in Financial Risk Management	1,078,042.66	1,069,965.10	1,066,855.97	1,071,621.24	4	48,222.96	4,370	52,593	
010093 Christine Salmon Endowed Professorship in Interior Design	362,163.98	362,571.19	359,518.37	361,417.84	4	16,263.80	1,176	17,439	
010094 Endowed Chair in Geophysics	321,921.38	319,085.03	318,382.41	319,796.27	4	14,390.83		14,391	
010095 Heath Endowed Professorship in Journalism	522,414.87	518,080.67	530,862.58	523,786.04	4	23,570.37		23,570	
010096 Browning Professorship in Agriculture 6/02	394,390.56	390,912.46	391,273.42	392,192.15	4	17,648.65		17,649	
010097 Williams Chair in Information Technology (OSU-Tulsa) 6/02	1,767,562.70	1,752,799.15	1,709,841.12	1,743,400.99	4	78,453.04	20,058	98,511	
010098 Fran D. Jabara Professorship in Entrepreneurship Studies	1,475,698.02	1,397,773.79	1,329,927.63	1,401,133.15	4	63,050.99	49,505	112,556	
010099 Don Brattain Endowed Professorship in Business	392,628.75	389,160.11	391,703.04	391,163.97	4	17,602.38		17,602	
010100 Spears Chair in Business Administration	3,630,989.01	3,657,823.44	3,623,392.09	3,637,401.51	4	163,683.07		163,683	
010101 Francis Tuttle Professorship in Occupational and Adult Education	879,659.56	874,705.32	862,264.22	872,209.70	4	39,249.44	6,343	45,592	
010102 Glenn M. Stinchcomb Family Professorship	480,680.67	467,929.14	473,268.96	473,959.59	4	21,328.18		21,328	
010103 Breedlove Professorship in Agribusiness	742,297.95	733,927.18	737,930.70	738,051.95	4	33,212.34	884	34,096	
010104 Bryan Close Endowed Professorship	381,257.50	377,885.74	381,637.36	380,260.20	4	17,111.71		17,112	
010105 Hyle Family Endowed Professorship	396,467.49	392,974.37	392,109.19	393,850.35	4	17,723.27		17,723	

OKLAHOMA STATE REGENTS' ENDOWMENT TRUST FUND--2025 DISTRIBUTION SCHEDULE

Account	Account Balance 6/30/2025	Account Balance 6/30/2024	Account Balance 6/30/2023	Three-year Average Mrkt. Value	# Qrts	FY25 Available Distribution	FY24 Carryover	Total Available Distribution	Distribution Requested
010106 Morsani Endowed Chair in Math, Science and Tech. Education	1,620,047.07	1,534,500.49	1,458,662.41	1,537,736.66	4	69,198.15	59,056	128,254	
010107 Arthur L. Reed Chair	1,160,945.99	1,150,717.34	1,148,184.16	1,153,282.50	4	51,897.71		51,898	
010108 Totusek Chair in Animal Science	582,423.24	577,311.11	577,059.41	578,931.25	4	26,051.91		26,052	
010109 White Animal Science Chair	574,226.02	569,165.12	567,884.57	570,425.24	4	25,669.14		25,669	
010110 Peggy Layman Welch Chair	678,239.22	650,400.51	646,158.34	658,266.02	4	29,621.97	11,251	40,873	
010111 Sports Media Professorship	676,005.17	647,908.74	617,724.32	647,212.74	4	29,124.57	20,536	49,661	
010112 Judy Johnson Professorship in Accounting	366,589.48	307,106.92	294,604.80	322,767.07	4	14,524.52		14,525	
010113 Lanny Chasteen Professorship in Accounting	326,589.67	323,711.66	322,989.49	324,430.28	4	14,599.36		14,599	
010114 Puterbaugh Legal Studies & Ethics in Business Professorship	437,231.31	434,323.76	437,847.89	436,467.65	4	19,641.04		19,641	
010115 Rhea Oklahoma International Women Forum Professorship	303,281.32	287,266.55	290,533.92	293,693.93	4	13,216.23	6,475	19,691	
010116 Spears in Administrative and Academic Leadership	2,095,148.67	1,984,514.35	1,886,435.69	1,988,699.57	4	89,491.48	83,264	172,755	
010117 Spears Chair in Business Administration II	2,586,304.04	2,563,409.64	2,597,399.04	2,582,370.90	4	116,206.69		116,207	
010118 Williams Chair in Business	1,309,439.09	1,290,551.82	1,313,930.35	1,304,640.42	4	58,708.82	3,556	62,265	
010119 Spears Chair in Business Administration III	1,603,348.67	1,589,163.57	1,606,934.96	1,599,815.73	4	71,991.71		71,992	
010120 Raymond Young Chair	796,921.02	790,160.68	800,846.97	795,976.23	4	35,818.93		35,819	
010121 Christine Casheel Professorship	356,758.42	357,883.76	356,749.48	357,130.56	4	16,070.87		16,071	
010122 Stella Anderson Professorship	389,220.32	384,168.73	380,871.59	384,753.55	4	17,313.91	3,025	20,339	
010123 Gorman Gilbert, Bert Cooper, W&W Steel Professorship in Civil & Enviro	556,231.98	551,330.57	550,104.61	552,555.72	4	24,865.01		24,865	
010124 Marilyn Thoma Chair in Human Environmental Services	570,954.98	565,912.31	569,070.08	568,645.79	4	25,589.06		25,589	
010125 Dr. Lawrence Boger Distinguished Professorship in International Studies	405,512.83	411,141.59	402,901.10	406,518.51	4	18,293.33		18,293	
010126 Thomas E. Berry Professorship in Water Research	297,345.61	294,970.63	293,791.64	295,369.29	4	13,291.62		13,292	
010127 Hodges Professorship in Plant & Soil Research	296,581.62	293,971.82	293,421.07	294,658.17	4	13,259.62		13,260	
010128 A. J. and Susan Jacques Chair in Ag. Economics	1,131,272.27	1,121,309.96	1,119,002.25	1,123,861.49	4	50,573.77		50,574	
010129 Chesapeake Energy Chair in Petroleum Geosciences	1,130,592.98	1,120,609.79	1,126,083.28	1,125,762.01	4	50,659.29		50,659	
010130 Geology A Chair II	1,130,592.99	1,120,609.80	1,126,083.29	1,125,762.02	4	50,659.29		50,659	
010131 Devon Energy Chair for Basin Research	1,177,894.41	1,178,773.98	1,143,641.79	1,173,436.73	4	52,804.65		52,805	
010132 Vennerberg Chair in Bioinformatics and Molecular Genetics	588,888.54	583,679.47	590,424.14	587,664.05	4	26,444.88		26,445	
010133 Vennerberg Professorship in Art	367,260.30	363,958.50	362,019.10	364,412.63	4	16,398.57		16,399	
010134 N. Malone Mitchell, Jr. Chair in Entrepreneurship	4,449,795.62	4,410,590.20	4,400,882.51	4,420,422.78	4	198,919.02		198,919	
010135 Norman G. Stevenson Chair in Entrepreneurship	4,691,995.88	4,662,672.25	4,720,171.03	4,691,613.05	4	211,122.59		211,123	
010136 Puterbaugh Foundation Professorship Fund	831,196.67	809,769.65	798,757.69	813,241.34	4	36,595.86	12,766	49,362	
010137 John A. & Donnie Brock Professorship in Educational Leadership	313,249.10	308,778.23	305,053.59	309,026.97	4	13,906.21	2,912	16,818	
010138 Ferris, Anderson, Halligan College Student Development Professorship	369,204.59	363,472.87	354,967.64	362,548.37	4	16,314.68	4,845	21,159	
010139 Ledbetter & Lemon Counseling Psych Diversity Professorship	422,559.29	316,116.67	305,836.12	348,170.69	4	15,667.68	6,165	21,833	
010140 A.J. and Susan Jacques Professorship in Special Education	436,133.64	417,078.91	396,466.04	416,559.53	4	18,745.18	15,155	33,900	
010141 Chuck and Kim Watson	646,446.82	623,693.61	603,437.22	624,525.88	4	28,103.66	15,252	43,356	
010142 Harold Courson Chair in Petroleum Engineering	1,410,479.75	1,367,659.36	1,315,457.75	1,364,532.29	4	61,403.95	33,700	95,104	
010143 Continental Resources Chair in Petroleum Engineering	1,179,041.76	1,176,872.53	1,176,857.74	1,177,590.68	4	52,991.58		52,992	
010144 Ray and Linda Booker Professorship in Aerospace Engineering	308,545.40	308,294.39	301,952.42	306,264.07	4	13,781.88	1,652	15,434	
010145 Donald and Cathey Humphreys Chair in Industrial Engineering & Mngmt	617,151.40	625,637.73	599,059.03	613,949.39	4	27,627.72		27,628	
010146 Donald and Cathey Humphreys Chair in CEAT	781,660.84	758,754.84	745,293.79	761,903.16	4	34,285.64	12,563	46,848	
010147 OG&E Energy Technology Chair	629,736.04	624,162.73	631,822.44	628,573.74	4	28,285.82		28,286	
010148 Samson Investment Chair in Petroleum Engineering	1,326,376.07	1,291,865.91	1,244,097.93	1,287,446.64	4	57,935.10	28,664	86,599	
010149 Lew Ward Chair in Petroleum Engineering	686,469.15	682,204.81	685,118.55	684,597.50	4	30,806.89		30,807	
010150 Bryan Close Professorship in Adulthood & Aging	301,756.70	299,140.75	298,791.23	299,896.23	4	13,495.33	676	14,171	
010151 Endowed Professorship in Parenting	440,057.30	435,378.60	430,229.48	435,221.79	4	19,584.98	3,236	22,821	
010152 Doug and Nickie Burns Endowed Professorship in Vocal Music	297,121.66	296,825.80	300,156.82	298,034.76	4	13,411.56		13,412	
010153 Joan Kirkpatrick Clinic Professorship in Small Animal Internal Medicine	818,668.89	775,439.08	737,115.33	777,074.43	4	34,968.35	31,282	66,250	
010154 Clerico Family Chair in Library Excellence	1,264,882.08	1,250,174.29	1,258,799.37	1,257,951.91	4	56,607.84	1,716	58,324	
010155 George Kaiser Family Foundation Chair "A" in Health Sciences	1,155,567.41	1,156,524.22	1,146,381.91	1,152,824.51	4	51,877.10		51,877	
010156 George Kaiser Family Foundation Chair "B" in Health Sciences	1,502,533.51	1,437,759.17	1,386,788.57	1,442,360.42	4	64,906.22	44,273	109,179	
010157 Northwest Oklahoma Osteopathic Foundation Grad Education	336,329.81	318,569.91	302,825.55	319,241.76	4	14,365.88	12,425	26,790	
010158 Harrison Bartlett Professorship in Chemistry	578,096.23	572,989.01	577,171.53	576,085.59	4	25,923.85		25,924	
010159 Masonic Foundation Chair in Gender Studies	701,073.97	667,750.36	666,729.35	678,517.89	4	30,533.31	15,497	46,030	
010160 Laurence and Georgia Ina Dresser Professorship in Rural Sociology	566,677.37	561,665.75	567,500.30	565,281.14	4	25,437.65		25,438	
010161 Vennerberg Professorship in Developmental Disabilities Psychology	373,054.45	369,697.80	367,680.26	370,144.17	4	16,656.49		16,656	
010162 Construction Management Technology Advisory Board Professorship	702,029.72	692,100.96	672,918.05	689,016.24	4	31,005.73	8,776	39,781	
010163 John Hendrix Chair in Engineering Fund	668,756.52	634,797.60	641,409.96	648,321.36	4	29,174.46	13,621	42,795	

OKLAHOMA STATE REGENTS' ENDOWMENT TRUST FUND--2025 DISTRIBUTION SCHEDULE

Account	Account Balance 6/30/2025	Account Balance 6/30/2024	Account Balance 6/30/2023	Three-year Average Mrkt. Value	# Qrts	FY25 Available Distribution	FY24 Carryover	Total Available Distribution	Distribution Requested
010164 Center for Innovation and Economic Development Chair in Sensor Technol	743,815.14	722,970.86	735,487.30	734,091.10	4	33,034.10	6,978	40,012	
010165 Jim and Lynne Williams Professorship in Energy Technologies	381,083.03	382,540.56	363,634.65	375,752.75	4	16,908.87	4,932	21,841	
010166 Janes Professorship in Fire Protection and Safety	683,983.71	667,891.98	648,921.92	666,932.54	4	30,011.96	12,752	42,764	
010167 Williams Companies Professorship In Civil Engineering	496,062.47	489,424.57	484,178.78	489,888.60	4	22,044.99	4,349	26,394	
010168 Wilson Bentley Professorship in Industrial Engineering & Management	372,935.46	369,635.04	374,095.46	372,221.99	4	16,749.99		16,750	
010169 Centennial Professorship in Architecture & Architectural Engineering	594,564.75	572,511.22	571,356.69	579,477.55	4	26,076.49	8,167	34,243	
010170 Halliburton Professorship in Engineering	368,842.50	355,345.07	337,783.20	353,990.26	4	15,929.56	11,196	27,125	
010171 Audrey E. Oaks Professorship	389,193.31	368,641.96	350,422.93	369,419.40	4	16,623.87	14,574	31,198	
010172 Jennifer Flanery Jacques Professorship in Community Counseling	348,731.60	345,100.16	333,710.34	342,514.04	4	15,413.13	4,591	20,004	
010173 Joan Donelson Jacques Professorship in Health Promotion	373,038.06	353,339.78	335,877.03	354,084.95	4	15,933.82	14,412	30,346	
010174 Elizabeth Jacques Munroe Professorship in Reading and Literacy	381,048.14	375,310.12	360,767.11	372,375.13	4	16,756.88	6,380	23,137	
010175 M. B. Seretean Endowed Professorship in Wellness	357,801.25	347,086.75	333,164.58	346,017.53	4	15,570.79	9,063	24,634	
010176 Alice Phillips Endowed Professorship in Elementary Education	362,612.65	348,470.40	340,130.94	350,404.67	4	15,768.21	8,539	24,307	
010177 Laurence and Georgia Ina Dresser Professorship in Rural Teacher Educatio	711,827.54	684,750.98	658,750.93	685,109.82	4	30,829.94	20,295	51,125	
010178 Jim and Lynne Williams Professorship in Nutritional Sciences	350,146.93	332,633.87	325,101.61	335,960.80	4	15,118.24	9,922	25,041	
010179 Johnny Pope Chair in Entrepreneurship	4,869,505.59	4,826,562.13	4,830,390.93	4,842,152.88	4	217,896.88		217,897	
010180 Entrepreneurship Chair #1	4,933,178.86	4,889,576.61	4,928,705.53	4,917,153.67	4	221,271.92		221,272	
010181 Entrepreneurship Chair #2	5,411,774.44	5,403,075.13	5,257,163.02	5,357,337.53	4	241,080.19	28,830	269,911	
010182 Entrepreneurship Chair #3	2,564,055.95	2,541,390.64	2,562,676.52	2,556,041.04	4	115,021.85		115,022	
010183 Wilton T. Anderson Chair in Accounting	763,508.26	713,924.45	678,640.88	718,691.20	4	32,341.10	25,402	57,743	
010184 Greg Massey Professorship in Finance	401,433.90	381,854.22	367,293.76	383,527.29	4	17,258.73	13,666	30,924	
010185 Chuck and Kim Watson Chair in Business	705,526.38	678,280.87	681,150.19	688,319.15	4	30,974.36	13,419	44,394	
010186 Patrick B. Dorr Professorship	663,996.63	652,744.30	624,953.07	647,231.33	4	29,125.41	12,145	41,270	
010187 Jay and Fayenelle Helm Professorship	407,255.44	391,568.30	378,988.78	392,604.17	4	17,667.19	9,744	27,411	
010188 ONEOK Foundation Chair in Finance	1,743,581.58	1,673,102.65	1,612,440.68	1,676,374.97	4	75,436.87	50,753	126,189	
010189 Holder Family Chair in Entrepreneurship	1,254,275.63	1,243,158.02	1,264,552.34	1,253,995.33	4	56,429.79		56,430	
010190 Claud D. Kniffin Professorship of Library Science & Education	317,004.05	313,612.65	316,081.45	315,566.05	4	14,200.47	287	14,487	
010191 Burns and Ann Hargis Endowed Professorship	383,071.80	370,495.47	362,282.62	371,949.96	4	16,737.75	6,666	23,404	
010192 Madeleine Pickens Chair #A	1,267,741.08	1,256,494.61	1,281,548.26	1,268,594.65	4	57,086.76		57,087	
010193 Madeleine Pickens Chair #B	1,267,741.08	1,256,494.61	1,281,548.26	1,268,594.65	4	57,086.76		57,087	
010194 Madeleine Pickens Chair #C	1,267,741.08	1,256,494.61	1,281,548.26	1,268,594.65	4	57,086.76		57,087	
010195 Madeleine Pickens Chair #D	1,267,741.10	1,256,494.63	1,281,548.29	1,268,594.67	4	57,086.76		57,087	
010196 Madeleine Pickens Chair #E	1,267,741.08	1,256,494.60	1,281,548.26	1,268,594.65	4	57,086.76		57,087	
010197 Rainbolt Family Chair in Agricultural Finance	620,513.92	615,048.71	613,740.01	616,434.21	4	27,739.54		27,740	
010198 George Chiga Animal Science Endowed Professorship Fund	322,971.11	315,781.40	310,273.63	316,342.05	4	14,235.39	4,497	18,732	
010199 Oklahoma Farm Credit Professorship in Agricultural Economics	371,703.37	368,365.98	371,445.06	370,504.81	4	16,672.72		16,673	
010200 Meibergen Family Professorship in Plant and Soil Sciences	317,701.24	314,893.25	317,405.61	316,666.70	4	14,250.00		14,250	
010201 Cline Family Equine Science Professorship	313,047.10	310,277.03	313,909.49	312,411.21	4	14,058.50		14,059	
010202 Nutrients for Life Foundation Professorship in Soil and Food Crop Nutritio	304,769.86	294,942.84	292,964.97	297,559.22	4	13,390.16	3,768	17,158	
010203 Advance Foods/S.E. Gilliland Professorship in Microbial Food	352,975.47	349,858.14	351,771.27	351,534.96	4	15,819.07		15,819	
010204 Roger Howell Endowed Professorship in Agricultural Education	311,704.50	308,941.52	314,308.29	311,651.44	4	14,024.31		14,024	
010205 4-H Centennial Professorship	329,811.90	326,905.70	326,272.47	327,663.35	4	14,744.85		14,745	
010206 Charles and Linda Shackleford Professorship in Floriculture	313,663.44	312,816.80	311,843.29	312,774.51	4	14,074.85		14,075	
010207 Barry Pollard MD/P&K Equipment Inc. Professorship in Agribusiness	310,249.12	310,145.54	303,786.81	308,060.49	4	13,862.72		13,863	
010208 Mary Lou Lemon Endowed Professorship for Under-represented Voices	345,792.31	342,721.30	345,948.93	344,820.85	4	15,516.94		15,517	
010209 Cal and Marilyn Vogt Professorship in CEAT	305,766.00	303,064.16	305,241.19	304,690.45	4	13,711.07		13,711	
010210 John Brammer Endowed Professorship in Mechanical & Aerospace Engine	302,830.68	296,925.65	296,271.82	298,676.05	4	13,440.42	1,572	15,013	
010211 Ed Keller Endowed Professorship in Finance (formerly Endowed Professor	321,354.02	304,384.92	309,223.01	311,653.98	4	14,024.43	6,859	20,884	
010212 Joe Synar Endowed Chair	828,547.25	806,548.33	787,741.46	807,612.35	4	36,342.56	14,264	50,607	
010213 William S. Spears Chair in Business Administration IV	872,745.27	865,028.29	873,104.36	870,292.64	4	39,163.17		39,163	
010215 Ralph and Peggy Brenneman Professorship Fund	319,268.43	316,443.89	320,324.02	318,678.78	4	14,340.55		14,341	
010216 Don and Cathey Humphreys Chair in International Studies	389,341.30	386,021.67	390,005.88	388,456.28	4	17,480.53		17,481	
010217 Don and Cathey Humphreys Chair in International Studies - B	379,727.57	376,407.21	376,815.73	377,650.17	4	16,994.26		16,994	
010218 Orville and Helen Buchanan Chair in Biosystems and Agricultural Enginee	616,650.51	611,207.39	613,301.38	613,719.76	4	27,617.39		27,617	
010219 Howard and Adene Harrington Chair in Animal Science	734,805.86	720,648.53	719,061.98	724,838.79	4	32,617.75	3,732	36,349	
010220 Virgil and Marge Jurgensmeyer Research Professorship/Product Developm	331,045.95	328,127.90	327,894.24	329,022.70	4	14,806.02		14,806	
010221 Temple Gradin Professorship in Animal Behavior and Well Being	331,983.73	329,052.07	330,755.16	330,596.99	4	14,876.86		14,877	
010222 Hitch Family Professorship in Ruminant Feedlot Nutrition	316,640.29	313,836.22	319,440.08	316,638.86	4	14,248.75		14,249	

OKLAHOMA STATE REGENTS' ENDOWMENT TRUST FUND--2025 DISTRIBUTION SCHEDULE

Account	Account Balance 6/30/2025	Account Balance 6/30/2024	Account Balance 6/30/2023	Three-year Average Mrkt. Value	# Qrts	FY25 Available Distribution	FY24 Carryover	Total Available Distribution	Distribution Requested
010223 Devon Energy Chair/Basin Research II (formerly Homeland Security Sens	1,262,891.58	1,285,751.83	1,226,321.03	1,258,321.48	4	56,624.47		56,624	
010224 Vennerberg Chair in Bioinformatics and Molecular Genetics II (formerly M	647,442.57	641,888.11	655,530.96	648,287.21	4	29,172.92		29,173	
010225 Don and Cathey Humphreys Chair CEAT II (formerly Botany A II**)	800,542.65	776,639.20	762,294.27	779,825.37	4	35,092.14	15,303	50,395	
010226 Continental Resources Chair in Petroleum Engineering II (formerly Indoor	1,298,818.29	1,305,032.24	1,298,683.54	1,300,844.69	4	58,538.01		58,538	
010227 Lew and Myra Ward Chair in Petroleum Engineering II (formerly Electrom	740,370.63	738,281.26	738,423.60	739,025.16	4	33,256.13		33,256	
010228 John and Donnie Brock Professorship in Education Leadership & Policy II	345,160.36	339,004.42	333,785.94	339,316.91	4	15,269.26	4,545	19,814	
010229 Bryan Close Professorship in Adulthood & Aging II (formerly Family Gerc	331,573.62	327,383.18	325,637.86	328,198.22	4	14,768.92	2,158	16,927	
010231 N. Malone Mitchell, Jr. Chair in Entrepreneurship II (formerly Health/Soci	4,757,806.46	4,715,887.27	4,705,507.62	4,726,400.45	4	212,688.02		212,688	
010232 Don and Cathey Humphreys Chair in International Studies A II (formerly L	631,298.30	626,743.74	636,566.28	631,536.11	4	28,419.12		28,419	
010233 Clerico Family Chair in Library Excellence II (formerly Lib Ser & Electron	1,345,672.09	1,326,698.17	1,336,851.22	1,336,407.16	4	60,138.32	3,440	63,578	
010234 Madeleine Pickens Chair A II (formerly Social Marketing Chair II**)	6,354,042.02	6,141,822.37	6,116,062.71	6,203,975.70	4	279,178.91	78,726	357,905	
010235 A.J. and Susan Jacques Chair in Agric. Economic II (formerly Henry Bellm	1,210,156.67	1,199,497.21	1,197,903.88	1,202,519.25	4	54,113.37		54,113	
010236 Edward Joullian Endowed Chair in Engineering	748,247.98	734,562.98	719,065.19	733,958.72	4	33,028.14	9,947	42,975	
010237 Houston, Truax, Wentz Prof. in English II**	324,312.97	321,425.48	324,358.29	323,365.58	4	14,551.45		14,551	
010238 Cal and Marilyn Vogt Professorship in CEAT II**	301,412.14	298,761.86	301,279.65	300,484.55	4	13,521.80		13,522	
010239 Chuck and Kim Watson Chair in Education II**	342,858.00	324,753.38	319,271.21	328,960.86	4	14,803.24	9,747	24,550	
010240 Jim & Lynne Williams Prof. in Nutritional Sciences II**	365,259.64	346,948.55	338,708.82	350,305.67	4	15,763.76	11,536	27,300	
010241 Greg Massey Professorship in Finance II**	394,218.28	375,019.62	360,796.94	376,678.28	4	16,950.52	13,427	30,377	
010242 Thomas E. Berry Professorship in Water Research * Mgmt II**	311,147.76	308,958.32	307,088.03	309,064.71	4	13,907.91		13,908	
010243 Claud D. Kniffin Professorship of Library Science & Education II** (partia	102,182.93	101,282.84	101,060.33	101,508.70	4	4,567.89		4,568	
010244 Barry Pollard MD/P&K Equipment Inc. Professorship in Agribusiness II**	310,164.23	310,059.52	303,705.04	307,976.27	4	13,858.93		13,859	
010245 Vennerberg Professorship in Art II**	565,282.05	560,037.58	554,252.04	559,857.22	4	25,193.58		25,194	
010246 Ray and Linda Booker Professorship in Aerospace Engineering II**	333,488.47	331,920.34	324,410.72	329,939.84	4	14,847.29	2,653	17,500	
010247 M. B. Seretean Endowed Professorship in Wellness II**	361,317.17	350,417.02	336,330.26	349,354.81	4	15,720.97	9,364	25,085	
010248 Jay and Fayenelle Helm Professorship in Business II**	406,858.18	391,192.02	378,631.10	392,227.10	4	17,650.22	11,168	28,818	
010249 Harold Courson Chair in Petroleum Engineering III**	361,952.37	365,496.31	362,823.60	363,424.09	4	16,354.08		16,354	
010250 Oklahoma Farm Bureau 4-H Professorship II	327,942.10	325,035.86	330,385.28	327,787.75	4	14,750.45		14,750	
010251 Don & Cathey Humphreys Chair in International Studies C II**	110,900.78	408,932.60	409,456.38	309,763.26	4	13,939.35	4,062	18,002	
010252 A.J. & Susan Jacques Professorship in Special Education II**	411,722.69	395,924.48	376,357.10	394,668.09	4	17,760.06	13,261	31,021	
010253 Wilton T. Anderson Chair in Accounting II, formerly Accounting Chair II*	520,576.51	495,189.68	470,716.41	495,494.20	4	22,297.24	16,279	38,577	
010254 Patrick Dorr Professorship II, formerly Accounting B Chair II**	403,173.51	405,693.88	390,112.37	399,659.92	4	17,984.70	1,182	19,167	
010255 Oklahoma Agriculture Leadership Professorship	234,280.68	232,146.86	231,651.94	232,693.16	4	10,471.19		10,471	
010256 Donald & Cathey Humphreys Chair in Industrial Engineering & Mgmt. II f	503,667.54	199,472.87	193,956.09	299,032.17	4	13,456.45		13,456	
010257 Center for Innovation & Economic Development Chair in Sensor Tech II, f	476,006.94	469,304.26	474,582.19	473,297.80	4	21,298.40	1,144	22,443	
010258 Johnny Pope Chair in Entrepreneurship II, formerly Entrepreneurship Chair	3,719,360.34	3,685,504.53	3,666,934.48	3,690,599.79	4	166,076.99		166,077	
010259 Mike and Robbie Holder Chair in Entrepreneurship II, formerly Data Minir	943,208.45	934,601.00	941,622.36	939,810.60	4	42,291.48		42,291	
010260 Puterbaugh Foundation Chair II, formerly Industrial Economics Chair II**	477,296.48	474,557.16	472,673.22	474,842.29	4	21,367.90	622	21,990	
010261 Daniel White Jordan Chair II, formerly Entrepreneurship Chair #1 II, forme	3,719,458.06	3,685,601.34	3,667,044.75	3,690,701.39	4	166,081.56		166,082	
010262 Professor Fran Jabara Chair in Business II, formerly Information Assurance	507,708.76	480,899.20	458,366.81	482,324.92	4	21,704.62	15,321	37,025	
010263 Ed Keller Endowed Professorship in Finance II, formerly Strategic Manage	246,199.21	233,198.66	234,555.72	237,984.53	4	10,709.30	5,225	15,934	
010264 Norman Stevenson Chair in Entrepreneurship II, formerly Sustainability in	3,779,146.16	3,744,648.63	3,778,241.66	3,767,345.48	4	169,530.55		169,531	
010265 Chuck and Kim Watson Chair in Business II, formerly Energy Chair II**	235,729.68	234,431.00	233,412.75	234,524.48	4	10,553.60		10,554	
010266 Construction Management Advisory Board Chair II, formerly Communicat	356,807.07	355,157.81	352,627.30	354,864.06	4	15,968.88		15,969	
010267 Halliburton Professorship in Engineering II, formerly Computer Science A	257,232.06	249,628.22	237,291.09	248,050.46	4	11,162.27	5,918	17,080	
010268 John Brammer Professorship in Mechanical Engineering II, formerly Comp	232,537.21	230,344.03	229,183.41	230,688.22	4	10,380.97	37	10,418	
010269 Elizabeth Jacques Munroe Professorship in Reading and Literacy Educatio	268,501.46	268,706.46	259,432.02	265,546.65	4	11,949.60	1,041	12,990	
010270 Alice Phillips Endowed Professorship in Elementary Education II **	245,733.16	237,762.72	234,894.66	239,463.51	4	10,775.86	3,163	13,939	
010271 Myron Ledbetter & Bob Lemon Counseling Psych Professorship II**	244,669.13	290,952.86	281,915.96	272,512.65	4	12,263.07	4,088	16,351	
010272 Joan Donaldson Jacques Health Promotion Professorship II**	263,544.70	249,628.22	237,291.09	250,154.67	4	11,256.96	8,957	20,214	
010273 Anderson, Farris & Halligan College Student Development Professorship II	256,745.22	256,086.63	252,888.64	255,240.16	4	11,485.81		11,486	
010274 Dr. Jim Puckette Geoscience Education Chair II**	503,058.02	487,327.65	468,709.63	486,365.10	4	21,886.43	10,164	32,050	
010275 OG&E Energy Technology Chair II**	467,916.97	463,652.83	463,946.40	465,172.07	4	20,932.74		20,933	
010276 Harold Courson Chair in Petroleum Engineering II**	731,448.44	724,484.30	704,069.68	720,000.81	4	32,400.04	5,685	38,086	
010277 SAS Professorship in Marketing Analytics II**	281,482.38	278,916.03	279,731.01	280,043.14	4	12,601.94		12,602	
010278 Chuck and Kim Watson Chair in Business II	482,517.51	469,304.26	474,582.19	475,467.99	4	21,396.06	4,279	25,675	
010279 OK Farm Credit Professorship in Agriculture Economics II**	233,587.71	231,459.62	231,282.90	232,110.08	4	10,444.95		10,445	
010280 J.D. (Scotty) Scott Horticulture Research Endowed Professorship II**	236,799.60	236,147.33	232,105.89	235,017.60	4	10,575.79		10,576	
010281 Iranian & Persian Gulf Studies Chair II	564,750.28	559,598.42	562,786.24	562,378.31	4	25,307.02		25,307	

OKLAHOMA STATE REGENTS' ENDOWMENT TRUST FUND--2025 DISTRIBUTION SCHEDULE

Account	Account Balance 6/30/2025	Account Balance 6/30/2024	Account Balance 6/30/2023	Three-year Average Mrkt. Value	# Qrts	FY25 Available Distribution	FY24 Carryover	Total Available Distribution	Distribution Requested
010282 Iranian & Persian Gulf Studies Prof. A. II	235,952.62	233,799.15	235,685.82	235,145.86	4	10,581.56		10,582	
010283 Iranian & Persian Gulf Studies Prof. B II	244,092.23	240,431.95	235,139.34	239,887.84	4	10,794.95	2,252	13,047	
010284 Iranian & Persian Gulf Studies Prof. C II	235,952.62	233,799.15	235,685.82	235,145.86	4	10,581.56		10,582	
010285 Iranian & Persian Gulf Studies Prof. D II	246,459.75	236,621.24	229,183.41	237,421.47	4	10,683.97	5,100	15,784	
010286 Judy Freeman Johnson Professorship in Accounting II	237,439.14	307,642.27	295,113.69	280,065.03	4	12,602.93		12,603	
010287 Eastin Center for Talent Development Chair II	478,964.04	471,144.07	466,494.22	472,200.78	4	21,249.03	3,057	24,306	
010288 McLaughlin Family Safety Chair II	1,054,178.78	998,512.88	949,164.38	1,000,618.68	4	45,027.84	35,828	80,856	
010289 Centennial Professorship in Architecture & Architectural Engineering II, fo	437,743.82	423,971.23	421,834.97	427,850.01	4	19,253.25	4,755	24,009	
010290 Samson Investment Co. Chair in Petroleum Engineering II, formerly Biome	997,356.77	980,282.49	947,913.58	975,184.28	4	43,883.29	13,384	57,267	
010291 John Hendrix Chair in Engineering II, formerly Nanotechnology Chair II**	486,500.91	462,166.00	461,148.24	469,938.38	4	21,147.23	9,670	30,817	
010292 Jim & Lynne Williams Professorship in Energy Technologies II, formerly I	244,939.09	249,628.22	237,291.09	243,952.80	4	10,977.88		10,978	
010293 Edward Joullian Chair in Engineering II, formerly Engineering Education -	475,256.68	473,841.61	471,229.19	473,442.50	4	21,304.91		21,305	
010294 Williams Foundation Professorship in Civil Engineering II, formerly Suppl	327,332.98	324,350.32	324,373.55	325,352.28	4	14,640.85		14,641	
010295 Decker Dawson Chair in Civil Engineering Fund II (formerly Professorship	588,674.19	582,333.67	579,399.48	583,469.11	4	26,256.11	477	26,733	
010296 ONEOK Foundation Chair in Finance II, formerly Applied Finance Chair I	1,002,364.16	971,025.21	945,061.31	972,816.89	4	43,776.76	18,554	62,331	
010297 Don & Cathey Humphreys Business Chair in School of Global Studies (for	480,996.23	480,996.23	471,084.56	464,596.03	4	21,250.15	4,278	25,528	
010298 Don & Cathey Humphreys Human Sciences Chair in Global Studies (forme	471,257.43	466,957.43	470,165.54	469,460.13	4	21,125.71		21,126	
010299 Don & Cathey Humphreys Education Chair in School of Global Studies (fo	489,001.64	467,383.23	470,966.89	475,783.92	4	21,410.28	8,335	29,745	
010300 Wes and Lou Watkins Endowed Chair in International Trade & Developme	464,920.05	460,688.07	458,366.81	461,324.98	4	20,759.62		20,760	
010301 Rainbolt Chair of Agriculture Finance II, formerly Agricultural Finance Ch	465,291.98	461,056.62	458,733.51	461,694.03	4	20,776.23		20,776	
010302 Roger Howell Memorial Professorship in Ag. Education II, formerly Preci	234,846.99	232,705.39	233,627.40	233,726.60	4	10,517.70		10,518	
010303 Nutrients for Life Foundation Prof. of Soil & Food Crop Nutrition II, forme	236,569.75	230,344.03	229,183.41	232,032.40	4	10,441.46	1,978	12,420	
010304 Cline Family Equine Science Professorship II, formerly Equine Chair II**	233,790.13	231,659.91	231,639.40	232,363.15	4	10,456.34		10,456	
010305 4-H Centennial Professorship II, formerly Food Safety Chair II**	233,546.07	231,420.20	230,254.15	231,740.14	4	10,428.31		10,428	
010306 Advance Foods/S.E. Gilliland Professorship in Microbial Food Safety II, fo	268,305.36	265,863.08	264,523.48	266,230.64	4	11,980.38		11,980	
010307 Charles & Linda Shackleford Professorship in Floriculture II, formerly Env	233,948.46	231,817.56	231,384.43	232,383.48	4	10,457.26		10,457	
010308 Dillon & Lois Hodges Professorship in Plant & Soil Sciences II, formerly F	232,460.01	230,344.03	229,183.41	230,662.48	4	10,379.81		10,380	
010309 Orville and Helen Buchanan Chair in Biosystems & Agri. Engineering II, fi	465,124.61	460,890.77	458,568.49	461,527.96	4	20,768.76		20,769	
010310 George Chiga Animal Science Endowed Professorship II, formerly Animal	239,624.92	236,836.31	235,230.17	237,230.47	4	10,675.37	1,029	11,705	
010311 OK Agricultural Leadership Professorship Fund II formerly Animal Behavi	235,909.01	233,760.33	233,283.56	234,317.63	4	10,544.29		10,544	
010312 Howard & Adene Harrington Chair in Animal Science II, formerly Oklaho	563,911.01	558,777.77	555,962.27	559,550.35	4	25,179.77		25,180	
010313 Masonic Chair in Gender Studies II, formerly Women's Studies Chair II**	486,708.20	464,704.17	465,924.99	472,445.79	4	21,260.06	8,535	29,795	
010314 Wheat Genetics in Agriculture II, formerly Muscle Biology and Muscle Fo	278,952.03	276,412.84	275,020.09	276,794.99	4	12,455.77		12,456	
010315 Meibergen Family Professorship in Plant Breeding II, formerly Bioinforma	232,460.01	230,344.03	229,183.41	230,662.48	4	10,379.81		10,380	
010316 OK Farm Credit Professorship in Agric. Economics II formerly Animal Bic	236,814.86	234,652.12	237,291.09	236,252.69	4	10,631.37		10,631	
010317 Laurence & Georgia Dresser Professorship in Rural Teacher Education II, f	420,661.34	408,959.81	396,589.90	408,737.02	4	18,393.17	7,211	25,605	
010318 Wildlife Conservation Chair II, formerly Geography A Chair II**	491,869.26	487,385.73	488,288.79	489,181.26	4	22,013.16		22,013	
010319 Virgil & Marge Jurgensmeyer Research Professorship II, formerly Geograp	232,460.01	230,344.03	229,183.41	230,662.48	4	10,379.81		10,380	
010320 T. Boone Pickens Chair of Geoscience Fund formerly Geology Chair A II	3,161,888.03	3,022,116.16	2,912,129.75	3,032,044.65	4	136,442.01	84,800	221,242	
010321 Endowed Professorship in Parenting II, formerly Parent-Child Relationship	328,071.24	325,197.35	325,493.61	326,254.07	4	14,681.43		14,681	
010322 Burns and Ann Hargis Endowed Professorship II, formerly Family Financ	235,552.09	230,765.55	229,458.43	231,925.36	4	10,436.64	1,316	11,753	
010323 Don & Cathey Humphreys International Studies Chair in Global Studies (fo	464,920.05	460,688.07	458,366.81	461,324.98	4	20,759.62		20,760	
010324 Don & Cathey Humphreys Business Chair in School of Global Studies (for	294,892.45	288,008.93	286,627.72	289,843.03	4	13,042.94	2,040	15,083	
010325 Welch/Bridgewater Chair in Sports Journalism II, formerly Journalism and	249,471.21	243,897.89	237,291.09	243,553.40	4	10,959.90	3,678	14,638	
010326 Claud Kniffin Professorship in Library Service & Educ. II, formerly Librar	154,890.91	153,480.99	152,707.65	153,693.18	4	6,916.19		6,916	
010327 Student Ventures Chair Fund II, formerly Entrepreneurship Chair #3 II, for	1,859,761.99	1,842,833.34	1,833,547.92	1,845,381.09	4	83,042.15		83,042	
010328 Hitch Family Professorship in Ruminant Feedlot Nutrition II, formerly Phy	243,901.79	241,675.77	243,624.71	243,067.43	4	10,938.03		10,938	
010329 William S. Spears Chair in Business Administration IV II, formerly Physic	1,888,306.98	1,871,079.39	1,882,691.60	1,880,692.66	4	84,631.17		84,631	
010330 Joe Synar Endowed Chair II, formerly Physics C Chair II**	474,726.52	471,411.08	469,167.37	471,768.32	4	21,229.57	627	21,856	
010331 International Entrepreneurship Chair #2 II, formerly Entrepreneurship II, fi	3,783,973.29	3,782,005.23	3,716,209.63	3,760,729.38	4	169,232.82		169,233	
010332 Vennerberg Professorship in Developmental Disabilities in Psych II, forme	480,690.14	476,314.61	473,914.62	476,973.12	4	21,463.79		21,464	
010333 Watson Family Endowed Chairs Fund II, formerly Psychology C Chair II**	10,541,787.84	9,985,128.76	9,491,643.77	10,006,186.79	4	450,278.41	358,278	808,557	
010334 Mary Lou Lemon Professorship for Underrepresented Voices II, formerly S	285,775.40	280,871.09	230,175.31	248,940.60	4	11,202.33		11,202	
010335 Doug & Nickie Burns Professorship in Vocal Music II, formerly Zoology E	236,814.86	234,652.12	237,291.09	236,252.69	4	10,631.37		10,631	
010336 Temple Grandin Professorship in Animal Behavior Well Being II, formerly	233,529.34	231,403.62	230,237.65	231,723.53	4	10,427.56		10,428	
010337 Don & Cathey Humphreys A&S Chair in School of Global Studies (former	473,167.50	473,848.62	462,819.36	469,945.16	4	21,147.53		21,148	
010338 Dale F. Janes Professorship in Fire Protection & Safety II, formerly Philos	424,752.15	422,349.13	415,514.29	420,871.86	4	18,939.23	1,203	20,142	
010339 Wilson Bentley Professorship in Industrial Engineering & Mgmt II, formerl	283,150.59	280,570.25	280,735.64	281,485.50	4	12,666.85		12,667	

OKLAHOMA STATE REGENTS' ENDOWMENT TRUST FUND--2025 DISTRIBUTION SCHEDULE

Account	Account Balance 6/30/2025	Account Balance 6/30/2024	Account Balance 6/30/2023	Three-year Average Mrkt. Value	# Qrts	FY25 Available Distribution	FY24 Carryover	Total Available Distribution	Distribution Requested
010340 Laurence & Georgia Dresser Professorship in Rural Sociology II, formerly		389,092.10	387,930.49	389,896.82	4	17,545.36		17,545	
010341 Vennerberg Professorship in Art II, formerly Zoology A Chair II**	1,781.57	1,765.35	1,756.46	1,767.80	4	79.55		80	
010342 Wildlife Conservation Chair, formerly John D. Groendyke Wildlife Chair	416,183.71	412,391.39	412,451.04	413,675.38	4	18,615.39		18,615	
010343 Houston-Truax-Wentz Endowed Professorship in English	240,695.10	250,348.50	250,212.06	247,085.22	4	11,118.83		11,119	
010344 Don & Cathey Humphreys A&S Chair in the School of Global Studies (for	290,797.60	288,340.33	286,479.25	288,539.06	4	12,984.26		12,984	
010345 SAS Professorship in Marketing Analytics	245,960.15	243,718.22	244,137.35	244,605.24	4	11,007.24		11,007	
010346 Bill and Billie Dean Buckles Innovation in Teaching Professorship	253,948.70	240,597.96	235,391.51	243,312.72	4	10,949.07	6,923	17,872	
010347 Don and Cathey Humphreys Human Sciences Chair in School of Global Studies	293,646.29	290,968.34	292,197.23	292,270.62	4	13,152.18		13,152	
010348 Don and Cathey Humphreys Education Chair in School of Global Studies (for	303,201.38	291,394.13	292,998.56	295,864.69	4	13,313.91	4,393	17,707	
010349 Bill and Billie Dean Buckles Innovation in Teaching Professorship	253,948.70	240,597.96	235,391.51	243,312.72	4	10,949.07	6,923	17,872	
010350 J.D. (Scotty) Scott Horticulture Research Endowed Professorship	234,880.26	234,191.24	230,246.48	233,105.99	4	10,489.77		10,490	
010351 Eastin Center for Talent Development Chair	291,674.33	289,017.55	288,525.91	289,739.26	4	13,038.27		13,038	
010352 Iranian and Persian Gulf Studies Chair	316,094.67	313,213.69	313,630.59	314,312.98	4	14,144.08		14,144	
010353 Iranian and Persian Gulf Studies Professorship A	235,952.62	233,799.15	235,685.82	235,145.86	4	10,581.56		10,582	
010354 Iranian and Persian Gulf Studies Professorship B	244,092.24	240,431.96	235,139.35	239,887.85	4	10,794.95	2,252	13,047	
010355 Iranian and Persian Gulf Studies Professorship C	235,952.62	233,799.15	235,685.82	235,145.86	4	10,581.56		10,582	
010356 Iranian and Persian Gulf Studies Professorship D	246,459.76	236,621.24	229,183.41	237,421.47	4	10,683.97	5,100	15,784	
010357 Oklahoma Farm Bureau 4-H Professorship	235,468.34	233,320.06	234,784.18	234,524.19	4	10,553.59		10,554	
010358 Ralph F. and Leila W. Boulware Endowed Chair Fund	671,736.82	665,619.60	662,261.89	666,539.44	4	29,994.27		29,994	
010359 Earl & Carolyn Glimp Professorship for Electrical & Computer Engineering	264,849.77	250,864.38	238,466.16	251,393.44	4	11,312.70	9,001	20,314	
010360 McLaughlin Family Safety Chair	463,272.57	438,809.46	417,122.62	439,734.89	4	19,788.07	15,745	35,533	
010361 John Garey Endowed Chair	329,430.87	312,035.27	296,613.87	312,693.34	4	14,071.20	11,196	25,267	
010362 Endowed Professorship in Applied Business Ethics	249,645.08	247,368.20	248,524.67	248,512.65	4	11,183.07		11,183	
010363 Frank Morsani Distinguished Chair in Leadership/Education	632,804.30	627,044.13	623,884.67	627,911.03	4	28,256.00		28,256	
010364 The Neustadt-Sarkeys Distinguished Professorship	239,752.70	240,067.70	237,291.09	239,037.16	4	10,756.67		10,757	
010365 The Leo and Kathy Noltemeyer Endowed Research Professorship	293,720.32	264,895.64	263,560.92	274,058.96	4	12,332.65		12,333	
010366 Tracy Kyle Chair in Small Animal Veterinary Medicine	448,025.98	424,367.97	403,394.86	425,262.94	4	19,136.83	15,227	34,364	
010367 Geoscience Education Professorship in honor of Dr. Jim Puckette	0.00	285,343.73	276,708.16	187,350.63	4	8,430.78	8,423	16,853	
010368 Dean Stringer Endowed Professorship in Political Science	0.00	253,372.64	240,850.46	164,741.03	4	7,413.35	9,091	16,505	
010369 Carol Dewitt Morsani Endowed Professorship in Design	290,629.49	288,030.44	286,479.25	288,379.73	4	12,977.09		12,977	
010370 Edward Bartlett Professorship of Pedagogy in Chemistry	234,103.64	231,970.00	232,243.43	232,772.36	4	10,474.76		10,475	
010371 Edward Bartlett Professorship of Pedagogy in Integrative Biology	232,460.01	230,344.03	229,183.41	230,662.48	4	10,379.81		10,380	
010372 Decker Dawson Chair in Civil Engineering	320,987.31	318,065.50	316,462.87	318,505.22	4	14,332.74		14,333	
010373 Ramona Ware Emmons Paul Endowed Professorship in Early Childhood	254,905.12	251,936.78	239,485.56	248,775.82	4	11,194.91	3,707	14,902	
010374 Ramona Ware Emmons Paul Endowed Professorship in Early Childhood II	253,077.17	250,205.36	237,839.71	247,040.75	4	11,116.83	3,645	14,762	
010375 Aubrey Oaks Professorship Fund II	260,595.54	246,834.79	234,635.72	247,355.35	4	11,130.99	8,585	19,716	
010376 Jennifer Flanery Jacques Professorship in Community Counseling II**, (for	242,084.97	243,668.21	237,291.09	241,014.76	4	10,845.66		10,846	
010377 Jeanette Sias Endowed Chair in Speech Pathology	435,193.77		435,193.77						
Subtotal, OSU:	262,790,287.83	258,293,402.00	255,744,474.51	258,556,642.10		11,645,894.56	2,184,424	13,830,318	0.00
OSU Technical Branch, Okmulgee									
013001 First National Bank of Okmulgee Lectureship	70,861.23	67,119.40	63,802.23	67,260.95	4	3,026.74	2,761	5,787	
013002 Wayne Clark Memorial Lectureship	55,022.13	52,116.69	49,540.98	52,226.60	4	2,350.20	1,733	4,083	
013003 Toyota T-Ten Lectureship	112,210.50	111,254.48	114,010.53	112,491.84	4	5,062.13	(0)	5,062	
013004 C. Mabrey, Jr., Memorial Lectureship	66,109.14	62,618.25	59,523.53	62,750.30	4	2,823.76	2,593	5,416	
013005 Davis/Walker Lectureship	52,066.37	51,606.45	51,919.47	51,864.10	4	2,333.88	0	2,334	
013006 Pat Hannigan Lectureship (Private)	127,994.35	121,235.61	115,243.91	121,491.29	4	5,467.11	5,033	10,500	
013007 Pat Hannigan Lectureship (Public)	139,946.25	132,556.39	126,005.19	132,835.94	4	5,977.62	5,503	11,481	
013008 Excellence in Hospitality Education	92,212.18	87,342.91	83,026.25	87,527.11	4	3,938.72	3,585	7,524	
013009 First National Bank of Okmulgee Lectureship #2	72,247.92	68,432.87	65,050.78	68,577.19	4	3,085.97	2,860	5,946	
013010 Donald W. Reynolds Lectureship for Visual Communications	254,307.66	240,878.95	228,974.23	241,386.95	4	10,862.41	10,116	20,979	
013011 Taylor Lectureship in Human Rights (9/6/96)	74,652.41	70,710.39	67,215.74	70,859.51	4	3,188.68	2,972	6,161	
013012 1st Nat'l Bank of Okm. Lect. for Telecom. (12/1/95)	91,162.04	86,348.23	82,080.73	86,530.33	4	3,893.86	3,591	7,485	
013013 1st Nat'l Bank of Okm. Lect. for Cyber Technology (12/1/95)	73,199.15	69,333.87	65,907.25	69,480.09	4	3,126.60	2,881	6,007	
013014 1st Nat'l Bank of Okm. Lect. For Advanced Telecommunications	81,657.49	77,345.57	73,523.00	77,508.68	4	3,487.89	3,229	6,717	
013015 1st Nat'l Bank of Okm. Lect. For Integrated Learning Technology	81,483.34	77,180.62	73,366.20	77,343.39	4	3,480.45	3,222	6,702	
013016 Fred Jones Lectureship in Automotive Technology	54,597.64	54,138.72	55,793.31	54,843.22	4	2,467.95	(0)	2,468	
013017 1st Nat'l Bank of Okm. Lectureship for DWR Technology	122,201.19	115,748.35	110,027.84	115,992.46	4	5,219.66	4,831	10,050	

OKLAHOMA STATE REGENTS' ENDOWMENT TRUST FUND--2025 DISTRIBUTION SCHEDULE

Account	Account Balance 6/30/2025	Account Balance 6/30/2024	Account Balance 6/30/2023	Three-year Average Mrkt. Value	# Qrts	FY25 Available Distribution	FY24 Carryover	Total Available Distribution	Distribution Requested
013018 First National Bank of Okmulgee Student Success Lectureship	88,415.56	83,746.78	79,607.84	83,923.39	4	3,776.55	3,477	7,254	
013019 Donald W. Reynolds Technology Center Lectureship	118,772.46	112,500.68	116,779.96	116,017.70	4	5,220.80	2,565	7,785	
013020 Caterpillar Dealer Lectureship	141,618.32	140,324.96	140,254.25	140,732.51	4	6,332.96	0	6,333	
013021 First National Bank of Okmulgee Learner Centered Lect.	66,956.79	63,421.14	60,286.74	63,554.89	4	2,859.97	2,654	5,514	
013022 Pedorthic Technology Lectureship	0.00	46,990.82	46,917.78	31,302.87	4	1,408.63	1,061	2,469	
013023 Auto Body Endowed Lectureship	83,934.84	83,211.57	85,574.31	84,240.24	4	3,790.81	0	3,791	
013024 Central & Southwest Lectureship for the Donald W. Reynolds Tec	51,380.43	48,667.28	46,262.05	48,769.92	4	2,194.65	2,031	4,226	
013025 LC Scott PSO Lectureship in Advanced Technological Education	50,443.27	47,779.62	45,418.25	47,880.38	4	2,154.62	1,994	4,149	
013026 Howard Armstrong/Bette Davidson PSO Lectureship in Adv. Tech	51,370.10	48,657.51	46,252.76	48,760.12	4	2,194.21	2,031	4,225	
013027 Sabre Lectureship in Information Technology	48,536.31	45,973.35	43,701.25	46,070.30	4	2,073.16	1,925	3,998	
013028 Scholars Center Lectureship	40,141.96	38,022.27	36,143.13	38,102.45	4	1,714.61	1,267	2,981	
013029 College Readiness Center Lectureship	47,939.73	45,899.21	43,630.78	45,823.24	4	2,062.05	1,590	3,652	
013030 Leadership Lectureship in Advanced Technology Education	52,868.82	50,077.08	47,602.17	50,182.69	4	2,258.22	2,095	4,353	
013031 Title III/Information Technology Professorship (Private)	271,574.44	257,233.95	246,572.49	258,460.29	4	11,630.71	9,284	20,915	
013032 Mentorship in Advanced Technological Education Lectureship	50,797.79	48,115.42	45,737.46	48,216.89	4	2,169.76	1,984	4,154	
013033 Citizens Bank & Trust Company of Okmulgee Lectureship	46,659.48	44,195.63	42,011.39	44,288.83	4	1,993.00	1,843	3,836	
013034 George Kaiser Family Foundation Professorship in Engineering Tech	1,364,991.91	1,352,965.87	1,349,993.08	1,355,983.62	4	61,019.26	0	61,019	
013035 Don Locke Memorial Lectureship	51,278.32	49,357.58	46,918.23	49,184.71	4	2,213.31	1,671	3,884	
013036 First National/Citizens Security Professorship II (formerly Bus. Of Med. Cl	241,646.20	239,517.13	238,989.81	240,051.05	4	10,802.30	0	10,802	
013037 First National/Citizens Security Professorship	243,929.26	241,780.08	241,247.77	242,319.04	4	10,904.36	0	10,904	
013038 George Kaiser Family Foundation Chair in Engineering Tech, OSU IT II**	929,840.09	921,376.13	916,733.62	922,649.95	4	41,519.25		41,519	
Subtotal, OSU Technical Branch, Okmulgee:	5,665,027.08	5,555,781.81	5,451,646.28	5,557,485.06		250,086.83	92,380	342,467	0.00
<u>OSU- College of Veterinary Medicine</u>									
014001 Mildred Lundberg-Kienlen Professorship in Biomedical Research	1,093,684.09	1,061,092.86	1,024,533.54	1,059,770.16	4	47,689.66	20,500	68,190	
014002 Henthorne Clinical Professorship in Small Animal Medicine	381,127.87	377,770.42	377,320.19	378,739.50	4	17,043.28	(0)	17,043	
014003 Clinical Professorship in Bio-Medical Laser Surgery	308,859.86	298,375.74	297,718.83	301,651.48	4	13,574.32	3,770	17,345	
014004 Joan Kirkpatrick Chair in Small Animal Internal Medicine II (formerly Infe	811,144.16	768,311.69	730,340.19	769,932.01	4	34,646.94	31,057	65,704	
014005 Animal Internal Medicine Chair II **	363,384.86	360,176.70	359,108.24	360,889.93	4	16,240.05	0	16,240	
014006 Clinical Professorship in Bio-Medical Laser Surgery II	237,035.46	230,344.03	229,183.41	232,187.63	4	10,448.44	2,203	12,651	
014007 Jack and June Jacobs Chair in Vet Medicine	309,884.90	300,777.32	297,483.30	302,715.17	4	13,622.18	4,533	18,156	
014008 Jack and June Jacobs Chair in Vet Medicine II	501,850.56	482,606.25	475,267.49	486,574.77	4	21,895.86	9,960	31,856	
Subtotal, OSU Vet. Med.	4,006,971.76	3,879,455.01	3,790,955.19	3,892,460.65		175,160.73	72,024	247,184	0.00

OKLAHOMA STATE REGENTS' ENDOWMENT TRUST FUND--2025 DISTRIBUTION SCHEDULE

Account	Account Balance 6/30/2025	Account Balance 6/30/2024	Account Balance 6/30/2023	Three-year Average Mrkt. Value	# Qrts	FY25 Available Distribution	FY24 Carryover	Total Available Distribution	Distribution Requested
<u>OSU COMS</u>									
773001 COM Professorship in Telemedicine	401,951.06	380,726.04	364,839.91	382,505.67	4	17,212.76	11,975	29,188	
773002 Integris Baptist Health Center Endowed Professorship in Family Medicine	376,732.37	358,345.50	340,878.76	358,652.21	4	16,139.35	13,920	30,060	
773003 Tahlequah Hospital Foundation Endowed Professorship in Rural Graduate Education	371,047.57	367,781.48	366,979.88	368,602.98	4	16,587.13	0	16,587	
773004 Laurence L. and Georgia Ina Dresser Chair in Rural Health Policy	880,453.28	833,960.95	800,311.80	838,242.01	4	37,720.89	30,867	68,588	
773005 Laurence L. and Georgia Ina Dresser Chair in Rural Medicine	722,835.05	684,665.75	650,828.20	686,109.67	4	30,874.94	24,852	55,727	
773006 George Kaiser Family Foundation Chair C	1,567,887.93	1,520,551.83	1,480,882.06	1,523,107.28	4	68,539.83	29,704	98,244	
773007 George Kaiser Family Foundation Chair D	1,351,566.55	1,327,672.03	1,300,169.21	1,326,469.26	4	59,691.12	15,560	75,251	
773008 Stillwater National Bank Professorship in Masters of Healthcare Administration	307,792.26	305,192.38	305,716.46	306,233.70	4	13,780.52	485	14,266	
773009 Saint Francis Health System Endowed Chair in Pediatrics	617,748.24	585,128.05	556,209.85	586,362.05	4	26,386.29	22,158	48,545	
773010 George Kaiser Family Foundation Chair A II, formerly Behavioral Science	2,227,783.15	1,242,694.70	1,228,293.68	1,566,257.18	4	70,481.57	0	70,482	
773011 Northwest OK Osteopathic Prof. of Primary Care Program II**	359,940.99	340,934.31	324,084.66	341,653.32	4	15,374.40	13,856	29,231	
773012 Integris Bass Baptist Health Center Professorship of Family Medicine II, formerly	261,683.90	249,372.16	237,291.09	249,449.05	4	11,225.21	8,128	19,353	
773013 George Kaiser Family Foundation Chair (B), formerly Obstetrics & Gynecology	1,964,191.58	970,162.80	942,301.74	1,292,218.71	4	58,149.84	4,221	62,371	
773014 George Kaiser Family Foundation Chair C, formerly Pediatrics Chair II**	0.00	940,418.94	929,420.49	623,279.81	4	28,047.59	23,839	51,886	
773015 St. Francis Health System Chair in Pediatrics II, formerly Psychiatry Chair	1,054,178.78	998,512.88	949,164.38	1,000,618.68	4	45,027.84	35,828	80,856	
773016 Laurence & Georgia Dresser Chair in Rural Medicine II, formerly Rural Medicine	543,683.39	514,974.19	489,523.14	516,060.24	4	23,222.71	17,409	40,632	
773017 Tahlequah Hospital Professorship of Rural Grad Medical Educ. II, formerly	243,185.44	230,344.03	229,183.41	234,237.62	4	10,540.69	5,163	15,704	
773018 SNB Professorship in Masters of Healthcare Administration II, formerly Integris	233,130.82	231,007.63	230,432.27	231,523.57	4	10,418.56	0	10,419	
773019 Laurence and Georgia Dresser Chair in Rural Health II, formerly Rural Health	492,397.88	511,500.61	499,964.74	501,287.74	4	22,557.95	15,300	37,857	
773020 George Kaiser Family Foundation Chair D, II **	0.00	935,921.52	927,779.79	621,233.77	4	27,955.52	(0)	27,956	
773021 Health Sciences Endowed Lectureship	49,100.20		49,100.20				-		
Subtotal, OSU COMS	14,027,290.48	13,529,867.78	13,154,255.53	13,554,104.53		609,934.70	273,267	883,201	0.00
<u>OSU-Tulsa</u>									
016001 George Kaiser Family Foundation Chair in Family Risk & Resiliency	1,296,414.09	1,273,266.43	1,246,699.95	1,272,126.83	4	57,245.71	13,774	71,020	
016002 C. F. Colcord Chair	1,605,545.95	1,578,670.85	1,550,163.97	1,578,126.92	4	71,015.71	12,413	83,428	
016003 Gary Trennepohl Chair in Finance	1,293,341.47	1,282,077.42	1,280,245.47	1,285,221.45	4	57,834.97	(0)	57,835	
016004 Varnadow Chair	1,219,418.89	1,202,208.76	1,210,793.52	1,210,807.06	4	54,486.32	3,209	57,695	
016005 Helmerich Family Chair	2,833,351.98	2,822,595.05	2,826,906.38	2,827,617.80	4	127,242.80	0	127,243	
016006 George Kaiser Family Foundation Chair in Ethical Leadership (formerly C	1,409,460.44	1,336,488.37	1,322,691.18	1,356,213.33	4	61,029.60	35,024	96,053	
016007 George Kaiser Family Foundation Chair C	1,512,302.71	1,458,414.39	1,414,783.07	1,461,833.39	4	65,782.50	35,276	101,058	
016008 George Kaiser Family Foundation Chair D	1,602,277.21	1,517,668.97	1,442,662.74	1,520,869.64	4	68,439.13	58,301	126,740	
016009 George Kaiser Family Foundation Chair in Developmental Neurosciences (1,345,659.25	1,284,455.25	1,291,384.40	1,307,166.30	4	58,822.48	24,721	83,543	
016010 Gary Trennepohl Chair in Finance II**	375,516.79	372,211.62	371,407.05	373,045.15	4	16,787.03	(0)	16,787	
016011 George Kaiser Family Foundation Chair in Ethical Leadership II **	3,006,032.12	921,376.13	916,733.62	1,614,713.96	4	72,662.13	19,914	92,576	
016012 George Kaiser Family Foundation Chair C, II**	0.00	955,011.83	936,259.67	630,423.83	4	28,369.07	13,426	41,796	
016013 George Kaiser Family Foundation Chair D, II **	0.00	998,512.88	949,164.38	649,225.75	4	29,215.16	35,828	65,043	
Subtotal, OSU Tulsa	17,499,320.91	17,002,957.95	16,759,895.41	17,087,391.42		768,932.61	251,885	1,020,818	0.00
<u>OSU Technical Branch, Oklahoma City</u>									
015001 Margaret Brock Lectureship in Nursing	45,050.53	42,671.63	44,208.64	43,976.93	4	1,978.96	971	2,950	
015002 Phil Daugherty Arts & Sciences Endowed Lectureship 6/02	92,744.56	87,847.18	83,505.60	88,032.44	4	3,961.46	3,699	7,661	
015003 Horticulture Technology Lectureship	52,713.67	49,930.13	47,462.48	50,035.43	4	2,251.59	2,095	4,346	
Subtotal, OSU Technical Branch, Oklahoma City:	190,508.76	180,448.94	175,176.72	182,044.81		8,192.02	6,766	14,958	0.00
TOTAL, OSU:	304,179,406.80	298,441,913.51	295,076,403.64	298,830,128.57		13,458,201.45	2,880,745	16,338,947	-
<u>University of Central Oklahoma</u>									
120001 Inez Miller Chair for Speech and Hearing	284,107.37	269,105.08	268,260.49	273,824.31	4	12,322.09	6,080	18,402	
120002 Barnabus Chair in Management Information Systems	357,235.17	338,371.37	337,286.82	344,297.79	4	15,493.40	7,625	23,118	
120003 Harold and Juanita Swiegard Artist-In-Residence	375,117.96	374,985.22	356,452.70	368,851.96	4	16,598.34	5,673	22,271	
120004 Barnabus Lectureship in Emerging Technologies	32,264.62	31,978.48	31,870.94	32,038.01	4	1,441.71	(0)	1,442	
120005 Edith Kinney Gaylord Endowed Chair of Journalism 6/02	365,381.30	362,155.71	361,413.37	362,983.46	4	16,334.26	(0)	16,334	
120006 Michael Metzger Professorship in Economics	407,798.24	404,090.58	401,158.38	404,349.07	4	18,195.71	0	18,196	
120007 Roy Cecil (Ike) and Marjorie Crews Endowed Prof. in Educ & Prof. Studie	194,164.98	183,912.10	174,822.79	184,299.96	4	8,293.50	7,226	15,520	
120008 The Sarkeys Endowed Chair in Nursing	326,404.46	309,168.67	293,888.94	309,820.69	4	13,941.93	12,403	26,345	

OKLAHOMA STATE REGENTS' ENDOWMENT TRUST FUND--2025 DISTRIBUTION SCHEDULE

Account	Account Balance 6/30/2025	Account Balance 6/30/2024	Account Balance 6/30/2023	Three-year Average Mrkt. Value	# Qrts	FY25 Available Distribution	FY24 Carryover	Total Available Distribution	Distribution Requested
120009 John Taylor Beresford Endowed Chair in Computer Science #1	343,837.25	338,068.02	321,360.02	334,421.77	4	15,048.98	7,271	22,320	
120010 John Taylor Beresford Endowed Chair in Mathematical Statistics	371,271.70	351,666.69	346,880.22	356,606.20	4	16,047.28	11,295	27,343	
120011 MidFirst Bank Endowed Chair in Finance	232,984.90	230,852.39	229,433.22	231,090.17	4	10,399.06	(0)	10,399	
120012 Cheryl Myers Endowed Chair in Interior Design	263,544.70	249,628.22	237,291.09	250,154.67	4	11,256.96	8,957	20,214	
120013 The Robert Terrill Endowed Professorship	115,195.31	114,144.06	111,458.15	113,599.17	4	5,111.96	0	5,112	
120014 Dr. Robert Curley Endowed Chair in Nursing Research	232,298.89	230,851.88	229,433.22	230,861.33	4	10,388.76	-	10,389	
120015 Don Betz Endowed Chair in International Studies	343,651.95	340,506.51	338,414.00	340,857.49	4	15,338.59	0	15,339	
120016 Dr. Joann McCarthy Endowed Chair in Educational Leadership	243,722.04	230,852.29	229,433.22	234,669.18	4	10,560.11	5,169	15,729	
120017 Venkateswara Endowed Lectureship in Indian Studies	95,761.05	97,486.18	92,668.22	95,305.15	4	4,288.73	-	4,289	
TOTAL, UCO:	4,584,741.88	4,457,823.45	4,361,525.81	4,468,030.38		201,061.37	71,700	272,761	0.00
<u>East Central University</u>									
230001 Robert S. Kerr Endowed Chair for Environmental Health Science	334,084.42	336,174.33	319,559.93	329,939.56	4	14,847.28	2,357	17,204	
230002 Marvin Stokes Lectureship	111,157.47	107,260.93	101,959.88	106,792.76	4	4,805.67	3,138	7,944	
230003 Col. Tom A. Thomas Chair in Human Resources	279,764.03	282,749.21	268,775.18	277,096.14	4	12,469.33	1,227	13,696	
230004 Lou Watkins Endowed Lectureship	69,693.39	67,197.10	63,876.09	66,922.19	4	3,011.50	1,926	4,937	
230005 Julian Rothbaum Lectureship in Political Science	27,413.19	26,458.92	25,151.27	26,341.13	4	1,185.35	683	1,868	
230006 Leonard Limes Lectureship in Entrepreneurship	32,953.71	33,186.72	31,546.56	32,562.33	4	1,465.30	202	1,667	
230007 Valley View Regional Hospital Endowed Chair in Nursing 6/02	401,904.50	409,292.23	389,064.19	400,086.98	4	18,003.91	1,088	19,092	
230008 East Central University Nursing Faculty Endowed Chair	342,963.23	348,530.54	331,305.47	340,933.08	4	15,341.99	1,159	16,501	
230009 Sadie KnottsMsClasland Chair in Nursing	393,843.51	400,670.34	380,868.41	391,794.09	4	17,630.73	1,228	18,859	
230010 The Chickasaw Nation Endowed Chair in Native American Studies	671,934.08	678,874.76	645,323.42	665,377.42	4	29,941.98	1,654	31,596	
230011 George Nigh Lectureship in Government	39,484.01	37,399.06	35,550.72	37,477.93	4	1,686.51	1,398	3,084	
230012 R. Darryl Fisher Lectureship in Government	111,097.76	113,123.74	107,532.94	110,584.81	4	4,976.32	198	5,175	
230013 Tom and Diane Criswell Endowed Professorship in Nursing	190,614.04	192,387.41	182,879.24	188,626.90	4	8,488.21	1,317	9,805	
230014 Adolph Linschied Distinguished Teaching Professorship	201,271.83	203,468.98	193,413.14	199,384.65	4	8,972.31	1,266	10,239	
230015 The Crabtree Family Professorship in Business	205,752.54	207,713.08	197,447.49	203,637.70	4	9,163.70	1,370	10,534	
230016 Choctaw Nation Endowed Professorship in Nursing	199,032.44	201,347.83	191,396.82	197,259.03	4	8,876.66	1,175	10,052	
230017 Hallie Ford Chair in Fine Arts	322,572.65	327,243.56	311,070.53	320,295.58	4	14,413.30	1,298	15,712	
230018 Shirley Pouge Lectureship in Business	34,839.49	33,986.35	32,306.68	33,710.84	4	1,516.99	735	2,252	
230019 Gene Nelson Chair in Business Administration	363,263.50	368,745.42	350,521.28	360,843.40	4	16,237.95	1,024	17,262	
230020 David A. Lockmiller Lectureship in Art History	31,669.55	30,983.80	29,452.52	30,701.96	4	1,381.59	592	1,974	
230021 Chickasaw Nation Professorship in Accounting	181,807.88	183,059.70	174,012.52	179,626.70	4	8,083.20	1,273	9,356	
230022 Horne and Company Professorship in Accounting	181,603.61	183,852.77	174,766.40	180,074.26	4	8,103.34	1,372	9,475	
230023 Vision Bank Professorship in Banking and Finance	184,915.32	175,150.86	166,494.56	175,520.25	4	7,898.41	6,530	14,428	
230024 Chickasaw Nation Professorship in Business Administration	181,231.67	182,513.92	173,493.72	179,079.77	4	8,058.59	1,279	9,337	
230025 Dr. Stanley and Diana Wagner Lectureship in Choral Music	26,354.47	24,962.82	23,729.11	25,015.47	4	1,125.70	896	2,021	
230026 Stringfield Lectureship in Physics - Travel	26,354.47	24,962.82	23,729.11	25,015.47	4	1,125.70	896	2,021	
230027 Stringfield Lectureship in Physics - Equipment	26,354.47	24,962.82	23,729.11	25,015.47	4	1,125.70	896	2,021	
230028 Jane Muntz Lectureship in Music	25,312.91	24,962.82	23,729.11	24,668.28	4	1,110.07	396	1,506	
230029 Morgan Family Foundation Lectureship in Cartography	26,354.47	24,962.82	23,729.11	25,015.47	4	1,125.70	896	2,021	
230030 Vinita June (Shirley) Oliver Lectureship in Fine Arts	26,354.47	24,962.82	23,729.11	25,015.47	4	1,125.70	896	2,021	
230031 Jim Gray Stonecipher School of Business (SSoB) Center for Student Excell	26,354.47	24,962.82	23,729.11	25,015.47	4	1,125.70	896	2,021	
230032 Duane C. Anderson Hedgehog and Fox Lectureship	26,354.47	24,962.82	23,729.11	25,015.47	4	1,125.70	896	2,021	
230033 Lee Shaw and Marguerite Hawkinson Lectureship in Music	25,417.06	24,962.82	23,729.11	24,703.00	4	1,111.63	446	1,557	
230034 Devon Energy ECU Alumni Accounting Professorship	124,958.18	124,279.14	118,137.01	122,458.11	4	5,510.61	1,405	6,916	
TOTAL, ECU:	5,455,037.26	5,480,316.10	5,209,467.94	5,381,607.10		242,172.32	44,007	286,179	0.00
<u>Northeastern State University</u>									
485001 Endowed Chair of Teaching Excellence (Public)	665,487.39	713,098.26	677,855.52	685,480.39	4	30,846.62	-	30,847	
485002 Endowed Chair of Teaching Excellence (Private)	648,532.92	694,930.98	660,586.10	668,016.67	4	30,060.75	-	30,061	
485003 Southwestern Bell Distinguished Lectureship	140,786.52	150,858.09	143,402.38	145,015.66	4	6,525.70	-	6,526	
485004 William Frank Tolbert Chair in Business	328,868.81	352,395.39	334,979.30	338,747.83	4	15,243.65	-	15,244	
485005 L.P. Woods Endowed Lectureship for Math	60,240.65	64,550.10	61,359.91	62,050.22	4	2,792.26	-	2,792	
485006 Endowed Chair in College of Education	337,517.93	361,662.93	343,788.83	347,656.57	4	15,644.55	-	15,645	
485007 Jesse and Marilyn Gailey Professorship in the College of Business	208,089.24	222,975.15	211,955.28	214,339.89	4	9,645.30	-	9,645	
485008 Dr. Susan Brackett Endowed Chair in Reading in College of Education	388,977.06	416,802.87	396,203.64	400,661.19	4	18,029.75	-	18,030	
485009 Dr. Kirk Boatright Endowed Professorship in College of Optometry	181,019.90	193,968.88	184,382.55	186,457.11	4	8,390.57	-	8,391	

OKLAHOMA STATE REGENTS' ENDOWMENT TRUST FUND--2025 DISTRIBUTION SCHEDULE

	Account	Account Balance	Account Balance	Three-year Average		# Qrts	FY25 Available	FY24 Carryover	Total Available	Distribution Requested
		6/30/2025	6/30/2024	Account Balance 6/30/2023	Mrkt. Value		Distribution		Distribution	
485010	Entrepreneurial Lectureship Series in the College of Business	48,233.15	51,683.56	49,129.26	49,681.99	4	2,235.69	-	2,236	
485011	The Tom J. and Edna M. Carson Endowed Professorship for Liberal Arts	118,694.74	124,814.11	118,645.55	120,718.13	4	5,432.32	-	5,432	
485012	Dr. Betsy Brackett Endowed Chair of Science	237,389.48	249,628.22	237,291.09	241,436.26	4	10,864.63	-	10,865	
485013	The Gregg Wadley Endowed Chair of Science	237,389.48	249,628.22	237,291.09	241,436.26	4	10,864.63	-	10,865	
	Speaker William P. Willis and Zelma Bynum Willis Endowed Lectureship									
485014	on History and American Indian Studies at NSU	45,085.00	47,409.39	45,066.32	45,853.57	4	2,063.41	-	2,063	
TOTAL, NSU:		3,646,312.27	3,894,406.16	3,701,936.83	3,747,551.75		168,639.83	-	168,640	0.00

OKLAHOMA STATE REGENTS' ENDOWMENT TRUST FUND--2025 DISTRIBUTION SCHEDULE

Account	Account Balance 6/30/2025	Account Balance 6/30/2024	Account Balance 6/30/2023	Three-year Average Mrkt. Value	# Qrts	FY25 Available Distribution	FY24 Carryover	Total Available Distribution	Distribution Requested
<u>Northwestern Oklahoma State University</u>									
505001 Charles Morton Chair in Education	439,011.59	435,143.59	434,185.46	436,113.54	4	19,625.11	-	19,625	
505002 Pearl Louise Marlatt Walch Alumni Chair in Business	398,972.23	395,457.01	394,586.24	396,338.49	4	17,835.23	-	17,835	
505003 Jake and Jayne Lindsay Lectureship	291,929.75	289,357.65	288,720.53	290,002.64	4	13,050.12	-	13,050	
505004 Bert H. Mackie Chair in Business	235,606.06	233,530.21	233,016.00	234,050.76	4	10,532.28	-	10,532	
505005 Harold G. Hamm Chair in Business	235,606.24	233,530.38	233,016.15	234,050.92	4	10,532.29	-	10,532	
505006 Endowed Chair #1	239,250.46	237,142.50	236,620.33	237,671.09	4	10,695.20	-	10,695	
505007 Endowed Chair #2	239,250.46	237,142.50	236,620.33	237,671.09	4	10,695.20	-	10,695	
505008 Endowed Chair #3	239,250.46	237,142.50	236,620.33	237,671.09	4	10,695.20	-	10,695	
505009 Endowed Chair #4	239,250.46	237,142.50	236,620.33	237,671.09	4	10,695.20	-	10,695	
505010 Endowed Chair #5	270,071.48	267,691.97	267,102.54	268,288.67	4	12,072.99	-	12,073	
505011 Endowed Chair #6	270,071.49	267,691.98	267,102.55	268,288.67	4	12,072.99	-	12,073	
505012 Endowed Chair #7	270,071.49	267,691.98	267,102.55	268,288.67	4	12,072.99	-	12,073	
505013 Endowed Chair #8	270,071.62	267,692.11	267,102.55	268,288.76	4	12,072.99	-	12,073	
505014 J.T. and Jaynie Lindsey Endowed Chair	269,753.29	267,376.58	266,787.83	267,972.57	4	12,058.77	-	12,059	
505015 J.T. and Jaynie Lindsey Endowed Professorship	212,064.50	210,196.07	209,733.23	210,664.60	4	9,479.91	-	9,480	
505016 Marvel/Smith Academic Performance Enrichment Lectureship	55,815.64	55,323.87	55,202.05	55,447.19	4	2,495.12	-	2,495	
505017 Dorothy J. Reichenberger Endowed Chair in Music	279,078.20	276,619.34	276,010.24	277,235.93	4	12,475.62	-	12,476	
505018 Dr. Anna B. Fisher Endowed Chair in Biology	279,078.18	276,619.31	276,010.21	277,235.90	4	12,475.62	-	12,476	
505019 William Donald Campbell Family Chair in Agriculture	279,078.20	276,619.34	276,010.24	277,235.93	4	12,475.62	-	12,476	
505020 Grace V. Wisdom Endowed Chair in Visual Arts	297,456.00	294,835.21	294,186.01	295,492.41	4	13,297.16	-	13,297	
505021 Wisdom Family Endowed Chair in Agriculture	297,456.00	294,835.21	294,186.01	295,492.41	4	13,297.16	-	13,297	
505022 The Ryerson Family Chair in Business	297,456.03	294,835.25	294,186.04	295,492.44	4	13,297.16	-	13,297	
505023 The Helen Irene Patterson Lectureship in Music	112,977.49	111,975.87	111,622.09	112,191.82	4	5,048.63	-	5,049	
505024 The Gwendolyn Hollis Anderson Faculty Development Lectureship	23,246.00	23,034.40	22,918.34	23,066.25	4	1,037.98	-	1,038	
505025 The NWOSU Masonic Institute for Citizenship Studies Lectureship	92,984.01	92,137.61	91,673.36	92,265.00	4	4,151.92	-	4,152	
505026 The Donovan Reichenberger Theater Chair I	232,460.01	230,344.03	229,183.41	230,662.48	4	10,379.81	-	10,380	
505027 The Grace V. Wisdom Endowed Chair in Visual Arts II	232,460.01	230,344.03	229,183.41	230,662.48	4	10,379.81	-	10,380	
505028 The Donovan Reichenberg Theater Endowed Chair II	232,460.01	230,344.03	229,183.41	230,662.48	4	10,379.81	-	10,380	
505029 The Stock Exchange Bank/Bruce and Sheryl Benbrook Lectureship	23,246.00	23,034.40	22,918.34	23,066.25	4	1,037.98	-	1,038	
505030 The Ryerson Family Endowed Chair in Business II	232,460.01	230,344.03	229,183.41	230,662.48	4	10,379.81	-	10,380	
505031 The J.Louis Bouchard Endowed Professorship in Biology (upgraded to Cha	233,142.53	231,020.33	229,856.29	231,339.72	4	10,410.29	-	10,410	
505032 The Beisel Family Endowed Chair in Mathematics	232,460.01	230,344.03	229,183.41	230,662.48	4	10,379.81	-	10,380	
505033 The Ryerson Family Endowed Chair in Business III	232,460.01	230,344.03	229,183.41	230,662.48	4	10,379.81	-	10,380	
505034 The Alice Criswell-Schnitzer Memorial Library Lectureship	42,886.09	42,495.71	42,281.59	42,554.46	4	1,914.95	-	1,915	
505035 The Rick and Janet Cunningham Family Endowed Lectureship in Criminal	23,246.00	23,034.40	22,918.34	23,066.25	4	1,037.98	-	1,038	
505036 The Rick and Janet Cunningham Family Endowed Lectureship in Accounti	23,246.00	23,034.40	22,918.34	23,066.25	4	1,037.98	-	1,038	
505037 The Friends of Choral Music Lectureship	23,246.00	23,034.40	22,918.34	23,066.25	4	1,037.98	-	1,038	
505038 The Douglas P. VanMeter Chair in Accounting	232,586.49	230,469.35	229,308.08	230,787.97	4	10,385.46	-	10,385	
505039 The Endowment for Academic Enrichment Lectureship	92,984.01	92,137.61	91,673.36	92,265.00	4	4,151.92	-	4,152	
505040 The Sue Hildreth Fellers Endowed Chair for Vocal Music	232,460.01	230,344.03	229,183.41	230,662.48	4	10,379.81	-	10,380	
505041 The Kenneth L. Fellers Endowed Chair for Mathematics	232,460.01	230,344.03	229,183.41	230,662.48	4	10,379.81	-	10,380	
505042 Nay Family Lectureship	23,246.00	23,034.40	22,918.34	23,066.25	4	1,037.98	-	1,038	
505043 Charles Morton Share Trust Doctor of Nursing Practice Chair #1	232,460.01	230,344.03	229,183.41	230,662.48	4	10,379.81	-	10,380	
505044 Charles Morton Share Trust Doctor of Nursing Practice Chair #2	232,460.01	230,344.03	229,183.41	230,662.48	4	10,379.81	-	10,380	
505045 Charles Morton Share Trust Doctor of Nursing Practice Chair #3	232,460.01	230,344.03	229,183.41	230,662.48	4	10,379.81	-	10,380	
505046 Charles Morton Share Trust Doctor of Nursing Practice Chair #4	232,460.01	230,344.03	229,183.41	230,662.48	4	10,379.81	-	10,380	
505047 Wisdom Family Endowed Doctor in Nursing Practice Chair #1	232,460.01	230,344.03	229,183.41	230,662.48	4	10,379.81	-	10,380	
505048 Wisdom Family Endowed Doctor in Nursing Practice Chair #2	232,460.01	230,344.03	229,183.41	230,662.48	4	10,379.81	-	10,380	
505049 Wisdom Family Endowed Doctor in Nursing Practice Chair #3	232,460.01	230,344.03	229,183.41	230,662.48	4	10,379.81	-	10,380	
505050 Wisdom Family Endowed Doctor in Nursing Practice Chair #4	232,460.01	230,344.03	229,183.41	230,662.48	4	10,379.81	-	10,380	
505051 Wisdom Family Endowed Doctor in Nursing Practice Chair #5	232,460.01	230,344.03	229,183.41	230,662.48	4	10,379.81	-	10,380	
505052 Wisdom Family Endowed Doctor in Nursing Practice Chair #6	232,460.01	230,344.03	229,183.41	230,662.48	4	10,379.81	-	10,380	
505053 Wisdom Family Endowed Doctor in Nursing Practice Chair #7	232,460.01	230,344.03	229,183.41	230,662.48	4	10,379.81	-	10,380	
505054 Wisdom Family Endowed Doctor in Nursing Practice Chair #8	232,460.01	230,344.03	229,183.41	230,662.48	4	10,379.81	-	10,380	
505055 Wisdom Family Endowed Doctor in Nursing Practice Chair #9	232,460.01	230,344.03	229,183.41	230,662.48	4	10,379.81	-	10,380	
505056 Wisdom Family Endowed Doctor in Nursing Practice Chair #10	232,460.01	230,344.03	229,183.41	230,662.48	4	10,379.81	-	10,380	

OKLAHOMA STATE REGENTS' ENDOWMENT TRUST FUND--2025 DISTRIBUTION SCHEDULE

Account	Account Balance 6/30/2025	Account Balance 6/30/2024	Account Balance 6/30/2023	Three-year Average Mrkt. Value	# Qrts	FY25 Available Distribution	FY24 Carryover	Total Available Distribution	Distribution Requested
505057 John and Margaret Barton Lectureship	27,895.21	27,641.29	27,502.01	27,679.50	4	1,245.58	-	1,246	
505058 Dr. Charles and Jane Tucker Computer Science Lectureship	23,246.00	23,034.40	22,918.34	23,066.25	4	1,037.98	-	1,038	
505059 Charles Morton Share Trust Doctor of Nursing Practice Chair #5	232,460.01	230,344.03	229,183.41	230,662.48	4	10,379.81	-	10,380	
505060 Charles Morton Share Trust Doctor of Nursing Practice Chair #6	232,460.01	230,344.03	229,183.41	230,662.48	4	10,379.81	-	10,380	
505061 Charles Morton Share Trust Doctor of Nursing Practice Chair #7	232,460.01	230,344.03	229,183.41	230,662.48	4	10,379.81	-	10,380	
505062 Charles Morton Share Trust Doctor of Nursing Practice Chair #8	232,460.01	230,344.03	229,183.41	230,662.48	4	10,379.81	-	10,380	
505063 The William R. and Billie D. Buckles Computer Science Lectureship	37,193.60	36,855.04	36,669.34	36,905.99	4	1,660.77	-	1,661	
505064 Charles Morton Share Trust Doctor of Nursing Practice Chair #9	232,460.01	230,344.03	229,183.41	230,662.48	4	10,379.81	-	10,380	
505065 Charles Morton Share Trust Doctor of Nursing Practice Chair #10	232,460.01	230,344.03	229,183.41	230,662.48	4	10,379.81	-	10,380	
505066 Chad and Kimberly Moore Accounting Lectureship for Academic Enrichm	27,895.21	27,641.29	27,502.01	27,679.50	4	1,245.58	-	1,246	
505067 Keith Vermillion Literacy Center Lectureship for Academic Enrichment	23,246.00	23,034.40	22,918.34	23,066.25	4	1,037.98	-	1,038	
505068 Roy Vayle and Leah Bisel Evans Literacy Center Chair for Academic Exce	232,460.01	230,344.03	229,183.41	230,662.48	4	10,379.81	-	10,380	
505069 Donovan Reichenberger Theater Endowed Chair #3	232,460.01	230,344.03	229,183.41	230,662.48	4	10,379.81	-	10,380	
505070 Donovan Reichenberger Theater Endowed Chair #4	232,460.01	230,344.03	229,183.41	230,662.48	4	10,379.81	-	10,380	
505071 Myrna Lee Carney Lectureship in Education	23,246.00	23,034.40	22,918.34	23,066.25	4	1,037.98	-	1,038	
505072 Brown Family Chair in Leadership	232,460.01	230,344.03	229,183.41	230,662.48	4	10,379.81	-	10,380	
505073 Reichenberger Chair in Instrumental Music	232,460.17	230,344.03	229,183.41	230,662.54	4	10,379.81	-	10,380	
TOTAL, NWOSU:	14,686,589.08	14,554,653.78	14,498,133.33	14,579,792.06		656,090.64	-	656,091	0.00
<u>Southeastern Oklahoma State University</u>									
660001 Dr. Linnie Ruth Hall Distinguished Lectureship (in Business) (Pr	143,347.03	135,777.59	129,067.19	136,063.94	4	6,122.88	5,724	11,846	
660002 Dr. Linnie Ruth Hall Distinguished Lectureship (in Business) (Pt	142,786.57	135,246.72	128,562.56	135,531.95	4	6,098.94	5,700	11,799	
660003 Massey Family Lectureship in Business and Public Policy (Privat	241,522.34	228,768.75	217,462.54	229,251.21	4	10,316.30	9,605	19,921	
660004 Massey Family Lectureship in Business and Public Policy (Public	346,665.24	328,359.59	312,131.40	329,052.08	4	14,807.34	13,821	28,628	
660005 Don W. Sands Lectureship in Business Administration	171,720.50	162,652.80	154,614.17	162,995.82	4	7,334.81	6,843	14,178	
660006 Ruth Steger Lectureship in Music	96,067.95	90,995.08	86,497.93	91,186.99	4	4,103.41	3,784	7,888	
660007 Engles Family Endowed Chair in Biomedical Science	345,454.16	359,160.32	341,409.90	348,674.79	4	15,690.37	0	15,691	
660008 John Massey Chair in Business No. 1	349,890.03	352,272.03	334,862.04	345,674.70	4	15,555.36	6,157	21,712	
660009 Medical Center Professorship in Biomedical Sciences	221,847.66	216,926.98	206,206.01	214,993.55	4	9,674.71	5,867	15,542	
660010 Julian J. Rothbaum Lectureship	70,240.29	66,531.25	63,243.14	66,671.56	4	3,000.22	2,802	5,802	
660011 Sullivan Lectureship in Business	83,128.72	78,739.11	74,847.66	78,905.16	4	3,550.73	3,195	6,745	
660012 John Massey Chair in Business No. 2	358,722.98	360,638.55	342,815.08	354,058.87	4	15,932.65	6,358	22,291	
660013 John Massey Chair in Business No. 3	327,433.99	338,815.61	322,070.66	329,440.09	4	14,824.80	647	15,472	
660014 John Massey Chair in Business No. 4 6/02	415,535.26	393,592.92	374,140.78	394,422.99	4	17,749.03	15,149	32,898	
660015 John Massey Chair in Business No. 5	383,347.90	378,799.73	360,078.69	374,075.44	4	16,833.39	8,281	25,115	
660016 John Massey Chair in Business No. 6	501,033.98	474,576.88	451,122.35	475,577.74	4	21,401.00	19,586	40,987	
660017 John Massey Chair in Business No. 7	499,655.06	498,132.13	473,513.45	490,433.55	4	22,069.51	8,310	30,380	
660018 John Massey Professorship In Business #1	156,659.74	162,909.62	154,858.30	158,142.55	4	7,116.41	24	7,141	
660019 John Massey Professorship In Business #2	234,699.67	222,582.59	211,582.11	222,954.79	4	10,032.97	8,509	18,541	
660020 Chickasaw Nation Endowed Chair in Business Management	547,995.01	519,058.13	493,405.24	520,152.79	4	23,406.88	21,777	45,184	
660021 Donna Massey Professorship in Music	119,582.82	113,268.25	107,670.31	113,507.13	4	5,107.82	3,757	8,865	
660022 Kay Massey Professorship in Business	176,621.66	167,295.16	159,027.09	167,647.97	4	7,544.16	6,386	13,930	
660023 Chickasaw Nation Professorship in Business Management	269,749.47	255,505.35	242,877.77	256,044.19	4	11,521.99	10,737	22,259	
660024 Clark and Wanda Bass Lectureship in Piano Music	123,118.30	116,617.04	110,853.59	116,862.98	4	5,258.83	4,889	10,148	
660025 John L. Massey Chair in Business No. 8	521,092.08	493,575.81	469,182.31	494,616.74	4	22,257.75	20,709	42,967	
660026 Oklahoma Masonic Foundation Institute for Professional Dev. & Lecturesh	199,061.57	188,550.12	179,231.60	188,947.76	4	8,502.65	7,819	16,321	
660027 Albert H. Brigance Endowment Fund	52,708.94	49,925.64	47,458.22	50,030.93	4	2,251.39	1,791	4,043	
660028 Albert H. Brigance Lectureship	52,708.94	49,925.64	47,458.22	50,030.93	4	2,251.39	1,791	4,043	
660029 Chickasaw Nation Native American Center for Business Research Profess	131,772.35	124,814.11	118,645.55	125,077.33	4	5,628.48	4,478	10,107	
660030 Evert Tigner Shakespearean Collection Endowment Fund	31,625.36	29,955.39	28,474.93	30,018.56	4	1,350.84	1,075	2,426	
TOTAL, SEOSU:	7,315,795.56	7,093,968.92	6,743,370.81	7,051,045.10		317,297.03	215,574	532,871	0.00
<u>Southwestern Oklahoma State University</u>									
665001 Lectureship #1 (Public)	173,523.77	164,360.85	161,370.23	166,418.28	4	7,488.82	5,836	13,325	
665002 Lectureship #1 (Private)	156,903.13	148,617.86	146,405.28	150,642.09	4	6,778.89	5,175	11,954	
665003 Lectureship #2 (Public)	172,580.81	163,467.68	160,521.20	165,523.23	4	7,448.55	5,798	13,247	
665004 Lectureship #2 (Private)	155,895.11	147,663.07	145,497.68	149,685.28	4	6,735.84	5,135	11,871	

OKLAHOMA STATE REGENTS' ENDOWMENT TRUST FUND--2025 DISTRIBUTION SCHEDULE

Account	Account Balance 6/30/3025	Account Balance 6/30/2024	Account Balance 6/30/2023	Three-year Average Mrkt. Value	# Qrts	FY25 Available Distribution	FY24 Carryover	Total Available Distribution	Distribution Requested
665005 Lectureship #3 (Public)	99,243.86	94,003.29	94,489.87	95,912.34	4	4,316.06	2,882	7,198	
665006 Lectureship #3 (Private)	78,955.68	74,786.42	76,222.74	76,654.95	4	3,449.47	2,076	5,525	
665007 Dobson Chair in Business	265,614.97	263,722.63	272,528.05	267,288.55	4	12,027.98	(254)	11,774	
665008 Foundation-Flossie Hagin Lectureship	60,797.24	57,586.84	54,740.79	57,708.29	4	2,596.87	2,417	5,014	
665009 Ed and Winnie Ola Berrong Endowed Chair in Department of Mu	320,600.55	322,526.72	330,374.86	324,500.71	4	14,602.53	(2,423)	12,180	
665010 Flossie Hagin Chair in Chemistry	366,491.98	360,400.29	370,369.90	365,754.06	4	16,458.93	1,333	17,792	
665011 Guy Hagin Chair in Biology	403,862.59	396,660.82	402,587.31	401,036.91	4	18,046.66	3,077	21,123	
665012 David and Dianne Hunter	140,185.67	139,659.44	140,029.21	139,958.11	4	6,298.11	770	7,068	
665013 Foundation-Harvey Minton Lectureship	65,699.29	62,230.04	59,154.51	62,361.28	4	2,806.26	2,611	5,417	
665014 Everett Dobson Chair in Accounting	359,841.35	352,973.39	361,190.82	358,001.85	4	16,110.08	1,986	18,096	
665015 Everett Dobson Chair in Management	359,841.35	352,973.39	361,190.82	358,001.85	4	16,110.08	1,986	18,096	
665016 Everett Dobson Chair in Finance	396,729.60	387,913.75	394,404.37	393,015.91	4	17,685.72	3,481	21,166	
665017 Everett Dobson Chair in Marketing	364,452.38	357,340.93	365,342.51	362,378.61	4	16,307.04	2,173	18,480	
665018 The Nelson Sims Endowed Chair in Pharmacy	420,425.70	404,246.69	402,991.92	409,221.44	4	18,414.96	9,681	28,096	
665019 The H.F. Timmons Endowed Chair in Pharmacy	228,367.23	216,595.14	212,036.05	218,999.47	4	9,854.98	7,610	17,465	
665020 The Homer Ryan Professorship in Accounting	198,823.15	188,324.29	179,016.93	188,721.45	4	8,492.47	7,886	16,378	
665021 The Don Weeks Professorship in Accounting	190,131.75	180,091.84	177,863.48	182,695.69	4	8,221.31	5,819	14,040	
665022 The Mike Jones Professorship in Accounting	99,999.25	94,718.79	90,037.60	94,918.55	4	4,271.33	3,969	8,240	
665023 Ed & Winnie Ola Berrong Chair in Engineering Technology	432,782.98	409,929.88	389,670.33	410,794.40	4	18,485.75	16,829	35,315	
TOTAL, SWOSU:	5,511,749.39	5,340,794.05	5,348,036.46	5,400,193.30		243,008.70	95,852	338,861	0.00

OKLAHOMA STATE REGENTS' ENDOWMENT TRUST FUND--2025 DISTRIBUTION SCHEDULE

Account	Account Balance 6/30/2025	Account Balance 6/30/2024	Account Balance 6/30/2023	Three-year Average Mrkt. Value	# Qrts	FY25 Available Distribution	FY24 Carryover	Total Available Distribution	Distribution Requested
<u>Cameron University</u>									
100001 Lawton Independent Insurance Agents Chair	527,942.92	523,150.45	521,320.01	524,137.80	4	23,586.20	103	23,689	
100002 McCasland/Amquest Bank Endowed Chair	684,126.54	648,001.24	634,478.62	655,535.47	4	29,499.10	22,991	52,490	
100003 Clarence E. Page Chair in Mathematics	539,086.12	534,297.16	532,448.64	535,277.31	4	24,087.48	50	24,137	
100004 Honors Program Lectureship	128,970.01	127,783.15	127,328.72	128,027.30	4	5,761.23	35	5,796	
100005 President's Partners Lectureship	630,088.38	596,816.57	567,320.70	598,075.22	4	26,913.38	25,149	52,062	
100006 Joseph H. Mullin Chair in Agriculture	661,964.11	627,009.09	596,021.05	628,331.42	4	28,274.91	22,539	50,814	
100007 Mary Dixie Mullin Chair in the Sciences	771,705.47	730,955.56	694,830.28	732,497.10	4	32,962.37	30,652	63,614	
100008 Virginia Brewczynski Chair in Business	450,806.09	446,831.17	445,285.13	447,640.79	4	20,143.84	27	20,171	
100009 Harold & Elizabeth Hackler Lectureship in Teaching Excellence	74,437.34	72,677.12	71,119.62	72,744.69	4	3,273.51	1,007	4,280	
100010 SWB Endowed Lectureship in Telecommunications	39,149.05	38,758.94	38,587.13	38,831.71	4	1,747.43	33	1,781	
100011 Helen C. Shultz Lectureship in the Study & Application of Englis	43,721.37	44,569.66	42,657.56	43,649.53	4	1,964.23	49	2,013	
100012 R.H. Drewry Lectureship in Telecommunications	35,610.52	35,703.23	33,938.71	35,084.15	4	1,578.79	339	1,918	
100013 Buck and Irene Clements Lectureship in Agriculture	39,258.02	39,651.40	37,933.93	38,947.78	4	1,752.65	19	1,772	
100014 Mary Kate Wellman Drew Endowed Lectureship	86,939.20	86,195.97	87,070.30	86,735.16	4	3,903.08	4	3,907	
100015 B.H. and Flora Brewer Endowed Professorship in Instruction Tec	131,357.39	130,241.78	129,714.27	130,437.81	4	5,869.70	16	5,885	
100016 PSO Lectureship in Instructional Technology and Multimedia De	57,208.66	56,654.16	56,372.92	56,745.25	4	2,553.54	48	2,601	
100017 James O. "Diz" and June Pursley Barnett Endowed Lectureship	30,315.87	29,997.57	29,871.26	30,061.57	4	1,352.77	43	1,396	
100018 John C. Paynter Endowed Lectureship in Communications	38,200.80	36,380.92	34,582.90	36,388.21	4	1,637.47	1,128	2,766	
100019 Harvard and Judith Tomlinson Lectureship in Phy. Sciences	60,963.81	60,408.34	60,183.74	60,518.63	4	2,723.34	16	2,739	
100020 Southwest Oklahoma Opera Guild Lectureship	30,544.02	29,917.70	29,262.54	29,908.08	4	1,345.86	503	1,849	
100021 Tuck and Anna Pittman Lectureship in Instruct. Tech.	33,415.08	33,031.78	32,900.83	33,115.89	4	1,490.22	49	1,539	
100022 Dr. Robert H. Drewry Endowed Lectureship in Chemistry	28,942.54	29,190.04	27,989.59	28,707.39	4	1,291.83	13	1,304	
100023 Jack Bryan Endowed Lectureship in Art	102,011.30	96,624.60	91,849.21	96,828.37	4	4,357.28	3,968	8,325	
100024 Katherine D. Lacy Endowed Lectureship in History	31,132.72	30,869.95	30,700.52	30,901.06	4	1,390.55	19	1,410	
100025 Home Savings Bank Endowed Chair in Organizational Leadershi	36,501.45	34,919.29	33,193.51	34,871.41	4	1,569.21	1,162	2,731	
100026 Kerr Endowed Lectureship In Physical Science	37,634.65	35,795.34	35,358.28	36,262.76	4	1,631.82	967	2,599	
100027 McCasland Foundation Chair in Educational Leadership	410,762.91	407,126.66	405,702.29	407,863.96	4	18,353.88	36	18,389	
100028 Louise McMahon Endowed Chair in Music	278,214.10	275,756.37	274,818.41	276,262.96	4	12,431.83	15	12,447	
100029 Dr. Bobby Gene Vowell Lectureship in Physical & Biological Sciences	66,636.47	65,978.76	65,624.17	66,079.80	4	2,973.59	32	3,005	
100030 Jack and Joyce Amyx Lectureship in Business	35,077.27	34,310.23	34,164.53	34,517.34	4	1,553.28	234	1,787	
100031 Edward and Lenore Hamra/Edward's Menswear Lectureship in Retial Mark	57,847.85	54,793.19	52,085.20	54,908.75	4	2,470.89	2,192	4,663	
100032 Ajay and Shireen Bhargava Lectureship in India Studies	40,948.95	38,786.65	36,869.73	38,868.44	4	1,749.08	1,593	3,342	
100033 Philip J. Jones Lectureship in Business	47,946.21	47,584.85	47,751.83	47,760.97	4	2,149.24	2	2,151	
100034 Clodus and Pauline Smith Lectureship	53,695.55	53,227.90	53,309.74	53,411.06	4	2,403.50	32	2,436	
100035 Trent Patton Endowed Lectureship	35,457.07	35,163.26	34,975.40	35,198.58	4	1,583.94	11	1,595	
100036 Richard T. Brittingham, M.D. Music Theatre Lectureship	35,237.89	34,857.00	34,974.90	35,023.26	4	1,576.05	47	1,623	
100037 Bhargava Endowed Lectureship in International Studies	42,063.50	39,842.34	37,873.25	39,926.36	4	1,796.69	1,637	3,434	
100038 Jimmy and Virgie Stanton Endowed Lectureship in Physical Sciences	55,925.25	56,523.74	53,730.22	55,393.07	4	2,492.69	45	2,538	
100039 BancFirst Lectureship in Finance	38,859.40	36,807.43	34,988.33	36,885.05	4	1,659.83	1,518	3,178	
100040 BancFirst Lectureship in Investments	41,048.64	38,881.06	36,959.49	38,963.06	4	1,753.34	1,603	3,357	
100041 Buck and Irene Clements Lectureship in Child Development	31,583.25	31,296.68	31,106.17	31,328.70	4	1,409.79	32	1,442	
100042 Herb and Dorothy Pitman Carter Lectureship in Physical Sciences	38,016.82	37,686.50	37,470.81	37,724.71	4	1,697.61	20	1,718	
100043 Marguerite Wete Wilkinson Lecturship in Music	62,606.05	62,062.51	61,804.60	62,157.72	4	2,797.10	25	2,822	
100044 Mary Sue Silk Endowed Lectureship in Agricultural Science	33,767.79	33,760.50	32,963.85	33,497.38	4	1,507.38	24	1,531	
100045 James Eddie Phillips Endowed Lectureship in Mathematical Science	42,726.07	40,469.92	38,469.82	40,555.27	4	1,824.99	1,639	3,464	
100046 Gladys "Slat's" Patton Endowed Lectureship in Health & Physical Ed.	32,224.43	31,904.01	32,845.96	32,324.80	4	1,454.62	45	1,500	
100047 Tina Solomon Endowed Lectureship	43,939.36	41,619.15	39,562.24	41,706.92	4	1,876.81	1,669	3,546	
100048 Jeff and Kevin Graham Endowed Lectureship for Depression Awareness	42,377.15	42,013.89	41,584.33	41,991.79	4	1,889.63	5	1,895	
100049 GEO Group Endowed Lectureship in Criminal Justice and Sociology	43,818.46	43,773.72	43,693.12	43,761.77	4	1,969.28	29	1,998	
100050 Todd and Cindy Sanner Endowed Lectureship in Chemistry	46,761.57	46,364.10	46,107.05	46,410.91	4	2,088.49	18	2,107	
100051 Doyce and Sammy Croy Endowed Lectureship in Criminal Justice & Soc.	31,442.75	31,163.60	30,979.67	31,195.34	4	1,403.79	25	1,429	
100052 Flora Brewer Endowed Chair in Education	368,242.51	364,977.08	363,698.36	365,639.32	4	16,453.77	45	16,499	
100053 B.H. Brewer Endowed Chair in Education	354,777.69	351,631.33	350,430.94	352,279.99	4	15,852.60	36	15,888	
100054 Ted Owens Endowed Lectureship in Health & Physical Education	34,118.17	33,796.40	33,627.66	33,847.41	4	1,523.13	30	1,553	
100055 John and JoAnn Sterling Endowed Lectureship in Accounting & Auditing	32,662.93	30,938.16	30,571.62	31,390.90	4	1,412.59	766	2,179	
100056 Ajay and Shireen Bhargava Lectureship in Pre-Nursing	29,798.97	29,507.96	29,696.47	29,667.80	4	1,335.05	27	1,362	
100057 Bill G. Taylor Endowed Lectureship in Mathematical Sciences	36,802.57	34,859.21	33,136.40	34,932.72	4	1,571.97	1,421	2,993	

OKLAHOMA STATE REGENTS' ENDOWMENT TRUST FUND--2025 DISTRIBUTION SCHEDULE

Account	Account Balance 6/30/2025	Account Balance 6/30/2024	Account Balance 6/30/2023	Three-year Average Mrkt. Value	# Qrts	FY25 Available Distribution	FY24 Carryover	Total Available Distribution	Distribution Requested
100058 Burgess Family Lectureship in Business	104,218.42	98,715.16	93,836.46	98,923.35	4	4,451.55	4,142	8,593	
100059 Jane Godlove Endowed Lectureship	57,886.48	54,829.78	52,119.99	54,945.42	4	2,472.54	2,080	4,553	
100060 Frances Jo Richardson Endowed Lectureship in Chemistry	31,338.84	30,177.27	30,042.09	30,519.40	4	1,373.37		1,811	
100061 JoAnne Hudson Lectureship in Health Education	34,232.36	34,595.16	33,805.70	34,211.07	4	1,539.50	18	1,558	
100062 Dorothy S.Tobias Endowed Professorship in Chemistry	360,610.85	341,568.79	324,687.78	342,289.14	4	15,403.01	12,628	28,031	
100063 Gerald Paul and Kay Anne Laursen Lectureship in Mathematical Science	37,289.60	35,320.52	33,574.91	35,395.01	4	1,592.78	1,450	3,043	
100064 Charles and Edythe Holmes Endowed Lectureship in English	35,783.50	35,472.45	35,463.06	35,573.01	4	1,600.79	5	1,606	
100065 The Bhattacharya Endowed Lectureship for Excellence in Research	35,948.85	35,629.07	35,418.19	35,665.37	4	1,604.94	24	1,629	
100066 BG Charles B. Allen Endowed Lectureship in Military Science & Leadersh	44,218.50	42,080.86	40,122.23	42,140.53	4	1,896.32	1,601	3,497	
100067 Dr. William L. and Barbara Scearce Endowed Lectureship in Political Sci	33,958.15	32,559.62	31,071.55	32,529.77	4	1,463.84	853	2,317	
100068 Odessa Drinnon Lectureship in Pre-Engineering Technology	23,447.02	23,294.12	22,966.31	23,235.82	4	1,045.61	17	1,063	
100069 Ajesh Bhargava Lectureship in Computing Science	26,354.47	24,962.82	23,729.11	25,015.47	4	1,125.70	896	2,021	
100070 Evelyn Parrish Endowed Lectureship in Pre-Engineering Studies	23,719.44	23,650.81	22,966.31	23,445.52	4	1,055.05	57	1,112	
100071 Dr. Gilbert"Gib" Gibson Lectureship in Community Banking	23,389.79	23,141.26	22,966.31	23,165.79	4	1,042.46	28	1,071	
100072 The Frontiers in Chemistry Endowed Lectureship	26,045.61	24,719.60	24,466.65	25,077.29	4	1,128.48	611	1,740	
100073 Dr. Wayne and Cassandra Johnson Endowed Lectureship in Business	30,776.77	29,151.60	28,195.24	29,374.53	4	1,321.85	906	2,228	
100074 The Joye R. Lentz Professorship in Music	128,076.88	121,856.39	116,560.55	122,164.61	4	5,497.41	3,710	9,208	
100075 The Davis Family Endowed Lectureship in Communications	26,354.47	24,962.82	23,729.11	25,015.47	4	1,125.70	896	2,021	
100076 Dr. Theodore and Linda Snider Endowed Lectureship in Chemistry	24,088.31	24,000.20	23,589.05	23,892.52	4	1,075.16	28	1,103	
100077 Southwestern Medical Center Endowed Lectureship in Sports & Exercise S	32,339.85	32,013.33	31,787.40	32,046.86	4	1,442.11	26	1,468	
100078 Holmes, Morris and Newell Endowed Lectureship in Classic Films	24,796.45	24,473.63	24,329.71	24,533.26	4	1,104.00	49	1,153	
100079 Jeneanne Lawson Endowed Professorship in Communication	131,772.35	124,814.11	118,645.55	125,077.33	4	5,628.48	4,478	10,107	
100080 Robert Harmon Endowed Professorship in Mathematical Sciences	131,772.35	124,814.11	118,645.55	125,077.33	4	5,628.48	4,478	10,107	
100081 T.K. Bhattacharya Endowed Chair in Finance	263,544.70	249,628.22	237,291.09	250,154.67	4	11,256.96	8,957	20,214	
100082 Albert Johnson Sr. and Josephine Johnson Endowed Lectureship in Social C	50,858.11	48,172.54	47,729.24	48,919.96	4	2,201.40	1,114	3,315	
100083 Netherland Family Lectureship in Biology	24,137.64	23,948.27	23,733.43	23,939.78	4	1,077.29	5	1,082	
100084 Francis Peay Endowed Lectureship in Athletic Training	50,612.62	47,989.35	47,458.22	48,686.73	4	2,190.90	1,277	3,468	
TOTAL, Cameron:	9,694,993.38	9,400,438.21	9,172,827.32	9,422,752.97		424,023.88	176,553	600,577	0.00
Langston University									
420001 Endowment	45,798,299.23	45,366,795.53	45,267,684.09	45,477,592.95	4	2,046,491.68	(0)	2,046,492	
420002 PSO Lectureship (Public)	155,046.50	146,859.27	139,601.19	147,168.99	4	6,622.60	6,189	12,811	
420003 PSO Lectureship (Private)	154,493.73	146,335.69	139,103.49	146,644.30	4	6,598.99	6,171	12,770	
420004 Southwestern Bell Endowed Lectureship	264,396.09	250,434.66	238,057.67	250,962.81	4	11,293.33	10,064	21,357	
420005 William Henri Hale Lectureship	151,888.53	143,868.05	136,757.81	144,171.46	4	6,487.72	6,070	12,557	
420006 J. C. Penney Professorship of Business	268,385.24	254,213.15	241,649.43	254,749.27	4	11,463.72	10,710	22,174	
420007 T. M. Crisp Professorship in Recreation & Good Sportsmanship	855,627.52	810,446.11	770,392.25	812,155.29	4	36,546.99	34,147	70,694	
420008 James A. Close Endowed Chair	822,842.77	779,392.56	740,873.42	781,036.25	4	35,146.63	32,815	67,962	
420009 Lillian Johnson Hemmitt Endowed Chair	2,084,368.32	1,974,303.26	1,876,729.25	1,978,466.94	4	89,031.01	82,835	171,866	
420010 Delta Sigma Theta Sorority Distinguished Professorship	399,997.00	378,875.16	360,150.39	379,674.18	4	17,085.34	15,877	32,962	
TOTAL, Langston:	50,955,344.92	50,251,523.43	49,910,998.99	50,372,622.45		2,266,768.01	204,877	2,471,645	0.00

OKLAHOMA STATE REGENTS' ENDOWMENT TRUST FUND--2025 DISTRIBUTION SCHEDULE

Account	Account Balance 6/30/2025	Account Balance 6/30/2024	Account Balance 6/30/2023	Three-year Average Mrkt. Value	# Qrts	FY25 Available Distribution	FY24 Carryover	Total Available Distribution	Distribution Requested
<u>University of Science & Arts of Oklahoma</u>									
150001 Mary Jo Ragan Professorship of Interdisciplinary Studies	762,917.33	756,001.46	781,726.33	766,881.71	4	34,509.68	0	34,510	
150002 Budlow Grigsby Lectureship	410,452.26	406,731.43	420,569.10	412,584.26	4	18,566.29	(0)	18,566	
150003 Jessie Dearing Kinley Chair in Interdisciplinary Studies	635,913.29	630,148.53	651,584.96	639,215.59	4	28,764.70	-	28,765	
150004 Dorothy Gilkey Wilcox Professorship in Interdis. Studies	402,352.37	398,704.96	412,269.69	404,442.34	4	18,199.91	0	18,200	
150005 Dorothy Cusick Professorship in Interdisc. Studies	362,295.12	359,010.84	371,225.10	364,177.02	4	16,387.97	0	16,388	
150006 Professorship in Biology	316,089.69	313,223.73	323,862.36	317,725.26	4	14,297.64	0	14,298	
150007 Lectureship Program	211,164.99	209,250.07	216,346.82	212,253.96	4	9,551.43	-	9,551	
150008 Bradford Abelson Chair in Religious Reconciliation	394,990.32	391,407.51	404,652.29	397,016.70	4	17,865.75	(0)	17,866	
TOTAL, USAO:	3,496,175.36	3,464,478.53	3,582,236.64	3,514,296.85		158,143.36	0	158,143	0.00
<u>Carl Albert State College</u>									
108001 Charles L. Ward Endowed Teaching Lectureship	57,610.65	57,103.06	56,977.32	57,230.34	4	2,575.37	-	2,575	
108002 George Bush Professorship for Teaching Excellence	41,577.70	41,211.37	41,120.62	41,303.23	4	1,858.65	-	1,859	
108003 Hanford Farrell Senior Lectureship	41,558.80	41,192.64	41,101.94	41,284.46	4	1,857.80	-	1,858	
108004 Jack Gedosh Endowed Lectureship	37,804.65	37,471.57	37,389.06	37,555.09	4	1,689.98	-	1,690	
108005 R. L. Winters Endowed Lectureship	80,745.05	80,033.64	79,857.41	80,212.03	4	3,609.54	-	3,610	
108006 Jodi Hoffman Lectureship in Business Technology	39,208.50	38,857.96	38,684.72	38,917.06	4	1,751.27	-	1,751	
108007 F.L. Holton Endowed Lectureship in Business Technology	67,678.29	67,082.00	66,934.29	67,231.53	4	3,025.42	-	3,025	
108008 Macy R. McBee Endowed Lectureship in Natural Science	31,164.10	30,889.53	30,821.51	30,958.38	4	1,393.13	-	1,393	
108009 Julian J. Rothbaum Lectureship in History	29,290.44	29,032.37	28,968.45	29,097.09	4	1,309.37	-	1,309	
108010 Walter White Endowed Lectureship in Early Childhood Education	40,496.08	40,139.28	40,050.89	40,228.75	4	1,810.29	-	1,810	
108011 Walter White Endowed Lectureship in Excellence	40,717.46	40,358.71	40,269.84	40,448.67	4	1,820.19	-	1,820	
108012 Gerald Ford Lectureship in Academic Excellence	34,288.51	33,986.40	33,911.56	34,062.16	4	1,532.80	-	1,533	
108013 Dave and Beverly McMillen Endowed Lectureship	94,168.81	93,339.12	93,133.59	93,547.17	4	4,209.62	-	4,210	
108014 Jimmy and Pearl Orr Endowed Lectureship	53,094.11	52,626.31	52,510.43	52,743.62	4	2,373.46	-	2,373	
108015 Phillip and Wanda Freeman Endowed Lectureship	27,261.17	27,020.99	26,961.49	27,081.22	4	1,218.65	-	1,219	
108016 Roy and Jeanne Reed Endowed Lectureship in Academic Leaders	58,038.00	57,526.64	57,399.97	57,654.87	4	2,594.47	-	2,594	
108017 Victor L. Cary Endowed Lectureship in Arts and Sciences	29,375.42	29,116.61	29,052.50	29,181.51	4	1,313.17	-	1,313	
108018 Oxley Foundation Endowed Lectureship	30,916.42	30,644.02	30,576.55	30,712.33	4	1,382.05	-	1,382	
108019 Dean Worley Endowed Lectureship	56,262.47	55,766.76	55,643.97	55,891.07	4	2,515.10	-	2,515	
108020 Dick LaFevers Endowed Lectureship	31,134.86	30,860.54	30,792.59	30,929.33	4	1,391.82	-	1,392	
108021 J.C. and Linda Holton Endowed Lectureship	39,328.07	38,971.39	38,710.22	39,003.23	4	1,755.15	-	1,755	
108022 Veronica Ann LaFevers Endowed Lectureship	23,246.00	23,034.40	22,918.34	23,066.25	4	1,037.98	-	1,038	
108023 Delores O'Guin Mitchell Endowed Lectureship	46,492.00	46,068.80	45,836.68	46,132.49	4	2,075.96	-	2,076	
108024 J.T. Stites Endowed Lectureship	23,246.00	23,034.40	22,918.34	23,066.25	4	1,037.98	-	1,038	
108025 Albert H. and Patsy (Hicks) Brigrance Endowed Lectureship	27,895.21	27,641.29	27,502.01	27,679.50	4	1,245.58	-	1,246	
108026 Jerry and Georgia Hetherington Endowed Lectureship	23,246.02	23,034.41	22,918.34	23,066.26	4	1,037.98	-	1,038	
TOTAL, CASC:	1,105,844.78	1,096,044.22	1,092,962.63	955,273.13		49,422.77	-	49,423	0.00
<u>Eastern Oklahoma State College</u>									
240001 Julian J. Rothbaum Lectureship	100,549.80	95,240.27	90,533.30	95,441.12	4	4,294.85	3,690	7,985	
240002 Choctaw Nation Endowed Professorship in Nursing	244,391.84	231,486.73	225,178.61	233,685.73	4	10,515.86	8,584	19,100	
TOTAL, EOSC:	344,941.64	326,727.00	315,711.92	329,126.85		14,810.71	12,274	27,085	
<u>Oklahoma City Community College</u>									
633001 Lectureship	286,016.21	270,913.12	257,524.06	271,484.46	4	12,216.80	11,416	23,633	
TOTAL, OCCC:	286,016.21	270,913.12	257,524.06	271,484.46		12,216.80	11,416	23,633	
<u>Rogers State University</u>									
461001 Herrington Lectureship	148,532.27	140,689.03	133,735.89	140,985.73	4	6,344.36	5,905	12,249	
461002 Maurice Meyer Lectureship in Liberal Arts	54,433.21	51,558.86	49,010.72	51,667.60	4	2,325.04	2,166	4,491	
461003 John W. Norman Endowed Chair in Business Information Techn	394,192.78	387,964.56	383,126.41	388,427.92	4	17,479.26	4,178	21,657	
461004 Greg Knuz Endowed Chair in Communications	430,328.92	422,341.95	415,955.37	422,875.41	4	19,029.39	5,599	24,628	
461005 Sarkey's Endowed Chair	389,738.02	383,811.79	379,197.36	384,249.06	4	17,291.21	2,573	19,865	
461006 Oliver Dewey Mayor Chair	278,401.33	276,139.75	276,982.01	277,174.37	4	12,472.85	(0)	12,473	
461007 Board of Visitors Endowed Chair	392,501.33	386,511.42	381,896.15	386,969.63	4	17,413.63	2,672	20,086	
461008 Grace and Franklin Bensen Foundation Endowed Professorship in Nursing	176,534.43	174,580.39	173,193.86	174,769.56	4	7,864.63	502	8,366	

OKLAHOMA STATE REGENTS' ENDOWMENT TRUST FUND--2025 DISTRIBUTION SCHEDULE

Account	Account Balance 6/30/2025	Account Balance 6/30/2024	Account Balance 6/30/2023	Three-year Average Mrkt. Value	# Qrts	FY25 Available Distribution	FY24 Carryover	Total Available Distribution	Distribution Requested
TOTAL, Rogers:	2,264,662.30	2,223,597.75	2,193,097.79	2,227,119.28		100,220.37	23,595	123,815	0.00
<u>Tulsa Community College</u>									
750001 Natalie O. Warren Chair of Nursing (Public)	480,165.35	476,241.65	474,832.60	477,079.87	4	21,468.59		21,469	
750002 Natalie O. Warren Chair of Nursing (Private)	0.00	0.00	0.00	-	4	Transferred Private 1	-		
750003 John W. Sublett Professorship (Public)	257,256.43	243,672.00	231,629.25	244,185.89	4	10,988.37	10,113	21,101	
750004 John W. Sublett Professorship (Private)	0.00	0.00	0.00	-	4	Transferred Private 1	-		
750005 T. Oscar Chappelle Lectureship (Public)	45,119.15	44,745.20	46,308.35	45,390.90	4	2,042.59		2,043	
750006 T. Oscar Chappelle Lectureship (Private)	0.00	0.00	0.00	-	4	Transferred Private 1	-		
750007 Founders Incorporated (Private)	0.00	0.00	0.00	-	4	Transferred Private 1	-		
750008 Founders & Assoc. Chair in Allied Health	258,904.30	263,038.33	250,038.45	257,327.03	4	11,579.72	1,932	13,511	
750009 Julian Rothbaum Distinguished Lectureship in Public Affairs (pr	0.00	0.00	0.00	-	4	Transferred Private 1	-		
750010 Julian Rothbaum Distinguished Lectureship in Public Affairs	30,576.63	30,323.20	31,382.52	30,760.78	4	1,384.24		1,384	
750011 Vesta Van Trease Endowed Lectureship (Private)	0.00	0.00	0.00	-	4	Transferred Private 1	-		
750012 Vesta Van Trease Endowed Lectureship (Public)	29,200.95	28,962.33	28,876.64	29,013.30	4	1,305.60		1,306	
750013 Unit Corporation Lectureship (Private)	-43.42	0.00	0.00	(14.47)	4	(0.65)		(1)	
750014 Unit Corporation Lectureship (Public)	30,290.02	30,041.81	31,184.51	30,505.45	4	1,372.75		1,373	
750015 PSO Electronic Engineering Technology (Private)	0.00	0.00	0.00	-	4	Transferred Private 1	-		
750016 Grace and Franklin Bernsen Lectureship in Entrepreneurial Leadership (Pri	0.00	0.00	0.00	-	4	Transferred Private 1	-		
750017 JP Morgan Chase Lectureship (Private)	0.00	0.00	0.00	-	4	Transferred Private 1	-		
750018 George Kaiser Family Foundation/TCC Infant (Private)	0.00	0.00	0.00	-	4	Transferred Private 1	-		
750019 Midfirst Bank Endowed Lectureship (Private)	0.00	0.00	0.00	-	4	Transferred Private 1	-		
750020 ONEOK Endowed Professorship (Private)	0.00	0.00	0.00	-	4	Transferred Private 1	-		
750021 Walton Family Foundation Lectureship (Private)	0.00	0.00	0.00	-	4	Transferred Private 1	-		
750022 Blue Cross and Blue Shield Lectureship (Private)	0.00	0.00	0.00	-	4	Transferred Private 1	-		
750023 PSO Electronic Engineering Technology (Public)	33,046.40	34,093.26	32,408.30	33,182.65	4	1,493.22		1,493	
750024 Grace and Franklin Bernsen Lectureship in Entrepreneurial Leadership (Pul	31,576.06	31,314.35	32,408.30	31,766.24	4	1,429.48		1,429	
750025 JP Morgan Chase Lectureship (Public)	31,576.06	31,314.35	32,408.30	31,766.24	4	1,429.48		1,429	
750026 George Kaiser Family Foundation/TCC Infant (Public)	150,983.33	149,749.56	149,306.50	150,013.13	4	6,750.59		6,751	
750027 Midfirst Bank Endowed Lectureship (Public)	33,046.40	34,093.26	32,408.30	33,182.65	4	1,493.22		1,493	
750028 ONEOK Endowed Lectureship (Public)	33,046.40	34,093.26	32,408.30	33,182.65	4	1,493.22		1,493	
750029 Walton Family Foundation Lectureship (Public)	31,576.06	31,314.35	32,408.30	31,766.24	4	1,429.48		1,429	
750030 Blue Cross and Blue Shield Lectureship (Public)	33,046.40	34,093.26	32,408.30	33,182.65	4	1,493.22		1,493	
750031 George Kaiser Family Foundation Chair #1	323,037.45	320,397.74	319,449.78	320,961.66	4	14,443.27		14,443	
750032 George Kaiser Family Foundation Chair #2	323,037.45	320,397.74	319,449.78	320,961.66	4	14,443.27		14,443	
750033 George Kaiser Family Foundation Chair #3	323,037.45	320,397.74	319,449.78	320,961.66	4	14,443.27		14,443	
750034 George Kaiser Family Foundation Chair #4	323,037.45	320,397.74	319,449.78	320,961.66	4	14,443.27		14,443	
750035 George Kaiser Family Foundation Chair #5	323,037.45	320,397.74	319,449.78	320,961.66	4	14,443.27		14,443	
750036 George Kaiser Family Foundation Chair #6	323,037.45	320,397.74	319,449.78	320,961.66	4	14,443.27		14,443	
750037 George Kaiser Family Foundation Chair #7	323,037.45	320,397.74	319,449.78	320,961.66	4	14,443.27		14,443	
750038 George Kaiser Family Foundation Chair #8	323,037.45	320,397.74	319,449.78	320,961.66	4	14,443.27		14,443	
750039 George Kaiser Family Foundation Chair #9 (partial)	192,559.96	190,986.43	190,421.46	191,322.62	4	8,609.52		8,610	
750040 State Farm Lectureship	35,352.34	36,472.24	34,669.71	35,498.10	4	1,597.41		1,597	
TOTAL, TCC:	4,321,578.43	4,287,730.73	4,251,106.35	4,286,805.17		192,906.23	12,045	204,951	0.00
<u>Rose State College</u>									
531001 Henry Croak Endowed Professorship (Public)	160,154.74	158,748.31	158,408.22	159,103.76	4	7,159.67	-	7,160	
531002 Henry Croak Endowed Professorship (Private)	170,639.50	169,139.17	168,773.12	169,517.26	4	7,628.28	-	7,628	
531003 Hudiburg Student Services Endowment (Public)	139,920.83	138,695.22	138,472.51	139,029.52	4	6,256.33	-	6,256	
531004 Hudiburg Student Services Endowment (Private)	139,361.63	138,140.91	137,919.08	138,473.87	4	6,231.32	-	6,231	
531005 Don S. Reynolds Lectureship (Private)	25,306.87	25,084.63	25,030.89	25,140.79	4	1,131.34	-	1,131	
531006 Don S. Reynolds Lectureship (Public)	25,527.51	25,303.33	25,249.13	25,359.99	4	1,141.20	-	1,141	
531007 James F. Howell "Country Lawyer" (Public)	29,297.98	29,040.99	28,988.16	29,109.04	4	1,309.91	-	1,310	
531008 James F. Howell "Country Lawyer" (Private)	25,268.34	25,046.70	25,001.13	25,105.39	4	1,129.74	-	1,130	
531009 Ray M. Hardin-Kelley & Kevin Miller Professorship in Small Bus	183,422.56	181,815.89	181,523.93	182,254.13	4	8,201.44	-	8,201	
531010 Ray M. Hardin-Kelley & Kevin Miller Professorship in Small Bus	182,860.56	181,258.81	180,967.75	181,695.71	4	8,176.31	-	8,176	
531011 Endowed Excellence in Teaching and Learning Professorship (pul	152,173.07	150,836.73	150,513.59	151,174.46	4	6,802.85	-	6,803	
531012 Endowed Excellence in Teaching and Learning Professorship (pri	150,147.21	148,828.66	148,509.83	149,161.90	4	6,712.29	-	6,712	

OKLAHOMA STATE REGENTS' ENDOWMENT TRUST FUND--2025 DISTRIBUTION SCHEDULE

Account		Account Balance 6/30/2025	Account Balance 6/30/2024	Account Balance 6/30/2023	Three-year Average Mrkt. Value	# Qrts	FY25 Available Distribution	FY24 Carryover	Total Available Distribution	Distribution Requested
531013	W.P. "Bill" and Rubye Atkinson Endowed Chair (Private)	361,538.78	358,381.85	358,138.39	359,353.01	4	16,170.89	-	16,171	
531014	W.P. "Bill" and Rubye Atkinson Endowed Chair (Public)	365,869.84	362,673.05	362,416.70	363,653.20	4	16,364.39	-	16,364	
TOTAL, RSC:		2,111,489.41	2,092,994.26	2,089,912.42	2,098,132.03		94,415.94	-	94,416	0.00
NEO A&M College										
480001	Endowed Lectureship in Educational Excellence (Private)	114,111.60	108,085.94	102,744.12	108,313.89	4	4,874.12	4,529	9,403	
480002	Endowed Lectureship in Educational Excellence (Public)	274,186.92	269,415.25	256,100.21	266,567.46	4	11,995.54	6,312	18,308	
TOTAL, NEO A&M:		388,298.53	377,501.19	358,844.33	374,881.35		16,869.66	10,841	27,711	0.00
Northern Oklahoma College										
490001	Joe Lewis Lectureship in Social Science	26,957.53	26,705.75	26,695.40	26,786.23	4	1,205.38	-	1,205	
490002	Sam Leonard Lectureship in Business Administration	33,550.15	33,236.80	33,223.92	33,336.96	4	1,500.16	-	1,500	
490003	Dick Lambertz Lectureship in Business	33,550.15	33,236.80	33,223.92	33,336.96	4	1,500.16	-	1,500	
490004	Don Westfall Lectureship in Social Sciences	33,550.15	33,236.80	33,223.92	33,336.96	4	1,500.16	-	1,500	
490005	Carl and Carolyn Renfro Lectureship (Private)	97,813.99	96,900.43	96,862.85	97,192.42	4	4,373.66	-	4,374	
490006	Carl and Carolyn Renfro Lectureship (Public)	97,813.92	96,900.37	96,862.81	97,192.37	4	4,373.66	-	4,374	
490007	Ima Faythe Berglund Mathematics Chair	281,746.19	279,115.08	279,010.71	279,957.33	4	12,598.08	-	12,598	
490008	Ima Faythe Berglund Science Chair	231,908.77	229,672.74	228,895.46	230,158.99	4	10,357.15	-	10,357	
490009	Leora E. Calkins Agriculture and Life Sciences Chair	231,908.77	229,672.74	228,895.46	230,158.99	4	10,357.15	-	10,357	
490010	BF Trust Process Technology Chair	231,908.77	229,672.74	228,895.46	230,158.99	4	10,357.15	-	10,357	
490011	Ima Faythe Berglund Engineering and Physical Science Chair	231,908.77	229,672.74	228,895.46	230,158.99	4	10,357.15	-	10,357	
TOTAL, Northern:		1,532,617.19	1,518,023.00	1,514,685.39	1,521,775.19		68,479.88	-	68,480	0.00
Western Oklahoma State College										
041001	JCMH Health Care Corporation Professorship in Nursing	137,252.34	135,970.34	135,915.60	136,379.43	4	6,137.07	-	6,137	
041002	JCMH Health Care Corporation Prof. in Radiologic Technology	137,252.38	135,970.37	135,915.64	136,379.46	4	6,137.08	-	6,137	
041003	JCMH Health Care Corporation Prof. in Physical Therapy Assist	137,252.37	135,970.36	135,915.63	136,379.45	4	6,137.08	-	6,137	
041004	Jeff and Kim Wilmes Lectureship	22,859.75	22,646.23	22,637.11	22,714.36	4	1,022.15	-	1,022	
041005	Winston and Ethelda Higgs Lectureship in Business	24,893.20	24,660.69	24,650.76	24,734.88	4	1,113.07	-	1,113	
041006	Jack and Jewell Walker Lectureship in Aviation	31,188.18	30,896.87	30,884.43	30,989.83	4	1,394.54	-	1,395	
041007	Doughty Family Lectureship in Business	26,728.19	26,478.54	26,467.88	26,558.20	4	1,195.12	-	1,195	
041008	Great Plains Medical Center Lectureship in Nursing	264,630.69	262,054.64	260,126.70	262,270.68	4	11,802.18	-	11,802	
041009	Chesser Family Lectureship	29,266.22	28,992.86	28,981.20	29,080.09	4	1,308.60	-	1,309	
041010	Russell Kirchoff Lectureship in Agriculture	27,638.23	27,380.08	27,369.06	27,462.46	4	1,235.81	-	1,236	
041011	Eunice Griffin Lectureship in Business	128,176.91	126,941.05	126,511.44	127,209.80	4	5,724.44	-	5,724	
041012	The Lucille O. Brewer Lectureship in Early Childhood/Childhood Develop	23,190.88	22,967.27	22,889.55	23,015.90	4	1,035.72	-	1,036	
041013	The Carl and Mildred Shadrick Endowed Chair in Agriculture	231,908.77	229,672.74	228,895.46	230,158.99	4	10,357.15	-	10,357	
041014	The Duffy Family Lectureship in Music	23,190.88	22,967.27	22,889.55	23,015.90	4	1,035.72	-	1,036	
041015	The Masonic Fraternity of Oklahoma Lectureship in Student Support Servi	46,381.75	45,934.55	45,779.09	46,031.80	4	2,071.43	-	2,071	
041016	AgPreference Distinguished Professorship in Math	115,954.44	114,836.42	114,447.77	115,079.54	4	5,178.58	-	5,179	
041017	Larry Duffy Lectureship in Performing Arts	46,381.75	45,934.55	45,779.09	46,031.80	4	2,071.43	-	2,071	
041018	Ken and Mary Ann Fergeson Lectureship in On Line Education	34,786.32	34,450.91	34,334.32	34,523.85	4	1,553.57	-	1,554	
041019	The Randy Cumby Lectureship in Distance Learning	23,190.89	22,967.28	22,889.55	23,015.91	4	1,035.72	-	1,036	
TOTAL, WOSC:		1,512,124.16	1,497,693.00	1,493,279.81	1,501,032.33		67,546.45	-	67,546	0.00
Scholarships										
605001	Tulsa Reconciliation Scholarship (added 7/1/24)	2,410,839.00			2,410,839.00	4	108,487.76	-	108,488	
Systemwide Totals		864,519,719.76	847,774,390.42	840,811,003.52	815,802,328.62		38,325,474.88	6,843,282	45,168,757	-

Meeting of the
OKLAHOMA STATE REGENTS FOR HIGHER EDUCATION
October 23, 2025

AGENDA ITEM #18:

Investments.

SUBJECT:

Possible action on new Investment Managers.

This item will be available at the meeting.

Meeting of the
OKLAHOMA STATE REGENTS FOR HIGHER EDUCATION
October 23, 2025

AGENDA ITEM #19:

Legislative Agenda.

SUBJECT:

Possible action on proposed State Regents' 2026 Legislative Agenda.

RECOMMENDATION:

It is recommended that the State Regents approve the 2026 Legislative Agenda, as described below.

BACKGROUND:

The Legislative Agenda is developed as a guideline to frame issues of interest to the Oklahoma state system of higher education that could be addressed by the Oklahoma Legislature.

POLICY ISSUES:

This action is consistent with State Regents' policy.

ANALYSIS:

The 2026 Legislative Agenda sets forward the following list of issues of interest to the Oklahoma state system of higher education, which may be brought before the Oklahoma Legislature during the 2026 Legislative Session.

- **Advancing workforce alignment through credentials of value, outcomes, and adult learner support.** To ensure students earn credentials that lead to strong employment and economic mobility, we support establishment of a standard statewide definition for a “credential of value.” Similar to efforts underway in other states, including Texas, a standard definition would ensure that credentials are aligned with in-demand industries and recognized across education and workforce systems. We also support enhanced wage record data collection to better track post-graduation employment outcomes. Improved outcomes data will allow Oklahoma to measure the return on investment of credentials, align programs with workforce needs, and strengthen accountability for both students and taxpayers. Additionally, we propose the creation of a scholarship program designed specifically for adult learners, offering financial assistance to those looking to complete unfinished degrees, obtain certificates or micro-credentials, or pursue reskilling and upskilling opportunities.
- **Supporting campus research capacity and partnerships.** Research conducted by colleges and universities plays a vital role in driving a state's innovation, economic growth,

and public well-being. The State Regents support legislation that creates additional opportunities and provides resources to our public institutions to serve as hubs of discovery, generating new knowledge and technologies that can lead to breakthroughs in healthcare, agriculture, energy, and more. By attracting federal grants and private investments, academic research stimulates local economies and creates high-skill jobs. It also informs public policy, enhances education, and addresses region-specific challenges. Investing in a strong research ecosystem will empower Oklahoma to remain competitive, resilient, and forward-thinking.

- **Oklahoma's Promise.** The Oklahoma's Promise scholarship program has been named by the Southern Regional Education Board as a top promise scholarship program in the nation. Goals for the 2026 legislative session include increasing the annual family income limit to \$100,000, expanding access to more Oklahoma families; clarifying eligibility requirements for students in DHS and foster care and for children of certified public classroom teachers; and refining high school course requirements for students pursuing various post-secondary opportunities through the scholarship.
- **Stabilize property insurance rates.** Our colleges and universities continue to face significant operational cost increases. Rising property insurance rates have created an ongoing financial burden that impacts the current and future financial environment for every institution. Examining the property insurance process, practices and market in Oklahoma is an important step to identify long-term solutions to help mitigate this substantial expense across the state system.
- **Enhance campus safety and security.** State system institutions must be equipped with the necessary personnel and financial resources to proactively mitigate risks and ensure the safety of their campus communities. This includes addressing both physical and cybersecurity threats, challenges and incidents. Appropriate investment in security infrastructure, trained personnel and cybersecurity protocols is essential to safeguarding students, faculty, staff and institutional assets while also fostering a secure learning environment.
- **Concurrent enrollment.** The concurrent enrollment program strengthens student preparation, reduces family college costs and decreases the time required to complete a degree. Focusing on recommendations from the Concurrent Enrollment Task Force and legislative studies, the State Regents will evaluate concurrent participation options, financial models and course delivery modes to strengthen the program for Oklahoma students. In addition, establishing an age limit for student eligibility (up to age 21) is needed to align high school participation requirements and definitions.

Supplement.

Meeting of the
OKLAHOMA STATE REGENTS FOR HIGHER EDUCATION
October 23, 2025

AGENDA ITEM #20:

Fall 2025 Preliminary Enrollment Report.

SUBJECT:

Possible action to acknowledge receipt of the Fall 2025 Preliminary Enrollment Report.

RECOMMENDATION:

It is recommended that the State Regents acknowledge receipt of the Fall 2025 Preliminary Enrollment Report.

BACKGROUND:

Since 1941, the Oklahoma State Regents for Higher Education have collected preliminary enrollment data from public colleges and universities across the state. This early-semester snapshot, originally developed before implementation of the Unitized Data System in 1981, continues to provide timely insights into enrollment trends ahead of the official end-of-semester reporting. While official enrollment figures are submitted to the National Center for Educational Statistics through the Integrated Postsecondary Education Data System, the preliminary survey remains a valuable tool for early analysis and planning. In addition to data from public institutions, several private colleges and universities voluntarily submit preliminary enrollment figures. While these institutions are not part of the public State System, their data are included in the supplemental materials of this report to provide a more comprehensive view of higher education enrollment across Oklahoma.

POLICY ISSUES:

This activity is consistent with the State Regents' reporting responsibilities.

ANALYSIS:

Fall 2025 Preliminary Enrollment – Headcount (Table 1)

Preliminary headcount enrollment at Oklahoma public colleges and universities increased by 6,110 students (3.6%), from 169,004 students in Fall 2024 to 175,114 students in Fall 2025.

- Research Universities: Increased by 3,038 students (4.7%) – from 64,098 to 67,136.
- Regional Universities: Increased by 581 students (1.2%) – from 46,517 to 47,098.
- Community Colleges: Increased by 2,491 students (4.3%) – from 58,389 to 60,880.

Fall 2025 Preliminary Enrollment – Full-Time Equivalent (Table 2)

Preliminary full-time equivalent (FTE) enrollment at Oklahoma public colleges and universities increased by 5,752 students (4.5%), from 126,529 students in Fall 2024 to 132,281 students in Fall 2025.

- Research Universities: Increased by 2,944 students (5.2%) – from 56,267 to 59,211.
- Regional Universities: Increased by 791 students (2.2%) – from 35,674 to 36,465.
- Community Colleges: Increased by 2,016 students (5.8%) – from 34,589 to 36,605.

Fall 2025 Preliminary Enrollment – First-Time Entering (Table 3)

Preliminary first-time entering enrollment at Oklahoma public colleges and universities increased by 1,196 students (4.1%), rising from 29,443 students in Fall 2024 to 30,639 students in Fall 2025.

- Research Universities: Increased by 766 students (7.2%) – from 10,623 to 11,389.
- Regional Universities: Increased by 191 students (2.9%) – from 6,698 to 6,889.
- Community Colleges: Increased by 239 students (2.0%) – from 12,122 to 12,361.

Fall 2025 Preliminary Enrollment – Concurrent Enrollment and Credit Hours (Table 4)

Concurrent enrollment at Oklahoma public colleges and universities continued to grow in Fall 2025. Across the State System, concurrent student enrollment increased by 1,419 students (8.3%), rising from 17,021 students in Fall 2024 to 18,440 students in Fall 2025. The total number of credit hours attempted by concurrently enrolled students increased by 8,274 hours (8.9%), from 92,824 hours in Fall 2024 to 101,098 hours in Fall 2025.

Concurrent Enrollment

- Research Universities: Increased by 181 students (21.2%) – from 853 to 1,034.
- Regional Universities: Increased by 188 students (5.1%) – from 3,693 to 3,881.
- Community Colleges: Increased by 1,050 students (8.4%) – from 12,475 to 13,525.

Concurrent Credit Hours

- Research Universities: Increased by 774 hours (18.0%) – from 4,304 to 5,078.
- Regional Universities: Increased by 1,363 hours (7.6%) – from 18,004 to 19,367.
- Community Colleges: Increased by 6,137 hours (8.7%) – from 70,516 to 76,653.

Fall Preliminary Enrollment – Average Concurrent Hours (Table 5)

The average number of credit hours attempted per concurrently enrolled student increased by 0.03 hours (0.6%), from 5.45 hours in Fall 2024 to 5.48 hours in Fall 2025.

Table 1. Fall 2025 Preliminary Enrollment – Headcount

Institution	Code	FA24	FA25	1 Year Change	
				(N)	(%)
Oklahoma State University (OSU)	111	26,816	27,414	598	2.2%
OSU Center for Health Sciences	161	2,301	2,731	430	18.7%
OSU School of Veterinary Medicine	163	425	425	0	0.0%
University of Oklahoma (OU)	110	30,071	31,863	1,792	6.0%
OU Health Campus	160	3,683	3,904	221	6.0%
OU Law Center	162	802	799	-3	-0.4%
Research Total		64,098	67,136	3,038	4.7%
Cameron University	130	3,677	3,644	-33	-0.9%
East Central University	121	3,299	3,606	307	9.3%
Langston University	131	1,937	1,958	21	1.1%
Northeastern State University	122	6,642	6,741	99	1.5%
Northwestern Oklahoma State University	123	2,081	2,152	71	3.4%
Oklahoma Panhandle State University	133	1,006	1,055	49	4.9%
Rogers State University	145	3,281	3,410	129	3.9%
Southeastern Oklahoma State University	124	5,851	5,882	31	0.5%
Southwestern Oklahoma State University	125	5,163	5,194	31	0.6%
University of Central Oklahoma	120	12,554	12,382	-172	-1.4%
University of Science and Arts of Oklahoma	132	1,026	1,074	48	4.7%
Regional Total		46,517	47,098	581	1.2%
Carl Albert State College	242	1,880	2,055	175	9.3%
Connors State College	140	2,133	2,030	-103	-4.8%
Eastern Oklahoma State College	141	1,287	1,211	-76	-5.9%
Murray State College	142	2,898	3,111	213	7.3%
Northeastern Oklahoma A&M College	143	1,939	1,969	30	1.5%
Northern Oklahoma College	144	3,120	3,153	33	1.1%
Oklahoma City Community College	246	11,476	12,204	728	6.3%
OSU Institute of Technology – Okmulgee	151	2,391	2,624	233	9.7%
OSU – Oklahoma City	150	3,964	4,437	473	11.9%
Redlands Community College	241	2,166	2,392	226	10.4%
Rose State College	245	7,000	6,253	-747	-10.7%
Seminole State College	244	1,472	1,534	62	4.2%
Tulsa Community College	146	15,521	16,668	1,147	7.4%
Western Oklahoma State College	240	1,142	1,239	97	8.5%
Community Total		58,389	60,880	2,491	4.3%
Public Total		169,004	175,114	6,110	3.6%
Mid-America Christian University	337	2,374	2,509	135	5.7%
Oklahoma Baptist University	330	1,569	1,675	106	6.8%
Oklahoma Christian University	331	2,713	2,823	110	4.1%
Oklahoma City University	321	2,966	2,918	-48	-1.6%
Oral Roberts University	332	5,936	6,213	277	4.7%
Randall University	342	296	294	-2	-0.7%
Southwestern Christian University	343	396	446	50	12.6%
University of Tulsa	310	3,726	4,149	423	11.4%
Private Total		19,976	21,027	1,051	5.3%
Grand Total		188,980	196,141	7,161	3.8%

Table 2. Fall 2025 Preliminary Enrollment – Full-Time Equivalent

Institution	Code	FA24	FA25	1 Year Change	
				(N)	(%)
Oklahoma State University (OSU)	111	22,776	23,372	595	2.6%
OSU Center for Health Sciences	161	2,546	2,807	261	10.2%
OSU School of Veterinary Medicine	163	673	658	-15	-2.2%
University of Oklahoma (OU)	110	25,342	27,294	1,952	7.7%
OU Health Campus	160	4,121	4,251	130	3.2%
OU Law Center	162	809	830	21	2.6%
Research Total		56,267	59,211	2,944	5.2%
Cameron University	130	2,508	2,522	14	0.6%
East Central University	121	2,686	2,980	295	11.0%
Langston University	131	1,916	1,985	69	3.6%
Northeastern State University	122	5,069	5,173	104	2.1%
Northwestern Oklahoma State University	123	1,603	1,644	41	2.5%
Oklahoma Panhandle State University	133	837	813	-24	-2.9%
Rogers State University	145	2,535	2,619	84	3.3%
Southeastern Oklahoma State University	124	4,022	4,107	85	2.1%
Southwestern Oklahoma State University	125	3,916	4,022	105	2.7%
University of Central Oklahoma	120	9,672	9,646	-26	-0.3%
University of Science and Arts of Oklahoma	132	909	955	46	5.0%
Regional Total		35,674	36,465	791	2.2%
Carl Albert State College	242	1,283	1,357	75	5.8%
Connors State College	140	1,507	1,453	-54	-3.6%
Eastern Oklahoma State College	141	870	899	29	3.4%
Murray State College	142	1,806	1,929	123	6.8%
Northeastern Oklahoma A&M College	143	1,514	1,442	-72	-4.7%
Northern Oklahoma College	144	1,899	1,903	4	0.2%
Oklahoma City Community College	246	6,220	6,773	553	8.9%
OSU Institute of Technology – Okmulgee	151	1,732	1,926	195	11.2%
OSU – Oklahoma City	150	2,222	2,497	274	12.3%
Redlands Community College	241	1,090	1,171	81	7.5%
Rose State College	245	3,667	3,794	127	3.5%
Seminole State College	244	990	1,020	30	3.0%
Tulsa Community College	146	9,075	9,662	587	6.5%
Western Oklahoma State College	240	716	779	63	8.8%
Community Total		34,589	36,605	2,016	5.8%
Public Total		126,529	132,281	5,752	4.5%
Mid-America Christian University	337	1,732	2,260	528	30.5%
Oklahoma Baptist University	330	1,362	1,528	166	12.2%
Oklahoma Christian University	331	2,252	2,214	-38	-1.7%
Oklahoma City University	321	2,837	2,822	-15	-0.5%
Oral Roberts University	332	3,923	3,906	-16	-0.4%
Randall University	342	260	266	6	2.4%
Southwestern Christian University	343	360	382	22	6.1%
University of Tulsa	310	3,566	3,944	378	10.6%
Private Total		16,292	17,323	1,031	6.3%
Grand Total		142,821	149,604	6,783	4.7%

Table 3. Fall 2025 Preliminary Enrollment – First-Time Entering

Institution	Code	FA24	FA25	1 Year Change	
				(N)	(%)
Oklahoma State University (OSU)	111	5,030	5,160	130	2.6%
University of Oklahoma (OU)	110	5,593	6,229	636	11.4%
Research Total		10,623	11,389	766	7.2%
Cameron University	130	515	475	-40	-7.8%
East Central University	121	460	552	92	20.0%
Langston University	131	559	583	24	4.3%
Northeastern State University	122	664	599	-65	-9.8%
Northwestern Oklahoma State University	123	348	346	-2	-0.6%
Oklahoma Panhandle State University	133	195	207	12	6.2%
Rogers State University	145	478	529	51	10.7%
Southeastern Oklahoma State University	124	540	557	17	3.1%
Southwestern Oklahoma State University	125	735	803	68	9.3%
University of Central Oklahoma	120	1,972	1,956	-16	-0.8%
University of Science and Arts of Oklahoma	132	232	282	50	21.6%
Regional Total		6,698	6,889	191	2.9%
Carl Albert State College	242	682	679	-3	-0.4%
Connors State College	140	513	579	66	12.9%
Eastern Oklahoma State College	141	288	343	55	19.1%
Murray State College	142	434	587	153	35.3%
Northeastern Oklahoma A&M College	143	692	690	-2	-0.3%
Northern Oklahoma College	144	708	634	-74	-10.5%
Oklahoma City Community College	246	1,821	1,871	50	2.7%
OSU Institute of Technology – Okmulgee	151	600	743	143	23.8%
OSU – Oklahoma City	150	760	708	-52	-6.8%
Redlands Community College	241	332	209	-123	-37.0%
Rose State College	245	1,400	1,336	-64	-4.6%
Seminole State College	244	289	314	25	8.7%
Tulsa Community College	146	3,358	3,441	83	2.5%
Western Oklahoma State College	240	245	227	-18	-7.3%
Community Total		12,122	12,361	239	2.0%
Public Total		29,443	30,639	1,196	4.1%
Mid-America Christian University	337	217	206	-11	-5.1%
Oklahoma Baptist University	330	373	449	76	20.4%
Oklahoma Christian University	331	422	422	0	0.0%
Oklahoma City University	321	335	279	-56	-16.7%
Oral Roberts University	332	924	1,003	79	8.5%
Randall University	342	66	53	-13	-19.7%
Southwestern Christian University	343	115	151	36	31.3%
University of Tulsa	310	735	649	-86	-11.7%
Private Total		3,187	3,212	25	0.8%
Grand Total		32,630	33,851	1,221	3.7%

Table 4. Fall 2025 Preliminary Enrollment – Concurrent Enrollment and Credit Hours

Institution	Code	Enrollment		1 Year Change		Credit Hours		1 Year Change	
		FA24	FA25	(N)	(%)	FA24	FA25	(N)	(%)
Oklahoma State University (OSU)	111	483	610	127	26.3%	2,492	3,002	510	20.5%
University of Oklahoma (OU)	110	370	424	54	14.6%	1,812	2,076	264	14.6%
Research Total		853	1,034	181	21.2%	4,304	5,078	774	18.0%
Cameron University	130	791	809	18	2.3%	3,982	4,195	213	5.3%
East Central University	121	108	82	-26	-24.1%	614	442	-172	-28.0%
Langston University	131	2	2	0	0.0%	6	9	3	50.0%
Northeastern State University	122	235	247	12	5.1%	1,200	1,207	7	0.6%
Northwestern Oklahoma State University	123	290	371	81	27.9%	1,431	1,758	327	22.9%
Oklahoma Panhandle State University	133	83	123	40	48.2%	390	605	215	55.1%
Rogers State University	145	496	584	88	17.7%	2,345	2,828	483	20.6%
Southeastern Oklahoma State University	124	176	203	27	15.3%	976	1,078	102	10.5%
Southwestern Oklahoma State University	125	830	846	16	1.9%	4,045	4,281	236	5.8%
University of Central Oklahoma	120	609	552	-57	-9.4%	2,775	2,747	-28	-1.0%
University of Science and Arts of Oklahoma	132	73	62	-11	-15.1%	240	217	-23	-9.6%
Regional Total		3,693	3,881	188	5.1%	18,004	19,367	1,363	7.6%
Carl Albert State College	242	546	652	106	19.4%	2,994	3,590	596	19.9%
Connors State College	140	539	545	6	1.1%	3,743	3,653	-90	-2.4%
Eastern Oklahoma State College	141	298	229	-69	-23.2%	1,453	1,200	-253	-17.4%
Murray State College	142	951	1,091	140	14.7%	4,886	5,373	487	10.0%
Northeastern Oklahoma A&M College	143	238	260	22	9.2%	1,270	1,363	93	7.3%
Northern Oklahoma College	144	567	583	16	2.8%	2,985	3,159	174	5.8%
Oklahoma City Community College	246	2,312	2,134	-178	-7.7%	13,799	13,051	-748	-5.4%
OSU Institute of Technology – Okmulgee	151	376	389	13	3.5%	2,117	2,163	46	2.2%
OSU – Oklahoma City	150	406	574	168	41.4%	2,082	2,978	896	43.0%
Redlands Community College	241	1,206	1,423	217	18.0%	5,723	6,762	1,039	18.2%
Rose State College	245	1,104	1,141	37	3.4%	5,504	5,657	153	2.8%
Seminole State College	244	374	415	41	11.0%	2,050	2,169	119	5.8%
Tulsa Community College	146	3,189	3,717	528	16.6%	19,482	23,417	3,935	20.2%
Western Oklahoma State College	240	369	372	3	0.8%	2,428	2,118	-310	-12.8%
Community Total		12,475	13,525	1,050	8.4%	70,516	76,653	6,137	8.7%
Public Total		17,021	18,440	1,419	8.3%	92,824	101,098	8,274	8.9%

Table 5. Fall 2025 Preliminary Enrollment – Average Concurrent Hours

FA24	FA25
5.45	5.48

Meeting of the
OKLAHOMA STATE REGENTS FOR HIGHER EDUCATION
October 23, 2025

AGENDA ITEM #21:

Employment Outcomes Report.

SUBJECT:

Possible action to acknowledge receipt of the 2024 Employment Outcomes Report.

RECOMMENDATION:

It is recommended that the State Regents acknowledge receipt of the 2024 Employment Outcomes Report.

BACKGROUND:

The State Regents prioritize public accountability for the financial investments Oklahoma taxpayers make in the state system of higher education. The State Regents' annual Employment Outcomes Report is designed to study the value of public higher education to the state of Oklahoma by addressing the following questions:

- What percentage of Oklahoma residents and non-residents who graduate from state system colleges and universities remain in Oklahoma?
- How does level of education impact salary?
- What percentage of Oklahoma state-system graduates in academic programs aligned with critical occupations remain in Oklahoma?

POLICY ISSUES:

None.

ANALYSIS:

The 2024 Employment Outcomes report analyzes employment data for graduates of Oklahoma public colleges and universities one and five years after graduation, 2022-2023 and 2018-2019. Oklahoma state system degree recipients are identified using the State Regents' Unitized Data System (UDS). The last degree earned is selected for students who earn multiple degrees, which is most commonly the highest degree earned. Through a data exchange with the Oklahoma Employment Security Commission (OESC) and the Oklahoma Tax Commission (OTC), graduate records are matched and employment data is returned to the State Regents.

The report covers employment rates by degree level and field of study, median annual earnings one and five years after graduation, employment rates by degree level within critical occupations (STEM, engineering, nursing, and teaching) and employment outcomes of Oklahoma's Promise graduates. The 2024 study supports national data that link salary to educational attainment. Oklahoma data for graduates of the state's public colleges and universities confirm that the higher the degree a student earns, the higher

the salary they are likely to earn. Furthermore, the majority of Oklahoma’s state system graduates, remain in the state contributing to the state’s workforce and economic growth, even five years after graduation. Key takeaways from the report are listed below.

Employment Rates of State System Undergraduates

	1 Year Post-Graduation			5 Years Post-Graduation		
	Resident	Non-Resident	Total	Resident	Non-Resident	Total
All Fields	91.5%	51.0%	83.2%	83.5%	37.7%	73.7%
STEM Only	88.5%	54.9%	79.7%	78.1%	39.0%	66.7%
Critical Occupations	91.6%	50.0%	83.4%	83.9%	38.3%	74.5%

- In total, more than 78% of Oklahoma state-system graduates — across all degree levels and including both residents and non-residents — are working in the state one year after graduation, and 71% remain in the state five years after graduation.
- Nearly 88% of teacher education graduates are employed in the state within one year after graduation.
- Over 94% of nursing graduates are working in Oklahoma within a year, and more than 86% continue working in the state after five years.
- More than 92% of Oklahoma’s Promise graduates earning an associate or bachelor’s degree are employed in the state one year after graduation, and over 84% are still employed five years later.

Supplement.

STATE REGENTS FOR HIGHER EDUCATION

October 23, 2025

AGENDA ITEM #22-a:

Consent Docket.

SUBJECT:

High School Course for College Admission. Course for College Admission. Possible action to ratify request to approve a high school course for college admission.

RECOMMENDATION:

It is recommended that the State Regents ratify a request to approve a high school course for college admission.

BACKGROUND:

Since Fall 2010, the State Regents' high school curricular requirements for college admission have included four units of English, three units of mathematics, three units of laboratory science, three units in history and citizenship skills, and two units from the aforementioned subjects or selected from computer science, foreign language, or any Advanced Placement course except applied courses in fine arts.

The State Regents have a statutorily mandated function regarding high school courses that satisfy college admission curricular requirements. 70 O.S. § 11-103.6 outlines the curricular units or sets of competencies that are required to graduate from an Oklahoma public high school. By virtue of this statute, high school courses that satisfy college admission requirements, which are subject to State Regents' approval, also satisfy high school college preparatory/work ready curriculum graduation requirements. On March 3, 2016, the State Regents revised the Institutional Admission and Retention policy to align with 70 O.S. § 11-103.6 by designating the State Regents as the responsible entity for approving courses for college admission.

Based on the extended time periods between State Regents' meetings during certain points of the year, relying on the State Regents to approve high school courses for college admission could significantly delay the timeframe in which courses are approved. As such, to make the approval process more efficient, on March 3, 2016, the State Regents delegated authority to the Chancellor to approve high school courses for college admission, pending State Regents' ratification.

POLICY ISSUES:

The provision regarding the State Regents' role in approving high school courses for college admission, which is detailed in policy section 3.9.2 of the Oklahoma State Regents for Higher Education's Institutional Admission and Retention policy, reads as follows:

“70 O.S. § 11-103.6 outlines the curricular units or sets of competencies that are required to graduate from an Oklahoma public high school. High school courses that satisfy college admission requirements, which are subject to State Regents' approval, also satisfy specific college preparatory/work ready curricular high school graduation requirements. Therefore, if a high school or the Oklahoma Department of Career and Technology Education wishes to determine if a course will satisfy a college admission curricular

requirement that fits within one of the legislatively defined college preparatory/work ready curricular subject areas, but is not explicitly detailed therein, State Regents' approval shall be required."

ANALYSIS:

Prior to October 23, 2025, State Regents' staff received a request from Pryor High School to approve Math Modeling I for college admission under the mathematics subject area.

Through the Council on Instruction, State Regents' staff recruited qualified college faculty to conduct a review of the course. After a comprehensive review of the course objectives and learning outcomes, the reviewers determined that this course meets the requirement for college admission. Therefore, the course was approved for college admission by the Chancellor. State Regents' ratification is requested.

Meeting of the
OKLAHOMA STATE REGENTS FOR HIGHER EDUCATION
October 23, 2025

AGENDA ITEM #22-b:

Consent Docket.

SUBJECT:

State Authorization Reciprocity Agreement. Possible action to ratify institutional requests for annual renewal of participation in the State Authorization Reciprocity Agreement.

RECOMMENDATION:

It is recommended that the State Regents ratify institutional requests for annual renewal of participation in the State Authorization Reciprocity Agreement.

BACKGROUND:

In 2010, the US Department of Education published new regulations that require postsecondary institutions to obtain authorization from each state in which they operate for their students in those states to be eligible for federal financial aid, including instruction by distance education. As a result of this, states instituted laws, regulations and procedures of varying rigor and complexity through which out-of-state institutions could obtain authorization to operate within their boundaries, creating often significant barriers for institutions to offer distance education to out-of-state students.

In response, the four regional education compacts – the Southern Regional Education Board (SREB), the Midwestern Higher Education Compact (MHEC), the New England Board of Higher Education (NEBHE), and the Western Interstate Commission for Higher Education (WICHE) – worked together to forge their existing individual regional reciprocity agreements into a single agreement that could cover all states in all the compacts. This process culminated in the establishment of the State Authorization Reciprocity Agreement in 2015.

The State Authorization Reciprocity Agreement (SARA) is an agreement among the regional compacts and their member states through which participating institutions may offer distance education to students located in other member states without having to obtain separate, individual authorization from each state in which a student is located. Only institutions located in member states can participate. Currently, 49 states (California is the only non-member state), the District of Columbia, and the US territories of Puerto Rico and the US Virgin Islands are members. States are approved for membership through their respective regional compacts and must renew their approval every two years. Only public, private non-profit, and private for-profit degree-granting institutions may participate in SARA.

The State Regents approved Oklahoma's first application to join SARA at their May 29, 2015 meeting. The Southern Regional Education Board's S-SARA Regional Steering Committee approved Oklahoma as a SARA state on June 29, 2015, and most recently renewed that approval on June 10, 2025.

Among its other activities, the National Council for State Authorization Reciprocity Agreements (NC-SARA) requires extensive student data reporting from participating institutions which is posted on the NC-

SARA website. According to this source, in Fall 2024 (most recent data available), Oklahoma public and private institutions enrolled a total of 9,507 (up by 536 from 8,971 the previous year) out-of-state students in distance education programs, more than 4.5 times the total of 1,991 reported in 2015. Additionally, NC-SARA provides extensive, invaluable support and professional development to member states and institutions in understanding and implementing ongoing changes to federal regulations governing the offering of distance education across state lines.

As the state portal entity, the State Regents are responsible for the initial approval and ongoing oversight of SARA activities which are conducted by Oklahoma public and private institutions. Because of the occasional extended time periods between State Regents' meetings, relying on State Regents' approval to permit eligible institutions to participate in SARA would delay the timeframe in which institutional participation in SARA is approved or renewed. Therefore, on September 3, 2015, the State Regents approved a revision to the Administrative Operations policy that delegates authority to the Chancellor to approve eligible institutions to participate in SARA, pending State Regents' ratification.

POLICY ISSUES:

These actions are consistent with the State Regents' Distance Education and Traditional Off-Campus Courses and Programs policy.

ANALYSIS:

Prior to October 23, 2025, State Regents' staff received a SARA renewal application from the institutions listed below:

- Cameron University,
- East Central University,
- Northwestern Oklahoma State University,
- Rogers State University,
- Southwestern Oklahoma State University,
- Oklahoma Panhandle State University,
- Eastern Oklahoma State College,
- Oklahoma State University Institute of Technology,
- Redlands Community College,
- Mid-America Christian University,
- Phillips Theological Seminary,
- Oral Roberts University, and
- Heavy Equipment College.

As a result of meeting the SARA eligibility requirements, these institutions were approved for annual renewal of their participation in SARA. State Regents' ratification is requested.

Meeting of the
OKLAHOMA STATE REGENTS FOR HIGHER EDUCATION
October 23, 2025

AGENDA ITEM #22-c:

Consent Docket.

SUBJECT:

Contracts and Purchases. Possible action to ratify purchases exceeding \$25,000 but less than \$100,000.

RECOMMENDATION:

It is recommended that the State Regents ratify purchases exceeding \$25,000 but less than \$100,000 between July 24, 2025 and September 23, 2025.

BACKGROUND:

Agency purchases are presented for State Regents' action. They relate to previous board action and the approved agency budgets.

POLICY ISSUES:

The recommended action is consistent with the State Regents' purchasing policy which provides for the Budget Committee's review of purchases exceeding \$25,000.

ANALYSIS:

For the time period between July 24, 2025 and September 23, 2025, there were 17 purchases exceeding \$25,000 but less than \$100,000.

Core

- 1) PixelMongers LLC in the amount of \$37,863.00 for the accessibility compliance audit and remediation of the following websites: Reach Higher, Show What You Know, Online Consortium of Oklahoma, UpskillOK and okhighered.org to meet mandated government accessibility guidelines. (Funded from 210-Core).
- 2) Addison Group in the amount of \$85,000.00 for Assistant Controller Level II (Consultant) to provide temporary/contract services work during a departmental transition period. (Funded from 210-Core).
- 3) Dell Marketing LP in the amount of \$31,900.00 for Dell Pro 16 Plus laptops for staff. (Funded from 210-Core).
- 4) State Higher Education Executive Officers Association (SHEEO) in the amount of \$30,690.00 for SHEEO Annual dues for the period of October 1, 2025 to September 30, 2026. Membership dues

also include registration and travel expenses for one attendee to the SHEEO Annual Meeting in Washington, DC on July 13-16, 2026. (Funded from 210-Core).

- 5) New World in the amount of \$37,700.00 for the build, support and maintenance of the Scholars for Excellence in Child Care database. These enhancements are necessary to increase the efficiency and organization of the scholar information and to better monitor the scholar progress. (Funded from 210-Core)

OneNet

- 6) Presidio Holdings in the amount of \$77,158.62 to refresh end-of-life network switches providing access to users of the OSRHE enterprise network. Costs recovered through OneNet subscriber fees. (Funded 718-OneNet).
- 7) Furniture Marketing Group Inc. in the amount of \$25,024.06 to reconfigure the Network Operations Center. (Funded from 718-OneNet).
- 8) University Corp of Advanced Internet Development dba Internet2 in the amount of \$27,140.00 to provide a redundant path for OneNet and ARE-ON to access the Research and Education Network (Internet2). Internet peering and participation in the MUS-IX (Midsouth US Internet Exchange) collaboration at the Dallas Hub site. This will replace the 100G wavelength services we are currently purchasing from Internet2. Costs recovered through OneNet subscriber fees. (Funded from 718-OneNet).
- 9) Telco Supply Company in the amount of \$40,178.33 for relocation of fiber optic cable between UCO and Langston University at I-35 and Waterloo Road. Costs recovered through OneNet subscriber fees. (Funded from 718-OneNet).
- 10) Telco Supply Company in the amount of \$25,114.33 for relocation of fiber optic cable for ODOT road move at I-35 and Industrial Road. Costs recovered through OneNet subscriber fees. (Funded from 718-OneNet).
- 11) Carahsoft Technology Corporation in the amount of \$31,930.88 for VMware licenses for the firewall servers. Licenses are required to run VM's on the servers supporting the growing hosted firewall service. Costs recovered through OneNet subscriber fees. (Funded from 718-OneNet).
- 12) Dell Marketing LP in the amount of \$60,919.25 for Dell switches for UCO and Langston, required to upgrade the OFFN connections to 100G. Costs recovered through the OFFN9 grant. (Funded from 718-OneNet).
- 13) Netfabric IT Solutions in the amount of \$58,810.93 for shelf stock of common optical transceiver required for the operation of the OneNet network. These items will be used both internal core links between OneNet points of presence, connections to subscribers, as well as other networks. Costs recovered through OneNet subscriber fees. (Funded from 718-OneNet).
- 14) Presidio Holdings in the amount of \$67,245.32 for hardware that is required for connecting hub appliances and other 1 Gb Ethernet devices at remote OneNet hub sites for monitoring and management purpose. Costs recovered through OneNet subscriber fees. (Funded from 718-OneNet).

OCAN

- 15) Telco Supply in the amount of \$72,071.17 for the Texoma Lake, Roosevelt Bridge SM Fiber Cable repair to the OCAN fiber damaged by the storm at US70 Texoma Bridge. Costs recovered through OCAN subscriber fees. (Funded from 720-OCAN).
- 16) Carasoft Technology Corporation in the amount of \$99,999.41 to replace end of life router are various OCAN CAI subscriber sites. These routers provide 1G/10G services to local school districts, libraries and hospitals along the OCAN fiber routes. Cost recovered through OCAN subscriber fees. (Funded from 720-OCAN).
- 17) Telephone Switching International Incorporated in the amount of \$28,325.00 replacement of battery stack and installation. To provide and install at Webbers Falls, Oklahoma hut battery and disposal of existing battery. Coats recovered through OCAN subscriber fees. (Funded from 720-OCAN).

Meeting of the
OKLAHOMA STATE REGENTS FOR HIGHER EDUCATION
October 23, 2025

AGENDA ITEM #22-d:

Consent Docket.

SUBJECT:

Personnel. Possible action to ratify personnel appointments.

RECOMMENDATION:

It is recommended that the State Regents ratify personnel actions, as described below.

BACKGROUND:

State Regents' personnel policy (2.8.2) requires Regents' approval or ratification of decisions relating to director-level and above personnel.

ANALYSIS OF DIRECTOR-LEVEL-AND-ABOVE ACTIONS:

It is recommended that the State Regents' ratify the following personnel actions regarding State Regents Staff:

Kanika Brown. It is recommended that the State Regents ratify the appointment of Kanika Brown as Director of Scholarship and Grant Administration, effective September 8, 2025. The Director of Scholarship and Grant Administration oversees the daily operations and compliance of state-funded financial aid programs such as Oklahoma's Promise, ensuring alignment with state and federal regulations. The position provides leadership in policy development, program evaluation, technology integration, and stakeholder coordination to support effective scholarship and grant administration across Oklahoma's higher education system. Ms. Brown brings nearly a decade of experience in higher education administration, student services, and scholarship management, most recently serving as Director of Career Services at Oklahoma City University. She holds a bachelor's degree in Family Studies and Gerontology from Southern Nazarene University and a master's degree in Nonprofit Leadership from Oklahoma City University. A copy of the job description and Ms. Brown's résumé are attached.

Linette McMurtrey. It is recommended that the State Regents ratify the appointment of Linette McMurtrey as Director for State Grants and Scholarships, effective October 1, 2025. The Director for State Grants and Scholarships oversees the day-to-day administration of major state financial aid programs, including the Oklahoma Tuition Aid Grant (OTAG), Oklahoma Tuition Equalization Grant (OTEG), Tulsa Reconciliation and Education Scholarship Program, and the Oklahoma National Guard Educational Assistance Program. The position provides leadership in program compliance, policy development, fiscal oversight, and coordination with campus financial aid administrators to ensure effective statewide implementation of student financial aid programs. Ms. McMurtrey brings more than 20 years of experience in higher education, including 12 years with the Oklahoma State Regents for Higher Education, where she has served as Scholarship Programs Coordinator. She holds a bachelor's degree in Christian Education from

Southern Nazarene University and a master's degree in Human Relations from the University of Oklahoma. A copy of the job description and Ms. McMurtrey's résumé are attached..

Brandt Sterling. It is recommended that the State Regents ratify the appointment of Brandt Sterling as Deputy General Counsel, effective October 22, 2025. The Deputy General Counsel assists the General Counsel in providing legal advice and representation to the State Regents and the Chancellor, and offers counsel to all agency divisions on matters involving contracts, administrative rules, compliance, privacy, and information technology. The position also supports the legal needs of OneNet and the Oklahoma College Assistance Program, and serves as Title VI Coordinator for the state system of higher education. Mr. Sterling brings more than six years of experience practicing law in state and local government, including roles with the Oklahoma Department of Environmental Quality, Oklahoma City-County Health Department, and Oklahoma Department of Human Services. He holds a Juris Doctor and a Master of Liberal Arts in Leadership from Oklahoma City University. A copy of the job description and Mr. Sterling's résumé are attached.

OKLAHOMA STATE REGENTS FOR HIGHER EDUCATION

Improving our future by degrees



JOB DESCRIPTION

Director of Scholarship and Grant Administration

FLSA: Exempt

Position #100081

Cost Center: SCHADM 13620

Worker's Comp Code: 8810

ESSENTIAL FUNCTION

The Director of Scholarship and Grant Administration manages the day-to-day administration of scholarship and grant programs including Oklahoma's Promise (Oklahoma Higher Learning Access Program)) and other financial aid programs. This position contributes to policy development and procedural updates as the programs evolve to meet new needs and challenges. Respond to increasing responsibilities as programs expand and require additional oversight.

RESPONSIBILITIES AND DUTIES

- Lead the administration of Oklahoma's Promise, Oklahoma Access and Achievement, Heroes Promise, and other state-funded financial aid programs, ensuring compliance with applicable laws and regulations. Recommend adjustments to program structure and processes in response to legislative changes.
- Exercise discretion and judgment in overseeing daily activities related to processing applications, maintaining databases, and verifying award claims.
- Assist in evaluating the impact of legislative changes on the scholarship programs, and recommend changes to program policies, procedures, and systems to maintain compliance and maximize program effectiveness.
- Assess and recommend updates to procedures in response to legislative changes or operational needs, ensuring continuous compliance and program improvement. Assist in making strategic decisions on how to adapt the programs in response to these changes.
- Contribute to the development, maintenance, and revision of State Regents' policies related to assigned scholarship and grant programs, ensuring that they align with state and federal requirements.
- Provide leadership in performance management, including recommending hiring, firing, promotions, and mentorship to enhance team performance and align with

program goals. Supervise full-time and temporary staff, including additional support during peak evaluation periods.

- Serve as the primary liaison for external stakeholders, including GEAR UP and OCAP Outreach Program staff, high school counselors, and college financial aid officers, ensuring effective communication and collaboration.
- Represent the agency at meetings and events, advocating for the program and providing insight on scholarship and grant administration. Present on Oklahoma's Promise scholarship program to audiences at local, state, and national events.
- Responsible for coordinating with Communications staff in producing and updating program materials, including applications and fliers for students and parents, the website, materials for high school counselors and financial aid officers, etc. Coordinate with Communications staff, Scholarship staff and outside entities for public marketing activities including television, radio and other mass media outlets.
- Collaborate with IT Development team to design, enhance, and implement program database systems that support scholarship and grant administration. Oversee the maintenance of student records and ensure database integrity in compliance with state and federal regulations.
- Manage the integration of new technology for application processing, transcript verification, and other administrative functions.
- Direct the review and evaluation of student transcripts to determine if program curriculum requirements have been met. Hire and supervise temporary staff to assist with this process during peak evaluation periods.
- Oversee the verification of claims and payment processing of assigned scholarship and grant program awards to the institutions.
- Prepare and maintain detailed program reports on key program outcomes including costs, fund distribution, and student success metrics.
- Exercise discretion and tact to make effective and efficient management decisions for the department in the Assistant Vice Chancellor and Associate Vice Chancellor for Scholarships and Grants' absence.
- Serve as the Secondary Destination Point Administrator for FAFSA data, assisting in oversight of data integrity, program compliance, and ensuring timely and accurate reporting of FAFSA-related information. Hold ultimate responsibility for the management and processing of ISIR (Institutional Student Information Record) data, ensuring compliance with state and federal regulations.
- Represent Assistant Vice Chancellor and/or Associate Vice Chancellor for Scholarships and Grants at meetings when needed.
- Other similar duties as assigned.

MINIMUM QUALIFICATIONS

Bachelor's degree required; a minimum of five years of experience in financial aid, scholarship and grant administration, or a closely related field within a higher education, federal or state agency setting, or a combination of education and experience substituting one year of work experience for one year of the required education. An understanding of federal and state financial aid regulations, including Title IV and state-specific programs such as Oklahoma's Promise. Excellent writing, communication, and organizational skills. Proficiency in financial aid management systems and Microsoft Office Suite. Strong analytical, organizational, and problem-solving skills are necessary, along with excellent verbal and written communication abilities.

PREFERRED QUALIFICATIONS

Master's degree, supervisory experience, and ten years of financial aid experience preferred.

PHYSICAL REQUIREMENTS

Ability to sit and stand for extended periods of time. Exhibit manual dexterity and hand-eye coordination to operate a computer, keyboard, photocopier, telephone, calculator and other office equipment. Ability to see and read a computer screen and printed material with or without vision aids. Ability to hear and understand speech at normal levels, with or without aids. Ability to communicate clearly. Physical ability to lift up to 25 pounds, to bend, stoop, climb stairs, walk and reach. Must use the proper manual handling equipment including but not limited to dollies, carts and lift team members. Duties are normally performed in an office environment with a moderate noise level.

SUPERVISION

The employee performs work under the supervision of the Assistant Vice Chancellor for Scholarship and Grant Administration.

Kanika Brown

PROFESSIONAL EXPERIENCE

Director of Career Services, Oklahoma City University, OKC, OK

Aug 2019-Present

Assistant Director of Career Services

Sept 2018- Aug 2019

Career Services Coordinator

April 2016- Sept 2018

- Supervise and lead a team of two employees and various number of student employees
- Manage and administer the department's overall budget, ensure the responsible planning and expenditure of fiscal resources in a manner consistent with all University policies
- Oversee the Student Professional on-campus internship program with up to 36 mentor/mentee matches
- Co-manage Alumni Mentor Program (AMP), which matches students with alumni mentors who assist students with career development, guidance, and support through meetings 4 times per year
- Member of the Clara Luper and American Indian scholarship committee, where we review materials, interview, and make final selections of high-school students to receive a substantial scholarship to attend OCU
- Utilize Handshake, OCU's career management software, to post career opportunities, events, send out the First Destination Survey, and schedule student appointments
- Provide direct services to current students and alumni on professional development, including resume and cover letter building, mock interview prep, career advisement, career assessments, and host career readiness workshops to over 24 classes each year
- Cultivate professional relationships with faculty and staff to build collaboration
- Plan and execute internship and career fairs for the fall and spring semesters and assist in planning, coordinating, and hosting additional campus events
- Host monthly "Career Couch Conversations" via Instagram Live about all things professional development
- Implemented "Employer Speed Networking" event and "Student Entrepreneur Expo" in spring 2023

Assistant Director of Quality, OCOM Hospital, OKC, OK

September 2013-April 2016

- Organized and maintained file system, specifically Infection Control, Performance Improvement, Safety, and staff education files
- Conducted onboarding orientation consisting of 4-15 new hires monthly
- Coordinated and organized events, including annual Employee Appreciation Night and Family Fun Day
- Assisted human resources with recruitment, peer counseling, and exit/stay interviews

TEACHING EXPERIENCE

Curriculum Content Creation Team Member: First Year Experience Course, Oklahoma City University

Instructor: First Year Experience Course, Oklahoma City University

EDUCATION

Oklahoma City University, Oklahoma City, Oklahoma

Master of Arts in Nonprofit Leadership, July 2021

Southern Nazarene University, Bethany, Oklahoma

Bachelor of Science in Family Studies and Gerontology, August 2011

CERTIFICATIONS

National Council for Mental Wellbeing: Adult Mental Health First Aid, May 2025

GS Consultants: Strong Interest Inventory® Certified Practitioner, June 2018

PROFESSIONAL MEMBERSHIPS

- **Harding Fine Arts Academy**- Board Member -Facilities and Futures Committee Chair
- **Oklahoma Children's Theater**- Board Member -Vice President and Governance Committee Chair
- **Southern Association of Colleges and Employers** Member

OKLAHOMA STATE REGENTS FOR HIGHER EDUCATION

Improving our future by degrees



JOB DESCRIPTION

Director for State Grants and Scholarships

FLSA: Exempt

Position #100100

Cost Center: SCHADM 13620

Worker's Comp Code: 8810

ESSENTIAL FUNCTION

Responsible for the day-to-day administration of scholarship and grant programs including Oklahoma Tuition Aid Grant Program (OTAG), Oklahoma Tuition Equalization Grant (OTEG), Tulsa Reconciliation and Education Scholarship Program, Oklahoma National Guard Educational Assistance Program, and other financial aid programs. As the programs grow, the Director will oversee the adaptation of services to meet new needs and challenges, contributing to the development of policies and procedures that support the mission and objectives of the department and agency.

RESPONSIBILITIES AND DUTIES

- Lead the administration of Oklahoma Tuition Aid Grant Program (OTAG), Oklahoma Tuition Equalization Grant (OTEG), Tulsa Reconciliation and Education Scholarship Program, Oklahoma National Guard Educational Assistance Program, and other financial aid programs.
- Exercise discretion and judgment in overseeing daily activities related to processing applications, maintaining databases and reporting systems, and verifying award claims.
- Assist in evaluating the impact of legislative changes on the scholarship programs, and recommend changes to program policies, procedures, and systems to maintain compliance and maximize program effectiveness.
- Assess and recommend updates to procedures in response to legislative changes or operational needs, ensuring continuous compliance and program improvement. Assist in making strategic decisions on how to adapt the programs in response to these changes.
- Supervise a team of full-time staff and provide leadership in performance management, including recommending hiring, firing, promotions, and advancement

for staff under the Director's supervision. Mentor and develop staff to enhance program effectiveness and staff performance in alignment with program needs.

- Represent the agency at meetings and events, advocating for the program and providing insight on scholarship and grant administration. Present information on Oklahoma scholarship and grant programs to audiences at local, state, and national events.
- Collaborate with IT and development teams to design, enhance, and maintain program databases and systems, ensuring they meet program needs and comply with state and federal regulations.
- Oversee the verification of claims and payment processing of assigned scholarship and grant program awards to the institutions.
- Prepare and maintain detailed program reports on key program outcomes including costs, award distribution, and student success metrics.
- Serve as the Primary Destination Point Administrator for FAFSA data, overseeing data integrity, program compliance, and ensuring timely and accurate reporting of FAFSA-related information. Hold ultimate responsibility for the management and processing of ISIR (Institutional Student Information Record) data, ensuring compliance with state and federal regulations.
- Support the Oklahoma College Assistance Program (OCAP) team on their FAFSA Completion initiatives by assisting when needed on the FAFSA Data Portal processes.
- Evaluate program spending, including recommending funding allocations and overseeing the distribution of financial resources to ensure appropriate program funding.
- Prepare necessary applications and reports for the U. S. Department of Education and other agencies.
- Keep campus financial aid administrators advised of current program regulations, policies and activities.
- Assess the need for and provide training opportunities for campus financial aid administrators.
- Update policies and procedures to the programs as needed.
- Oversee the awarding of program funds.
- Coordinate agency response to National Association of State Student Aid and Grant Programs annual survey on student financial aid programs and the association listserv.
- Other similar duties and projects as assigned.

MINIMUM QUALIFICATIONS

A bachelor's degree and 5 years of managerial experience are required. An equivalent combination of education and experience may be considered, substituting one year of

professional-level experience for each year of required education. Working knowledge of the student financial aid industry and its administrative regulations, policies and procedures. Good analytical and decision-making skills needed. Excellent communication and organizational skills. Good computer skills essential (MS Excel, MS Word, and databases). Some travel required.

PREFERRED QUALIFICATIONS

Master's degree preferred.

PHYSICAL REQUIREMENTS

Ability to sit and stand for extended periods of time. Exhibit manual dexterity and hand-eye coordination to operate a computer, keyboard, photocopier, telephone, calculator and other office equipment. Ability to see and read a computer screen and printed material with or without vision aids. Ability to hear and understand speech at normal levels, with or without aids. Ability to communicate clearly. Physical ability to lift up to 25 pounds, to bend, stoop, climb stairs, walk and reach. Must use the proper manual handling equipment including but not limited to dollies, carts and lift team members. Duties are normally performed in an office environment with a moderate noise level.

SUPERVISION

The employee performs work under the supervision of the Associate Vice Chancellor for Scholarships and Grants.

LINETTE ANN McMURTREY

Professional Summary

Accomplished program administration professional with over 20 years of experience in higher education, including 12 years of dedicated service at the Oklahoma State Regents for Higher Education. Proven expertise in managing complex scholarship programs, enhancing operational efficiency, and ensuring strict regulatory compliance. A results-oriented leader with documented success in policy development, process improvement, and strategic program coordination.

Professional Experience

Scholarship Programs Coordinator

April 2013 – Present

Oklahoma State Regents for Higher Education | Oklahoma City, OK

- Administers a diverse portfolio of state scholarship programs, including the Academic Scholars Program, National Guard Educational Assistance Program, and the Tulsa Reconciliation Scholarship.
- Verify student eligibility for both initial and renewal awards, ensuring strict adherence to program criteria and compliance standards.
- Process scholarship payments and maintain comprehensive databases for all student records, ensuring accuracy and data integrity.
- Drafts State Regent's agenda items, program policies, and statutory amendments, providing analysis for fiscal projections and legislative inquiries.
- Leads annual training sessions for institutional financial aid coordinators, presenting on program updates, policies, and best practices.
- Serves as a primary liaison to institutional representatives, students, parents, and the public, providing daily program guidance and expert communication.
- Manages the Heroes Promise and the Oklahoma Access and Achievement Scholarship, both funded through Oklahoma's Promise, and provides administrative assistance for the Oklahoma College Savings Plan.

Assistant Director, Financial Aid

October 2010 – April 2013

Oklahoma City Community College | Oklahoma City, OK

- Supervised a team of Financial Aid Advisors and a Loan Assistant, providing daily oversight, training, and performance management to ensure exceptional student service.
- Managed the annual setup and configuration of the Datatel financial aid system to ensure operational readiness and compliance for each academic year.
- Coordinated the disbursement of over \$50 million annually in federal, state, and institutional aid, serving as the primary liaison with the Bursar's office.
- Oversaw the reconciliation of Pell Grant and Direct Loan programs with the Department of Education's COD system and assisted in developing default management strategies.

Financial Aid Loan Coordinator

September 2008 – October 2010

Oklahoma City Community College | Oklahoma City, OK

- Led the successful institutional transition from the Federal Family Education Loan Program (FFELP) to the Direct Lending program.
- Processed all federal and private student loans, from origination to disbursement, ensuring accuracy and adherence to all federal regulations.
- Automated the awarding process of OTAG and Oklahoma's Promise funds to ensure timely disbursements and compliance with state statute and administrative rules.

Client Services Specialist, Financial Aid

September 2007 – September 2008

Oklahoma City Community College | Oklahoma City, OK

- Verified student files to accurately award federal, state, and college financial aid, ensuring strict adherence to all regulations.
- Monitored academic progress to identify students who withdrew or failed; performed official Return to Title IV (R2T4) calculations and notified students of required funding returns.

Program Specialist, TRIO Student Support Services

November 2005 – September 2007

Oklahoma City Community College | Oklahoma City, OK

- Maintained comprehensive student files and managed the Student Access database for a federally funded TRIO program.
- Supervised and coordinated the activities of student mentors and tutors to ensure effective academic support.

Services Coordinator, TRIO Student Support Services

May 2004 – November 2005

Southern Nazarene University | Bethany, OK

- Coordinated and facilitated a campus-wide tutoring program, supervising student tutors and connecting undergraduate students with vital academic support services.

Education

Master of Human Relations

Spring 2007

University of Oklahoma | Norman, OK

Bachelor of Arts in Christian Education

Fall 2004

Southern Nazarene University | Bethany, OK

OKLAHOMA STATE REGENTS FOR HIGHER EDUCATION

Improving our future by degrees



JOB DESCRIPTION

Deputy General Counsel

FLSA: Exempt

Position #100112

Cost Center: CORLEG 12500

Worker's Comp Code: 8810

ESSENTIAL FUNCTION

Assist the General Counsel in providing legal advice and representation to the State Regents and the Chancellor; and provide legal advice and representation, under the direct supervision of the General Counsel, to all divisions of the agency.

RESPONSIBILITIES AND DUTIES

- Provide legal advice and representation as stated in the Essential Function section of this document.
- Serve as alternate Rules Liaison and Attestation Officer to the Oklahoma Office of Administrative Rules, review and assist agency staff in drafting administrative rules and, as needed, coordinate agency rulemaking and participate in ok.gov electronic filing of agency rules.
- Review and assist agency staff in drafting agency policies and procedures.
- Advise agency staff having responsibility for the Oklahoma College Assistance Program (OCAP).
- Review and ensure that all agency contracts, including contracts for OneNet and OCAP, meet legal requirements. Confer with staff concerning contract language, drafting, negotiation of terms and conditions, and purchasing policy.
- Serve as designated Privacy Officer for all OSRHE divisions, including OCAP and OneNet, to meet security requirements of the U.S. Department of Education including remaining current on relevant privacy laws and attending training, as needed or as required, by the U.S. Department of Education through its office of Federal Student Aid (FSA).
- Cooperate and coordinate with the Purchasing Department to complete the purchasing process including consulting with the Purchasing Department on account

compromises, contracting disputes, bid protests, interpreting relevant statutes and regulations and reviewing RFP's, ITB's and contract renewals as required.

- Collaborate with OSRHE grant writers, federal entities and state entities to research and advise on grant related contracts, legal issues and compliance. Participate in the grant review and routing process.
- Assist outside counsel in those matters in which outside counsel is representing the agency, as needed.
- Provide counsel, in conjunction with the General Counsel, to and assist the Oklahoma Community Anchor Network (OCAN) and OneNet staff in complying with National Telecommunications & Information Administration (NTIA) Broadband Technology Opportunities Program (BTOP) grant requirements, reviewing agreements necessary in the development and management of the network assets including, but not limited to, indefeasible right to use agreements, connectivity service agreements, contracts, and interagency agreements. Provide assistance with sustainability planning to ensure a consistent cash flow to fund network maintenance and future expansion for state economic development and institutional broadband needs.
- Provide counsel, in conjunction with the General Counsel, to management and staff across all OSRHE divisions, including OneNet and OCAP, in its agreements and contracts with other State agencies, private contractors, institutions of higher education, internet service providers, equipment provisioning and purchasing and software purchases, drafting and negotiating statewide purchasing contracts for the benefit of state educational institutions, and others in the expansion and management of the network assets. Provide legal review of uniform license agreements, service agreements and terms of use for hardware and software purchases.
- Provide counsel, in conjunction with the General Counsel, to the State Higher Education Chief Information Officer.
- Provide assistance and counsel to the Oklahoma Free Speech Committee to the OSRHE as assigned by the General Counsel.
- Serve as designated Title VI coordinator for the state system of higher education.
- Other similar duties as assigned.

MINIMUM QUALIFICATIONS

Attorney licensed to practice in Oklahoma, with minimum of five (5) years of experience. Must be a detail-oriented person with a strong academic record and good research, writing and oral presentation skills. An ability to effectively communicate and professionally interact with agency staff, higher education institutions, and state and federal agencies, is essential. Some travel is required.

PREFERRED QUALIFICATIONS

General knowledge of information technology and experience working with IT related vendors. Experience working in or with a government agency is preferred. Some supervisory/management experience is desirable.

PHYSICAL REQUIREMENTS

Ability to sit and stand for extended periods of time. Exhibit manual dexterity and hand-eye coordination to operate a computer, keyboard, photocopier, telephone, calculator and other office equipment. Ability to see and read a computer screen and printed material with or without vision aids. Ability to hear and understand speech at normal levels, with or without aids. Ability to communicate clearly. Physical ability to lift up to 25 pounds, to bend, stoop, climb stairs, walk and reach. Must use the proper manual handling equipment including but not limited to dollies, carts and lift team members. Duties are normally performed in an office environment with a moderate noise level.

SUPERVISION

The employee performs work under the supervision of the General Counsel.

BRANDT S. STERLING

EDUCATION

Juris Doctor in Law <i>Oklahoma City University School of Law</i> ○ OUTLaws Member	May 2018 Oklahoma City, OK
Paralegal Certificate <i>Seattle Central Community College</i>	November 2012 Seattle, WA
Master of Liberal Arts in Leadership <i>Oklahoma City University</i> ○ Honors Graduate ○ Who's Who Among Students in American Universities & Colleges	May 2010 Oklahoma City, OK
Bachelor of Music in Music Theater <i>Oklahoma City University</i> ○ Minor in History ○ National Honor Society ○ National College Dean's List ○ Lambda Chi Alpha Fraternity	May 2007 Oklahoma City, OK

LEGAL AND PROFESSIONAL EXPERIENCE

Contracts Attorney <i>Oklahoma Department of Human Services (OKDHS)</i> ○ Worked Under the Contracts and Compliance Division ○ Reviewed Contracts ○ Drafted Forms, Contracts, Memos, Opinions ○ Provided Legislative Analysis on Proposed Rules ○ Mediated and Negotiated Contracts ○ Performed Legal Research ○ Worked in Procurement and Administrative Law	2023 – 2025 Oklahoma City, OK
Contracts Attorney <i>Sole Practitioner</i> ○ Reviewed Contracts (Personal Assets, Estate Documents, and POAs) ○ Drafted Forms ○ Performed Legal Research	2022 – 2023 Oklahoma City, OK
General Counsel/Deputy CEO <i>Oklahoma City-County Health Department (OCCHD)</i> ○ Reviewed Contracts ○ Drafted Forms ○ Updated Policies and Procedures ○ Managed Human Resources Division and Finance Division ○ Advised CEO and Board of Health	2021 – 2022 Oklahoma City, OK
Environmental Attorney III <i>Oklahoma Department of Environmental Quality (DEQ)</i> ○ Worked in the Land Division ○ Attorney for the following Programs: Bankruptcy, Brownfields, Brownfields Revolving Loan Fund, Land Reclamation, Site Cleanup Assistance Program (SCAP), Voluntary Cleanup Program (VCP), and Tar Creek Superfund	2019 - 2021 Oklahoma City, OK

- o Drafted and Reviewed Consent Orders, Access Agreements, Notices of Remediation, Intergovernmental Agreements, Interagency Agreements, Reimbursement Agreements, Memorandum's of Agreements
- o Mediated and Negotiated Contracts
- o Worked in Environmental Law (Brownfields, CERCLA) and Administrative Law (State Statutes and Agency Regulations)

Legal Clerk

2018 – 2019

Oklahoma Department of Environmental Quality (DEQ)

Oklahoma City, OK

- o Worked in the Land Division
- o Assisted with Brownfields, Voluntary Cleanup Program, and Land Reclamations
- o Drafted Consent Orders and Memorandum's
- o Conducted Legal Research

Legal Intern

Summer 2017

Oklahoma Department of Agriculture Food and Forestry (AG)

Oklahoma City, OK

- o Drafted litigation documents, including Notice of Violations
- o Conducted legal research on a variety of subjects
- o Attended Agency rulemaking hearings
- o Worked on inter-departmental projects on policy and procedures
- o Exposed to a variety of issues, including environmental problems, food safety, consumer protection, animal health, contracts, and administrative procedure

Legal Assistant/FAA

2014 – 2015

DeBee Gilchrist

Oklahoma City, OK

- o Created, processed, and filed various documents, including LLCs and indices for aircrafts
- o Handled general filings with the Federal Aviation Administration

Self-Employed/Contract Paralegal

2012 – 2014

Riggs Abney Law Firm

Seattle, WA and Oklahoma City, OK

- o Produced and organized various general litigation documents related to bankruptcy, trusts, estate planning, and divorce

Customer Service Representative

2011 - 2012

Regus

Seattle, WA

- o Welcomed Clients and Guests
- o Answered and Connected Phone Calls
- o Scheduled Day Offices and Conference Rooms
- o Input Invoices for Processing and Payment
- o Processed Mail Receipt and Forwarding
- o Created and Maintained Weekly Advertisement
- o Validated Parking

Sales Associate/Manager

2009 – 2011

Craig's Curious Emporium

Oklahoma City, OK

- o Stocked Inventory
- o Arranged Displays
- o Cashier Service
- o Greeted Customers
- o Maintained and Organized Merchandise
- o Hired and Organized Work Schedules

SACE Administrative Assistant/Student Advisor

2007 – 2009

Oklahoma City University

Oklahoma City, OK

- o Enrolled and Advised Students
- o Maintained Budget
- o Faculty Payroll
- o Clerical Duties (Answered Calls, Filing, Scheduled Appointments)
- o Organized SACE Graduate Events
- o Maintained SACE Website
- o (My position was phased out due to budget cuts.)

Meeting of the
OKLAHOMA STATE REGENTS FOR HIGHER EDUCATION
October 23, 2025

AGENDA ITEM #22-e:

Consent Docket.

SUBJECT:

Resolutions. Possible action on resolutions honoring a retiring staff member.

RECOMMENDATION:

It is recommended that the State Regents ratify resolutions recognizing a retiring staff member for her service.

This item will be available at the meeting.

Meeting of the
OKLAHOMA STATE REGENTS FOR HIGHER EDUCATION
October 23, 2025

AGENDA ITEM #23-a:

Reports.

SUBJECT:

Programs. Possible action to acknowledge receipt of the Current Status Report on New Program Requests.

RECOMMENDATION:

It is recommended that the State Regents acknowledge receipt of the Current Status Report on Program Requests.

BACKGROUND:

The Current Status Report on Program New Requests tracks the status of all program requests received since July 1, 2025, as well as requests pending from the previous year.

POLICY ISSUES:

This report lists requests regarding degree programs as required by the Oklahoma State Regents for Higher Education's Academic Program Approval policy.

ANALYSIS:

The Current Status Report on New Program Requests lists all program requests received by the State Regents and program actions taken by the State Regents within the current academic year (2025-2026) and can be found online at [Status Report of New Program Requests](#).

After 30 years of documenting institutions' successful efforts to prioritize programs through APRA, along with recommendations from the Task Force on the Future of Higher Education to expand collaboration and limit program duplication, the Net Reduction table has been reset, beginning with the 2021-2022 academic year, to monitor the next 30 years of progress on this initiative. The attached table lists the number of degree programs and certificates as of the September 4, 2025, State Regents' meeting, as well as the number of degree programs added or deleted by institutions since July 1, 2022. A current list of programs deleted since July 1, 2025, can be found online at [Status Report on Deleted Programs](#).

Attachment.

ATTACHMENT

Institution	Number Deleted Since July 1, 2022	Number Added Since July 1, 2022	Total Number of Programs as of June 26, 2025
University of Oklahoma	19	66	384
University of Oklahoma Health Sciences Center	2	5	65
University of Oklahoma-Law	0	1	18
Oklahoma State University	7	103	414
Oklahoma State University – Oklahoma City	13	16	57
Oklahoma State University Institute of Technology	0	22	59
Oklahoma State University – Vet Med	0	0	1
Oklahoma State University – Center for Health Sciences	0	4	13
Cameron University	1	5	55
East Central University	12	6	57
Langston University	0	5	41
Northeastern State University	4	45	158
Northwestern Oklahoma State University	1	9	60
Oklahoma Panhandle State University	0	3	34
Rogers State University	3	7	38
Southeastern Oklahoma State University	2	25	73
Southwestern State University	3	20	88
University of Central Oklahoma	2	23	154
University of Science and Arts of Oklahoma	0	2	26
Carl Albert State College	5	2	28
Connors State College	1	23	47
Eastern Oklahoma State College	3	8	36
Murray State College	0	10	48
Northeastern Oklahoma A&M College	13	0	34
Northern Oklahoma College	0	1	31
Oklahoma City Community College	4	8	67
Redlands Community College	4	5	31
Rose State College	11	6	71
Seminole State College	5	0	20
Tulsa Community College	14	6	88
Western Oklahoma State College	5	4	25
System Totals	134	440	2,321

Meeting of the
OKLAHOMA STATE REGENTS FOR HIGHER EDUCATION
October 23, 2025

AGENDA ITEM #25:

Proposed Executive Session.

SUBJECT:

Possible discussion and vote to enter into executive session pursuant to:

- (1) 25 O.S. § 307(B)(4) for confidential communications between the board and its attorney(s) concerning: (a) Black Emergency Response Team, et al. v. Drummond, et al., Case No. 5:21-cv-01022-G in the United States District Court for the Western District of Oklahoma; and (b) EEOC Charge #564-2024-02714, if the board, with the advice of its attorney, determines that disclosure will seriously impair the ability of the board to process the claim or conduct a pending investigation, litigation, or proceeding in the public interest; and,
- (2) 25 O.S. § 307(B)(1) for routine, periodic review and/or consideration and adoption, modification, or other action related to employment, including terms and conditions, of the Chancellor.

