


# 2026 HIGHER EDUCATION IMPACT

## DISTRICT 36



**Sen. John Haste**  
R - Broken Arrow

### INSTITUTIONS REPRESENTED

- ▶ Langston University
- ▶ Northeastern State University
- ▶ Oklahoma State University Center for Health Sciences
- ▶ Oklahoma State University - Tulsa
- ▶ Rogers State University
- ▶ Tulsa Community College
- ▶ University of Oklahoma - Tulsa

### COUNTIES REPRESENTED

- ▶ Tulsa
- ▶ Wagoner

### HIGHER EDUCATION IN OKLAHOMA



**Over 200,000** students enrolled annually



**Over 41,000** degrees and certificates awarded at all levels in the last academic year, and an increase of **more than 15%** over the last decade

**\$17.48**


For every \$1 of state appropriations invested, the state system of higher education **yields \$17.48 in economic output.**




Associate and bachelor's degree holders **earn a median income 25% and 75% higher**, respectively, than those with only a high school diploma.



Data from the National Center for Education Statistics show the **cost of attendance** at Oklahoma universities is **among the lowest in the nation.**



Over the last decade, STEM degrees **increased nearly 29%** at all levels.



Our students learn here, earn here — **91%** of Oklahomans who graduate from a state system college or university remain and work in the state one year after graduation.



Of Oklahoma's 100 critical occupations, the **top 22** highest-paying jobs require an associate degree or higher, and **eight of the top 10** fastest-growing jobs require a college degree.

# 2026 HIGHER EDUCATION IMPACT

## DISTRICT 36

### INSTITUTIONS REPRESENTED

- ▶ Langston University
- ▶ Northeastern State University
- ▶ Oklahoma State University Center for Health Sciences
- ▶ Oklahoma State University - Tulsa
- ▶ Rogers State University
- ▶ Tulsa Community College
- ▶ University of Oklahoma - Tulsa

### CONTACT INFO

#### Oklahoma State Regents for Higher Education

405.225.9424

[okhighered.org](http://okhighered.org)

#### Chancellor Sean Burrage

[chancellorburrage@osrhe.edu](mailto:chancellorburrage@osrhe.edu)

#### Dr. Jarrett Jobe

Vice Chancellor for  
Governmental Relations

[jjobe@osrhe.edu](mailto:jjobe@osrhe.edu)

### BY THE NUMBERS

#### Enrollment

- ▶ During the 2024-25 academic year, 42,221 students enrolled at institutions in or adjacent to District 36.

#### Graduation

- ▶ During the 2024-25 academic year, 6,222 students graduated from institutions in or adjacent to District 36.\*

#### Oklahoma's Promise

- ▶ In District 36, 493 students from the 2025 high school graduating class qualified for the Oklahoma's Promise scholarship.
- ▶ Currently, 1,328 high school students in District 36 are enrolled in Oklahoma's Promise.
- ▶ Since inception in 1992, 4,806 high school students from District 36 have received the Oklahoma's Promise scholarship.
- ▶ During the 2024-25 academic year, nearly 2,200 students at public higher education institutions in or adjacent to District 36 received approximately \$9 million in scholarships from Oklahoma's Promise.

#### Concurrent Enrollment

- ▶ During the 2024-25 academic year, 5,052 students enrolled in 51,097 credit hours through concurrent courses at institutions in or adjacent to District 36.

*\*Figure does not include students at Oklahoma State University-Tulsa and University of Oklahoma-Tulsa.*