



---

OKLAHOMA STATE REGENTS  
FOR HIGHER EDUCATION

---

*Improving our future by degrees*

---

***Agenda***

---

June 25, 2026

NOTE:

This document contains recommendations and reports to the State Regents regarding items on the June 25, 2026 meeting agenda. For additional information, please call 405-225-9122 or to get this document electronically go to <https://okhighered.org/state-system/state-regents-meetings/>.

Materials and recommendations contained in this agenda are tentative and unofficial prior to State Regents' approval or acceptance on June 25, 2026.

**OKLAHOMA STATE REGENTS FOR HIGHER EDUCATION**  
655 Research Parkway, Suite 200, Oklahoma City, OK

## **AGENDA**

Thursday, June 25, 2026 at 9:00 a.m.  
Oklahoma State Regents for Higher Education – Regents Conference Room  
655 Research Parkway, Suite 200  
Oklahoma City, OK 73104

Chair Courtney Warmington, Presiding

1. **Announce filing of meeting notice and posting of the agenda in accordance with the Open Meeting Act.**
2. **Call to order.** Roll call and announcement of quorum.
3. **Minutes of Previous Meetings.** Approval of minutes from the previous meetings.
4. **Comments from the Chair.** A brief comment on current activities. (No Action, No Discussion.)
5. **Comments from the Chancellor.** A brief comment on current activities. (No Action, No Discussion.)

### **ACADEMIC**

6. **New Program.** University of Central Oklahoma. Possible action on the request to offer the Education Specialist in School and Professional Counseling. Page 1.
7. **Program Deletions.** Possible action on institutional requests for program deletions. Page 7.
8. **Course Equivalency Project.** Possible action to acknowledge receipt of the Course Equivalency Project for the 2026-2027 academic year. Page 11.
9. **Academic Policy.** Possible action on proposed revisions to State Regents' policy 3.17 – *Distance Education and Traditional Off-Campus Courses and Programs*. Page 15.
10. **Intensive English Program.** Possible action on request for extension of approval to offer Intensive English Program. Page 23.
11. **Temporary Assistance to Needy Families.** Possible action on allocation of funds to Oklahoma institutions of higher education participating in the Temporary Assistance to Needy Families (TANF) Program pursuant to the contracts with the Oklahoma Human Services. Page 25.
12. **Scholars for Excellence in Child Care.**
  - a. Possible action on contract renewal between the Oklahoma Human Services and the Oklahoma State Regents for Higher Education to continue the Scholars for Excellence in Child Care program. Page 27.

- b. Possible action on allocation of funds to Oklahoma community colleges participating in the Scholars for Excellence in Child Care Program pursuant to the contract with the Oklahoma Human Services. Page 33.

13. **State Authorization.**

- a. Possible action on request for approval of initial authorization of (non-exempt) private and out-of-state degree-granting institutions to operate in Oklahoma. Page 35.
- b. Possible action on requests for re-authorization of (non-exempt) private and out-of-state degree-granting institutions to operate in Oklahoma. Page 39.

**FISCAL**

14. **Budget Report and Revenue Update.** Report on State budget and revenue. Page 47.

15. **Tuition and Fees.**

- a. Possible action on institutional requests for changes to academic service fees for Fiscal Year 2027. Page 49. (Supplement)
- b. Possible action on Fiscal Year 2027 tuition and mandatory fees. Page 51.

16. **E&G Budget.**

- a. Possible action on FY27 Educational and General allocations and budgets for institutions, constituent agencies, the higher education center, special programs, and other programs. Page 83. (Supplement)
- b. Possible action to allocate revenue derived from the sale of cigarettes and tobacco products to Oklahoma State University Center for Health Sciences and the University of Oklahoma Health Sciences Center. Page 85.
- c. Possible action to allocate grant funds to the Oklahoma Historical Society for the Higher Education Archives project for F27. Page 87.

17. **Capital.** Possible action to acknowledge receipt of the FY27 Annual Campus Master Plan and authorize for submission to the Oklahoma Long-Range Capital Planning Commission. Page 89. (Supplement)

18. **Contracts and Purchases.**

- a. Possible action on contracts exceeding \$100,000 for FY2027. Page 91.
- b. Possible action on contract with Attorney General for legal services. Page 93.

19. **Investments.** Possible action on new Investment Managers. Page 95.

**EXECUTIVE**

20. **Legislative Update.** Update on legislative activity. Page 97.

21. **Administrative Operations.**
- a. Possible action on proposed revisions to Chapter 2 – Administrative Operations – of the OSRHE Policy and Procedures Manual. Page 99.
  - b. Possible action on proposed revisions to State Regents’ Personnel Policies and Procedures, Section 5.8 – Longevity Pay Plan. Page 103.

22. **Commendations.** Possible action to recognize staff for service on state and national projects. Page 107.

### **CONSENT DOCKET**

23. **Consent Docket.** Possible action on the following routine requests which are consistent with State Regents’ policies and procedures or previous actions.
- a. Contracts and Purchases. Possible action to ratify purchases exceeding \$25,000 but less than \$100,000. Page 109.
  - b. Chancellor Glen D. Johnson Scholarship in Leadership and Public Service. Possible action to ratify recipients of the Chancellor Glen D. Johnson Scholarship in Leadership and Public Service for the 2026-27 academic year. Page 111.

### **REPORTS**

24. **Reports.**
- a. Programs. Possible action to acknowledge receipt of the Current Status Report on Program Requests. Page 113.
  - b. Annual Reports.
    - (1) Possible action to acknowledge receipt of the Teacher Education Annual Report on Systemwide Review. Page 115. (Supplement)
    - (2) Possible action to acknowledge receipt of the Inspired to Teach 2025-2026 Year-End Report. Page 119. (Supplement)
    - (3) Possible action to acknowledge receipt of the 2024-25 Teacher Education Program Admission Study. Page 123.

25. **Report of the Committees.** (No Action, No Discussion.)
- a. Academic Affairs and Student Services Committee.
  - b. Budget and Audit Committee.
  - c. Strategic Planning, Personnel and Technology Committee.
  - d. Investment Committee.

26. **Proposed Executive Session.** Page 133.

- a. Possible discussion and vote to enter into executive session pursuant to:
  - (1) 25 O.S. § 307(B)(4) for confidential communications between the board and its attorney(s) concerning: (a) Black Emergency Response Team, et al. v. Drummond, et al., Case No. 5:21-cv-01022-G in the United States District Court for the Western District of Oklahoma and the United States Court of Appeals for the Tenth Circuit; and (b) EEOC Charge #564-2024-02714 and related pending claims or actions, if the board, with the advice of its attorney, determines that disclosure will seriously impair the ability of the board to process the claim or conduct a pending investigation, litigation, or proceeding in the public interest; and,
  - (2) 25 O.S. § 307(B)(1) for routine, periodic review and/or consideration and adoption, modification, or other action related to employment, including terms and conditions, of the Chancellor.
- b. Enter into executive session.
- c. Exit executive session and vote to re-enter open session.
- d. Possible discussion and vote on items discussed in executive session.

27. **Officers.** Possible action to elect State Regents' officers for 2026-27. Page 135.

28. **Announcement of Next Regular Meeting.** The next regular meetings are scheduled for Wednesday, September 2, 2026, at 10:30 a.m. and Thursday, September 3, 2026, at 9:00 a.m. at the State Regents office in Oklahoma City.

29. **Adjourn.**

NOTE: "Possible action" includes, but is not limited to, approval, authorization, adoption, rejection, denial, amendment, taking no action, or tabling the item for disposition at a later date or time.

The Oklahoma State Regents for Higher Education are committed to ensuring that persons with disabilities are able to access the State Regents' public meetings. If you will need specialized assistance for an upcoming State Regents' meeting, please e-mail your request to [accessibility@osrhe.edu](mailto:accessibility@osrhe.edu) or call 405.225.9122 at least 24 hours prior to the meeting. We will make every reasonable effort to accommodate your needs.

Meeting of the  
**OKLAHOMA STATE REGENTS FOR HIGHER EDUCATION**  
June 25, 2026

**AGENDA ITEM #6:**

**New Program.**

**SUBJECT:**

The University of Central Oklahoma. Possible action on the request to offer the Education Specialist in School and Professional Counseling.

**RECOMMENDATION:**

**It is recommended that the State Regents approve the University of Central Oklahoma's (UCO) request to offer the Education Specialist in School and Professional Counseling, via traditional and electronic delivery, with the stipulation that continuation of the program will depend upon meeting the criteria established by the institution and approved by the State Regents, as described below.**

**BACKGROUND:**

**APRA Implementation**

In August 1991, the State Regents launched the Academic Planning/Resource Allocation (APRA) initiative, which was based on the principle that institutional officials would prioritize their programs and activities and then fund higher priority activities at levels that ensured quality. Since implementation, the APRA has served as a framework for institutions to shift resources from low priority, low producing, and duplicate academic programs to higher priority programs that address state and local workforce needs. As a result of the APRA process, a net of 93 academic programs was eliminated.

After 30 years of documenting institutions' successful efforts to prioritize programs through APRA, along with recommendations from the Task Force on the Future of Higher Education to expand collaboration and limit program duplication, the Net Reduction table has been reset, beginning with the 2021-2022 academic year, to monitor the next 30 years of progress on this initiative.

Since 2021, UCO has taken the following program actions in response to APRA:

<b>Total Changes</b>	<b>Change Type</b>
4	Degree and/or certificate programs deleted
25	Degree and/or certificate programs added

UCO offers 154 degree and/or certificate programs as follows:

<b>Total Programs</b>	<b>Program Type</b>
20	Certificates
0	Associate in Arts or Science Degrees

3	Associate in Applied Science Degrees
78	Baccalaureate Degrees
51	Master's Degrees
2	Doctoral Degrees
0	First Professional Degrees

All these programs were reviewed in the past five years with the exception of those programs with specialty accreditation. Programs with specialty accreditation are aligned with accreditor's program review schedule as appropriate. Thus, if a professional program received a ten-year accreditation, it would not be reviewed for ten years, which is an approved exception to State Regent's policy.

**Program Development Process**

UCO's faculty developed the proposal, which was reviewed and approved by institutional officials. UCO's governing board approved delivery of the Education Specialist in School and Professional Counseling program at its January 22, 2026, meeting. UCO is currently approved to offer 32 degree and certificate programs through electronic delivery. UCO requests authorization to offer this program as outlined below.

**POLICY ISSUES:**

This action is consistent with the Oklahoma State Regents for Higher Education's Academic Program Approval and the Distance Education and Traditional Off-Campus Courses and Programs policies.

**ANALYSIS:**

**Education Specialist in School and Professional Counseling**

**Program purpose.** The proposed Educational Specialist in School and Professional Counseling program will provide advanced study to individuals seeking to expand their professional qualifications in both school and clinical counseling.

**Program rationale and background.** The proposed program combines 33 credit hours of the necessary coursework to be eligible to take the Oklahoma School Counseling exam in order to become a School Counselor at the K-12 level. The proposed program also includes the additional 27 credit hours required to be eligible to take the Licensed Professional Counselor exam in the state of Oklahoma. Upon successful completion of the program, candidates will be equipped with the knowledge, skills, and professional competencies required to provide comprehensive developmental and mental health services within educational and community settings. Graduates are prepared to assume roles that support the academic, career, and personal/social development of students while also addressing broader mental health needs across diverse populations. Curriculum within the proposed program will contain two paths for students. The first path is for students who do not currently possess a master's degree or students who currently possess a master's degree in a non-related mental health program. The core course curriculum will be shared with the current Master of Education in School and Professional Counseling (060) program. Additional electives are being added in order to provide tailored instruction specific to the needs of both school and private practice mental health professionals. At the guidance of the Oklahoma Board of Behavioral Health Licensure (BBHL), a second path will be available to students who currently possess a master's degree in a mental health field as approved by the Oklahoma BBHL. Such students would complete 27 credit hours of the Education Specialist curriculum at UCO in order to receive the Education Specialist in School and Professional Counseling degree. These students would be able to combine their previous master's degree with a minimum of 27 credit hours from UCO to meet the 60-credit hour requirement established by the Oklahoma BBHL and sit for the National Counselor Examination (NCE). Graduates of the program will be

able to: 1) apply human development theory to deliver developmentally appropriate school and professional counseling services; 2) analyze environmental, cultural, and socio-economic factors that support learning, resilience, and well-being; 3) provide inclusive, culturally responsive counseling that supports diverse students and clients; 4) lead, design, and evaluate comprehensive counseling programs using ethical and evidence-based practices; 5) deliver individual and group counseling that promotes mental health, lifelong learning, and postsecondary readiness; 6) support career exploration, goal setting, and informed career and life planning; 7) use formal and informal assessments to guide intervention, advocacy, and treatment planning; 8) collaborate with families, educators, administrators, and service professionals to support student and client success; 9) build partnerships with schools, families, communities, and support systems to enhance outcomes; 10) uphold ethical standards, professional integrity, and continuous professional growth; 11) recognize and respond to trauma and mental health needs using trauma-informed practices; and 12) participate in crisis prevention, intervention, and postvention to support safety and well-being.

**Employment opportunities.** The Oklahoma Employment Security Commission (OESC) lists both school related and mental health counselors in their top 100 critical occupations. The OESC also shared in their Industry and Occupational Employment Projections report there are anywhere from 360 to 640 openings for school related and mental health counselors per year. UCO continually receives requests by school districts, schools, and private practices about current/graduate students needed to fill positions. The Bureau of Labor Statistics (BLS) projects the employment of school and career counselors and advisors to grow 4 percent from 2024 to 2034. The BLS also estimates a projection of 31,000 job openings each year through 2034. This need is further amplified in the need to lower the school counselor to student ratio. In Oklahoma the American School Counselor Association found that for the 2023-2024 school year, each school counselor had an average of 361 students when the national recommendation is 250 students to one school counselor. In addition to the continued demand for school counselors, the BLS’s Occupational Outlook Handbook projects the employment of substance abuse, behavioral disorder, and mental health counselors to grow by 17 percent from 2024 to 2034 with over 48,000 openings annually. These statistics clearly demonstrate the need for more school and professional counselors in UCO’s surrounding area but also at the state and national level.

**Employment outlook data.** Employment outlook data for the occupations listed below align with the proposed Education Specialist in School and Professional Counseling program and are sourced from Lightcast labor market data. All labor market information presented was retrieved in February 2026. Graduates of the proposed program will be qualified applicants for the following positions:

Occupation	Annual Job Count (2026)	Projected Jobs (2026-2031)	# Change	Average Annual Openings	Median Annual Salary
Educational, Guidance, and Career Counselors and Advisors	6,003	6,094	91	493	\$51,264
Counselors, All Other	1,242	1,407	165	137	\$53,858

**External stakeholders.** UCO conducted discussions with the Oklahoma BBHL in Spring 2025. The Oklahoma BBHL recommended changing the current Master of Education in School and Professional Counseling (060) program into an Education Specialist program in order to provide a cohesive 60 credit hour degree. Close partnerships with districts, such as Moore Public Schools, have resulted in a district pipeline of school counselors and mental health professionals. This pipeline has expanded to include the largest federal grant ever awarded to UCO and is directly addressing district workforce needs by preparing professionals to serve local schools and communities. Additionally, former students have expressed interest in pursuing a degree beyond the master’s level, citing both their positive experiences with UCO’s

counseling programs and the potential for increased earning opportunities within their districts. This interest, combined with increased enrollment and a review of program expectations and scope, led to the determination that an Education Specialist degree is more appropriate than a master’s degree for UCO’s School and Professional Counseling program, given the rigor and demands of the curriculum. UCO’s advisor board is supportive of this program growth and has engaged in ongoing discussions regarding the expansion of the university’s presence in both school-based and private counseling settings.

**Student demand.** The proposed program is expected to meet the enrollment and graduation standards by the established deadline prior to final approval by State Regents. Continuation beyond Fall 2031 will depend upon meeting the criteria as shown in the following table.

<b>Productivity Category</b>	<b>Criteria</b>	<b>Deadline</b>
Minimum Enrollment of majors in the program	6	Fall 2030
Minimum Graduates from the program	3	2030-2031

**Duplication and impact on existing programs.** The proposed Education Specialist in School and Professional Counseling program may share similar content with the following programs:

<b>Institution</b>	<b>Program</b>
OSU	Specialist in Education in School Psychology (291)
ECU	Educational Specialist in School Psychology (062)
SWOSU	Educational Specialist in School Psychology (148)
SWOSU	Educational Specialist in Clinical Mental Health Counseling with options in School Counseling and Community Counseling (120)

As part of the duplication review, the following chart provides the four-year averages of enrollment and graduation data for the institutions and programs identified above and provides a comparative view of existing statewide capacity.

<b>Institution</b>	<b>Existing Program</b>	<b>Date Approved</b>	<b>2021-2025 Enrollment</b>	<b>2021-2025 Graduates</b>
OSU	Specialist in Education in School Psychology (291)	3/4/21	3	1
ECU	Educational Specialist in School Psychology (062)	4/25/24	3	0
SWOSU	Educational Specialist in School Psychology (148)	3/31/05	48	15
SWOSU	Educational Specialist in Clinical Mental Health Counseling with options in School Counseling and Community Counseling (120)	6/25/25	0*	0*

\*Enrollment and graduate data are not available at the program option level. These averages reflect the total average from all options available within the program and not the specific option.

A system-wide letter of intent was communicated by email on February 18, 2026. None of the State System institutions notified the State Regents’ staff of a protest to the proposed program. Due to the extreme shortages in school and professional counselors in Oklahoma and nationally, the proposed program will increase the counselor pipeline across the state without duplicating existing program structures. Approval will not constitute unnecessary duplication.

**Curriculum.** The proposed Education Specialist in School and Professional Counseling program will consist of 60 total credit hours as shown in the following table.

<b>Content Area</b>	<b>Credit Hours</b>
Program Requirements	48
Electives	12
<b>Total</b>	<b>60</b>

**Faculty and staff.** Existing faculty and one new faculty members will provide support and teach the courses in the proposed program.

**Delivery method and support services.** The proposed Education Specialist in School and Professional Counseling program will be offered via traditional and electronic delivery. UCO utilizes D2L as its learning management system to deliver program content for online courses. Zoom is utilized for class meetings. The following features in D2L facilitate student learning: discussion boards, assignment submission, resources, and direct messaging between instructors and students. The library, classrooms, and equipment may be utilized by students and are adequate for the proposed program.

**Online pedagogy and training.** Faculty who teach in online environments complete training in both technical tools as well as pedagogical design. In addition, professional development sessions throughout the year offer faculty supplemental training on the latest online teaching techniques. UCO is a member of Quality Matters (QM). QM is a global organization leading quality assurance in online and innovative digital teaching and learning environments through research-supported and practice-based quality standards, as well as peer review and certification of quality in online education. The State Regents support institutional membership to ensure online programs meet QM standards.

**Financing.** The program will be funded through a reallocation of already existing resources combined with new revenue generated by the program. No additional funding is requested from the State Regents to support the program.



Meeting of the  
**OKLAHOMA STATE REGENTS FOR HIGHER EDUCATION**  
June 25, 2026

**AGENDA ITEM #7:**

**Program Deletions.**

**SUBJECT:**

Possible action on institutional requests for program deletions.

**RECOMMENDATION:**

**It is recommended that the State Regents approve the following requests for program deletions as described below.**

**BACKGROUND:**

University of Oklahoma (OU) requests authorization to delete the program listed below:

- Master of Landscape Architecture in Landscape Architecture (244)

Oklahoma State University (OSU) requests authorization to delete the programs listed below:

- Master of Arts in Theatre (432)
- Graduate Certificate in Fashion Merchandising (326)
- Graduate Certificate in Big Data Analytics (512)
- Graduate Certificate in Developmental Disabilities (518)

Northeastern State University (NSU) requests authorization to delete the programs listed below:

- Certificate in Event Management (179)
- Certificate in Health Informatics (182)

Southeastern Oklahoma State University (SEOSU) requests authorization to delete the program listed below:

- Bachelor of Arts in English Education (018)

Northeastern Oklahoma A&M College (NEOAMC) requests authorization to delete the program listed below:

- Associate in Applied Science in Process Technology (123)

Oklahoma State University Institute of Technology (OSUIT) requests authorization to delete the programs listed below:

- Associate in Applied Science in Engineering Design Drafting Technologies (124)

- Certificate in Architectural Specialist (116)

**POLICY ISSUES:**

These actions are consistent with the Oklahoma State Regents for Higher Education’s Academic Program Approval policy.

**ANALYSIS:**

OU requests authorization to delete the Master of Landscape Architecture in Landscape Architecture (244) program, effective immediately. This program was approved prior to 2015. OU reports:

- Deletion of the degree program is due to sustained low enrollment.
- There are currently 30 students enrolled in the program with an expected graduation of Spring 2028.
- Six courses will be deleted.
- No funds are available for reallocation.

OSU requests authorization to delete the Master of Arts in Theatre (432) program effective immediately. This program was approved prior to 2005. OSU reports:

- This program was part of the 2025 Low Producing Program review process.
- Deletion of the degree program is due to sustained low enrollment.
- There are currently no students enrolled in the program.
- No courses will be deleted.
- No funds are available for reallocation.

OSU requests authorization to delete the Graduate Certificate in Fashion Merchandising (326) program effective immediately. This program was approved at the April 28, 2022, State Regents meeting. OSU reports:

- Deletion of the degree program is due to IDEA alliance no longer offering fashion merchandising program.
- There are currently no students enrolled in the program.
- No courses will be deleted.
- No funds are available for reallocation.

OSU requests authorization to delete the Graduate Certificate in Big Data Analytics (512) program, beginning Fall 2026. This program was approved at the April 21, 2016, State Regents meeting. OSU reports:

- Deletion of the degree program is due to sustained low enrollment.
- There is currently 1 student enrolled in the program with an expected graduation of Fall 2026.
- No courses will be deleted.
- No funds are available for reallocation.

OSU requests authorization to delete the Graduate Certificate in Developmental Disabilities (518) program effective immediately. This program was approved at the October 20, 2016, State Regents meeting. OSU reports:

- Deletion of the degree program is due to sustained low enrollment.
- There are currently no students enrolled in the program.
- No courses will be deleted.
- No funds are available for reallocation.

NSU requests authorization to delete the Certificate in Event Management (179) program, beginning Fall 2026. This program was approved at the April 15, 2021, State Regents meeting. NSU reports:

- Deletion of the degree program is due to sustained low enrollment and host program deletion.
- There are currently no students enrolled in the program.
- No courses will be deleted.
- No funds are available for reallocation.

NSU requests authorization to delete the Certificate in Health Informatics (182) program effective immediately. This program was approved at the June 24, 2021, State Regents meeting. NSU reports:

- Deletion of the degree program is due to sustained low enrollment and host program deletion.
- There are currently no students enrolled in the program.
- No courses will be deleted.
- No funds are available for reallocation.

SEOSU requests authorization to delete the Bachelor of Arts in English Education (018) program beginning in Fall 2026. This program was approved at the August 3, 2012, State Regents meeting. SEOSU reports:

- This program was part of the 2025 Low Producing Program review process.
- Deletion of the degree program is due to sustained low enrollment.
- There are currently 23 students enrolled in the program with an expected graduation of Spring 2030.
- No courses will be deleted.
- No funds are available for reallocation.

NEOAMC requests authorization to delete the Associate in Applied Science in Process Technology (123) program, effective immediately. This program was approved at the September 8, 2011, State Regents meeting. NEOAMC reports:

- Deletion of the degree program is due to lack of student interest and limited employment opportunities in the area.
- There are currently no students enrolled in the program.
- Eight courses will be deleted.
- No funds are available for reallocation.

OSUIT requests authorization to delete the Associate in Applied Science in Engineering Design Drafting Technologies (124) program, beginning Fall 2026. This program was approved at the April 30, 2016, State Regents meeting. OSUIT reports:

- Deletion of the degree program is due to low enrollment and low industry advisory input and engagement.
- There are currently 14 students enrolled in the program with an expected graduation of Spring 2028.
- Nine courses will be deleted.

- Funds from this program deletion will be reallocated to the Associate in Applied Science in Civil Engineering/Surveying Technologies (125) program.

OSUIT requests authorization to delete the Certificate in Architectural Specialist (116) program effective immediately. This program was approved at the May 19, 2025, State Regents meeting. OSUIT reports:

- Deletion of the degree program is due to low enrollment and low industry advisory input and engagement.
- There are currently no students enrolled in the program.
- Three courses will be deleted.
- Funds from this program deletion will be reallocated to the Associate in Applied Science in Civil Engineering/Surveying Technologies (125) program.

Meeting of the  
**OKLAHOMA STATE REGENTS FOR HIGHER EDUCATION**  
June 25, 2026

**AGENDA ITEM #8:**

**Course Equivalency Project.**

**SUBJECT:**

Possible action to acknowledge receipt of the Course Equivalency Project for the 2026-2027 academic year.

**RECOMMENDATION:**

**It is recommended that the State Regents acknowledge receipt of the Course Equivalency Project for the 2026-2027 academic year.**

**BACKGROUND:**

During the 1996 legislative year, the State Regents presented Facilitating Student Transfer: A Comprehensive Action Plan to improve student transfer. This multifaceted plan included four parts: 1) creating working faculty transfer curriculum committees; 2) development of systemwide electronic course transfer guide; 3) emphasizing academic advising; and 4) organizing an evaluation process to monitor transfer students' success. The State Regents submitted a second progress report on student transfer issues to the Legislature in December 1997. Its focus was the Course Equivalency Project (CEP) – the implementation phase of the Comprehensive Action Plan.

Historically, course equivalency within the CEP has been defined as follows: Course “A” is considered equivalent to Course “B” if Course “A” fulfills at least 75 percent of the program requirements that Course “B” meets. This includes alignment in content delivery, general education goals, or degree requirements. Courses grouped into a single equivalency category—such as “American History to the Civil War”—are guaranteed to transfer among institutions that offer courses within that group. Beginning with academic year 2017-2018, faculty also began adding student learning outcomes to equivalency groups to further ensure equivalency among courses and seamless transfer for students. Courses for which student learning outcomes have been developed must satisfy 100 percent of the student learning outcomes to be considered equivalent.

In 2024 State Regents staff implemented changes to the CEP cycle so that institutions would meet six times per academic year with four to five disciplines meeting each time. This change to the schedule allows each discipline to meet every other year, rather than every 3-5 years, to ensure courses listed on the CEP Matrix are accurate. The CEP operates on an annual cycle beginning May when Chief Academic Officers (CAO) can update institutional course information through August. In Summer, faculty are nominated by their President or CAO to serve on dedicated curriculum committees for the upcoming academic year.

During the 2025-2026 academic year, faculty met in September, October, November, January, February, and March. In each of these months, up to 100 faculty members from public and private institutions met by discipline to update or develop common course descriptions and establish new course equivalencies. Courses may only be added to the CEP Matrix during the faculty meetings (September – March). As part

of this work, special topics courses were systematically removed from the CEP Matrix due to their non-transferability and the lack of consistent outcomes across institutions.

Additionally, during the 2025-2026 academic year, State Regents staff met with several CAOs to identify new disciplines that would most benefit students. Through these discussions, Elementary Education, Cybersecurity, and Pre-Nursing/Nursing were selected to begin participating in the CEP in the 2026-2027 academic year. Also, the World/Foreign Languages discipline was restructured so that each language will now meet independently. This change allows faculty to develop more robust student learning outcomes, expand discipline-specific course offerings, and ensure greater accuracy in transfer equivalencies.

The final course recommendations are submitted to the Council on Instruction in May for approval then submitted to the State Regents for notification during the May State Regents meeting. Concurrently, the State Regents' website is updated to include CEP Matrix changes. The information is accessible at: <https://okhighered.org/transfer-students/course-transfer/>.

Currently, all public institutions of higher education as well as several private colleges and universities participate in the CEP. It reinforces student access to the three-tiered higher education system and helps shorten the time to degree. To date, almost 8,000 courses across forty-eight disciplines are on the CEP. The CEP received the Governor's Commendation award in 1999 for demonstrating innovation and efficiency. The CEP is a nationally recognized model with other states contacting the Oklahoma State Regents for Higher Education for guidance when developing their own statewide course articulation systems.

**CEP: Historical Review**

<b>YEAR</b>	<b>COURSES</b>	<b>DISCIPLINES</b>
1996-97	1,594	16
1997-98	2,875	22
1998-99	3,690	25
1999-00	4,187	30
2000-01	4,399	32
2001-02	4,531	32
2002-03	4,926	32
2003-04	5,343	33
2004-05	6,423	36
2005-06	6,668	39
2006-07	7,030	39
2007-08	7,450	39
2008-09	7,523	39
2009-10	7,634	40
2010-11	7,921	43
2011-12	8,076	43
2012-13	7,957	44
2013-14	8,104	46
2014-15	8,163	47
2015-16	8,188	47
2016-17	8,136	47
2017-18	8,032	48
2018-19	8,104	48
2019-20	8,106	48
2020-21	8,110	48
2021-22	8,121	48

2022-23	8,072	48
2023-24	8,075	48
2024-25	8,106	48
2025-26	8,076	48
2026-27	7,888*	48

\*The decrease reflects the removal of special topics courses that are not eligible for transfer.

**POLICY ISSUES:**

The State Regents’ Undergraduate Transfer and Articulation policy provides standards for the articulation of coursework between and among State System institutions, as well as standards for transfer from non-State System institutions. The CEP provides information that facilitates State System institutions’ compliance with policy guidelines.

**ANALYSIS:**

Positive features of the CEP are listed below:

- It establishes content standards and expected learner outcomes through faculty-developed common course descriptions in most general education courses as well as more specialized coursework.
- It facilitates articulation of curriculum development as faculty design new courses to meet articulation guidelines and course content descriptions.
- A tracking system permits registrars to recognize the course changes, deletions, and additions made to the CEP from year to year.
- A course coding identification project allows State Regents’ staff to monitor students’ use of the courses contained in the course equivalency matrix.
- The State Regents maintain a student transfer hotline (800-858-1840, option 7) to help students with transfer problems within the State System.
- Faculty members have the opportunity to share their course syllabi, evaluate learning materials, and discuss emerging trends in their discipline during course articulation meetings.
- The State Regents’ Undergraduate Transfer and Articulation policy provides standards for the articulation of liberal arts and science course work between and among State System institutions. In the same policy, there is a separate and distinctly different process and standards for articulation of technical course work, especially technical course work originating at an Oklahoma technology center. Information on these programs are available on the ShowWhatYouKnowOK.org website.

The Council on Instruction approved the 2026-2027 CEP document on May 14, 2026.

Supplement available upon request. CEP information can be found here: <https://okhighered.org/transfer-students/course-transfer/>.



Meeting of the  
**OKLAHOMA STATE REGENTS FOR HIGHER EDUCATION**  
June 25, 2026

**AGENDA ITEM #9:**

**Academic Policy.**

**SUBJECT:**

Possible action on proposed revisions to State Regents' policy 3.17 – *Distance Education and Traditional Off-Campus Courses and Programs*, section 6. – *State Authorization Reciprocity Agreement*.

**RECOMMENDATION:**

**It is recommended the State Regents approve the proposed revisions to the OSRHE State Authorization Reciprocity Agreement policy.**

**BACKGROUND:**

In 2010, the US Department of Education published new regulations that require postsecondary institutions to obtain authorization from each state in which they operate for their students in those states to be eligible for federal financial aid, including instruction by distance education. As a result of this, states instituted laws, regulations and procedures of varying rigor and complexity through which out-of-state institutions could obtain authorization to operate within their boundaries, creating often significant barriers for institutions to offer distance education to out-of-state students.

In response, the four regional education compacts – the Southern Regional Education Board (SREB), the Midwestern Higher Education Compact (MHEC), the New England Board of Higher Education (NEBHE), and the Western Interstate Commission for Higher Education (WICHE) – worked together to forge their existing individual regional reciprocity agreements into a single agreement that could cover all states in all the compacts. This process culminated in the establishment of the State Authorization Reciprocity Agreement in 2015.

The State Authorization Reciprocity Agreement (SARA) is an agreement among the regional compacts and their member states through which participating institutions may offer distance education to students located in other member states without having to obtain separate, individual authorization from each state in which a student is located. Only institutions located in member states can participate. Currently, 49 states (California is the only non-member state), the District of Columbia, and the US territories of Puerto Rico and the US Virgin Islands are members. States are approved for membership through their respective regional compacts and must renew their approval every two years. Only public, private non-profit, and private for-profit degree-granting institutions may participate in SARA.

The State Regents approved Oklahoma's first application to join SARA at their May 29, 2015, meeting. The Southern Regional Education Board's S-SARA Regional Steering Committee approved Oklahoma as a SARA state on June 29, 2015, and most recently renewed that approval on June 10, 2025.

As the state portal entity, the State Regents are responsible for approval and ongoing oversight of distance education that Oklahoma SARA-participating public and private institutions offer to students in other states through SARA, including administering SARA policies and procedures found in the SARA Policy Manual. Similar to State Regents’ policy, SARA policy is subject to updates and modifications each year through the SARA Policy Modification Process. The State Regents last approved updates to policy section 3.17.6 at their October 19, 2023, meeting, and since that time a number of modifications to the SARA Policy Manual have been implemented such that OSRHE SARA policy is no longer in compliance with it.

**POLICY ISSUES:**

The proposed revisions amend Section 6., State Authorization Reciprocity Agreement, of the Distance Education and Traditional Off-Campus Courses and Programs.

**ANALYSIS:**

The proposed revisions are required for Oklahoma’s continuing compliance with SARA policy as set forth in the SARA Policy Manual, including new SARA policy to be effective July 1, 2026. These updates affect only State Regents’ actions regarding Oklahoma SARA membership and State Regents’ approval and oversight duties regarding the SARA participation of Oklahoma institutions, both public and private. No other activities or operations of any other institution are affected. For these reasons, it is not necessary for these proposed policy revisions to be subject to review and approval by the Council on Instruction or Council of Presidents.

Additionally, because private Oklahoma institutions participating in SARA\* require equal access to all OSRHE SARA policy and procedures resources, updates refer the reader to the OSRHE State Authorization Reciprocity Webpage for procedures rather than the Academic Affairs Procedures Handbook.

\* Private Oklahoma institutions participating in SARA include Family of Faith Christian University, Mid-America Christian University, Oklahoma Baptist University, Oklahoma Christian University, Oklahoma City University, Oklahoma Wesleyan University, Oral Roberts University, Randall University, Southern Nazarene University, and the University of Tulsa.

The recommended revisions are outlined below.

**SUMMARY OF POLICY REVISIONS**

Policy	Recommendation
3.17.6. State Authorization Reciprocity Agreement	<ul style="list-style-type: none"> <li>• Non-substantive updates for clarity.</li> </ul>
3.17.6.A. Financial Responsibility for Private Institutions	<ul style="list-style-type: none"> <li>• Rename section to accommodate additional SARA policy requirements for private institutions.</li> <li>• Add new SARA policy concerning the federal financial responsibility composite score requirements.</li> </ul>
3.17.6.C. Institutional Disclosures 3.17.6.D. Catastrophic Events/Disaster Recovery	<ul style="list-style-type: none"> <li>• Add new sections to include new SARA policy regarding institutional disclosure requirements and standards for institutional catastrophic and disaster recovery plans.</li> </ul>

<b>Policy</b>	<b>Recommendation</b>
3.17.6.E. Provisional Participation	<ul style="list-style-type: none"> <li>• Reword to accommodate updates to SARA policy.</li> </ul>
3.17.6.F. Non-Compliance	<ul style="list-style-type: none"> <li>• Remove unnecessary verbiage.</li> </ul>
3.17.6.G. Removal from Participation	<ul style="list-style-type: none"> <li>• Rename to include new SARA policy requirements regarding non-renewal of an application.</li> <li>• Reword to include new SARA policy requirements regarding non-renewal of an application.</li> <li>• Reword to refer the reader to the OSRHE State Authorization Reciprocity Webpage for procedures.</li> </ul>
3.17.6.H. Appeals	<ul style="list-style-type: none"> <li>• Reword to refer the reader to the OSRHE State Authorization Reciprocity Webpage for procedures.</li> </ul>
3.17.6.J. Student Complaints	<ul style="list-style-type: none"> <li>• Rename to be clear this policy governs SARA student complaints only.</li> <li>• Remove complaint procedures to the OSRHE State Authorization Reciprocity Webpage.</li> </ul>
3.17.6.K. Consumer Protection	<ul style="list-style-type: none"> <li>• Add new section to reflect updates to guidance for complying with SARA policy regarding consumer protection and student complaints.</li> </ul>

Attachment.

## EXCERPT

### 3.17 DISTANCE EDUCATION AND TRADITIONAL OFF-CAMPUS COURSES AND PROGRAMS

#### 3.17.6 State Authorization Reciprocity Agreement

As required by SARA policy and authorized through [70 O.S. § 3206](#), the OSRHE is Oklahoma's SARA State Portal Entity (SPE), responsible for establishing and maintaining Oklahoma state membership in SARA, approving the participation of all public and private Oklahoma degree-granting institutions, public and private, monitoring participating institutions' compliance with SARA policy and removing from participation institutions that do not fall out of compliance.

Additionally, the OSRHE accepts the oversight of the SPEs of other SARA member states, districts, and territories whose institutions offer distance education to students located in Oklahoma within the limits of and consistent with SARA policy.

To apply for OSRHE approval to participate in SARA, public and private Oklahoma institutions must submit annually a completed [SARA application form](#) to the OSRHE office, pay the associated application fees, and agree to operate according to the requirements in the application form and the [SARA Policy Manual](#). All references to the [SARA Policy Manual](#) or SARA policies refer to the version of the SARA Policy Manual most recently approved by the four regional compacts and the NC-SARA Board according to the SARA Policy Modification Process currently in effect. All references to the SARA application form refer to the application form the institution has most recently submitted to the OSRHE for approval.

#### A. Eligibility

##### 1. All Institutions

In order to be eligible for approval by the OSRHE to participate in SARA, an institution must:

- a. Be a degree-granting institution, awarding associate's degrees or higher;
- b. Be physically located in Oklahoma with its principal campus or central administrative unit domiciled in Oklahoma;
- c. Hold proper authorization from Congress, the state of Oklahoma, or a federally recognized Indian tribe to award degrees; and
- d. Hold accreditation as a single entity from an accrediting agency recognized by the U.S. Department of Education (USDE) for the purposes of accrediting institutions, and whose scope of recognition, as specified by the USDE, includes distance education.

##### 2. Financial Responsibility for Private Institutions

In addition to the above, SARA policy requires private institutions to demonstrate financial responsibility sufficient for SARA participation by to maintaining a minimum federal financial responsibility composite score ("composite score" or "score") of 1.0. demonstrate financial responsibility sufficient for SARA participation, all private institutions shall maintain SARA's minimum required federal financial responsibility composite score ("composite score" or "score") as detailed in the SARA Policy Manual. Institutions with a

## EXCERPT

score below the minimum required by SARA are ineligible for SARA participation. This requirement applies to all private institutions, regardless of whether the institution participates in Title IV.

- a. An institution's composite score shall be determined consistent with the requirements and provisions in the SARA Policy Manual.
- b. An institution that applies for initial approval whose score is below 1.9 will not be approved.
- c. If OSRHE becomes aware that a participating institution's score has moved below 1.0, OSRHE shall notify the institution that it is out of compliance with SARA policy. The institution shall have 90 days from the date of notice to provide verifiable documentation of a score above 1.0 calculated from its most recent audited financial statement. Verifiable documentation shall consist of documentation of a calculation of the score by the responsible federal agency or a certified, independent accountant acceptable to the OSRHE. OSRHE shall make the final determination whether the submitted documentation is sufficient to establish a score of 1.0 or above for purposes of SARA participation. The institution is prohibited to enroll any new students from the date of the notice to the date of OSRHE determination that the documentation is sufficient as described above. An institution that is unable to provide such documentation by the end of the 90-day period, or whose documentation is not sufficient as described above, shall be removed from SARA according to the procedures for Removal or Non-renewal of Participation found on the OSRHE State Authorization Reciprocity Agreement webpage.
- d. For institutions owned and controlled by a parent entity, the relevant score will be that of the parent entity, as identified by the USDE. Composite scores requirements are in the SARA Policy Manual.
- e. A participating institution that determines or is notified by an entity other than OSRHE that its composite score has changed to below 1.0 shall notify the OSRHE of the change within 30 calendar days of its determination or receipt of the notification, with any documentation related to the change in score.

Private institutions that do not participate in federal Title IV funding programs shall demonstrate financial stability by submitting a comparable composite score according to the requirements in the SARA Policy Manual.

### B. Participation

To maintain participation in SARA, institutions must maintain compliance with the standards and requirements provided in the institutional SARA application form and the SARA Policy Manual.

### C. Institutional Disclosure Requirements

## EXCERPT

SARA policy requires all participating institutions to provide certain disclosures directly to the OSRHE and others publicly on its website. Participating institutions shall follow the procedures for Disclosures found on the OSRHE State Authorization Reciprocity Agreement webpage.

### D. Catastrophic Events/Disaster Recovery

All SARA-participating institutions shall maintain a catastrophic event/disaster recovery plan. The plan shall be reviewed and updated on a defined periodic basis, for example, every two years. The institution shall provide a copy of the plan or a summary thereof to the OSRHE upon request.

The institution's catastrophic event/disaster recovery plan shall fulfill its accreditor's requirements, and provide the additional policies and procedures found on the OSRHE State Authorization Reciprocity Agreement webpage.

### C.E. Provisional Participation

Oklahoma institutions may be admitted to or renewed for SARA participation on provisional status or placed into provisional status consistent with subject to the requirements and limitations provisions described in the SARA Policy Manual. Additionally, institutions participating in SARA under provisional status will be subject to any additional oversight measures the OSRHE considers necessary to ensure SARA requirements are met regarding program quality, financial stability, and consumer protection.

### D.F. Non-Compliance

If a participating institution falls out of compliance with the participation requirements described above, OSRHE will take appropriate action. Appropriate action will depend on the extent and severity of the compliance issue and may include but is not limited to assisting the institution to regain full compliance, placing the institution on provisional status, or removing the institution from participation consistent with the requirements and provisions in the SARA Policy Manual.

### E.G. Removal from or Non-Renewal of Participation

SARA policy requires the OSRHE to remove from participation or not approve for renewal an institution if:

1. It fails to renew its participation under the terms of the SARA Policy Manual.
2. It fails to pay its annual fees as required in the SARA Policy Manual.
3. It loses or withdraws from institutional accreditation by a USDE-recognized accreditor.
4. Its federal financial responsibility composite score falls below 1.0.

An institution that has been removed from or not renewed for participation will receive written notification from OSRHE and shall follow the procedures for Removal from or Non-renewal of Participation found on the OSRHE State Authorization Reciprocity Agreement webpage. shall follow SARA policy regarding enrollment and teach-out of students under SARA.

The institution may reapply for participation when it has regained compliance with SARA policy, including eligibility requirements requirement for initial approval that are in effect at the time of its reapplication.

### F.H. Appeals

## EXCERPT

Institutions may appeal denial, non-renewal, or removal of SARA participation. Institutions that wish to submit an appeal shall follow procedures [to Appeal Removal or Non-renewal found on the OSRHE State Authorization Reciprocity Agreement webpage](#), found in the Academic Affairs Procedures Handbook.

### G.I. Post SARA Activity

Oklahoma SARA-participating institutions that have been removed from or non-renewed for SARA participation must meet non-SARA state requirements in states where any new students are admitted after removal or non-renewal.

### H.J. [SARA](#) Student Complaints

Students attending an institution under [through SARA who have a complaint about the institution's compliance with SARA policy may appeal the institution's final resolution of their complaint to the OSRHE. To do so, the student shall follow the procedures for Student Complaints found on the OSRHE State Authorization Reciprocity Agreement webpage](#), who wish to submit lodge a complaint against the institution must first pursue the complaint with the institution they are attending, including any appeals process, to the highest institutional administrative level available. If the student feels the institution has not adequately addressed the complaint at the conclusion of the institution's process, the student may proceed as follows:

#### 1. Oklahoma Students Attending an Out-of-State Institution

For complaints not resolved at the institutional level, the student should contact the SPE of the institution's home state and follow its student complaint procedures. A list of the SPE contacts for each SARA member state can be found on the [NC-SARA website](#).

#### 2. Out-of-State Students Attending an Oklahoma Institution

For complaints not resolved at the institutional level, the student should contact OSRHE by following the student complaint procedures that can be found on the SARA [Student Complaints](#) page of the OSRHE website.

### K. [Consumer Protection](#)

[SARA consumer protection provisions require OSRHE to investigate and resolve allegations of dishonest or fraudulent activity by Oklahoma SARA-participating institutions. Individuals wishing to report a consumer protection issue shall follow the procedures for consumer protection found on the OSRHE State Authorization Reciprocity Agreement webpage.](#)

### I.L. Courses and Programs Offered in Oklahoma by Out-of-State Institutions

Out-of-state, non-SARA participating institutions must be authorized by OSRHE to operate as a degree-granting institution in Oklahoma by any modality, including offering degree-related courses and programs by online-only distance education. See OSRHE policy section 3.1 Institutional Accreditation and State Authorization.

Meeting of the  
**OKLAHOMA STATE REGENTS FOR HIGHER EDUCATION**  
June 25, 2026

**AGENDA ITEM #10:**

**Intensive English Program.**

**SUBJECT:**

Possible action on request for approval of review schedule extension for Intensive English Program.

**RECOMMENDATION:**

**It is recommended that the State Regents approve an extension of the review schedule for the English as a Second Language (ESL) program at Tulsa Community College for one year.**

**BACKGROUND:**

English language centers have been reviewed through the State Regents' Intensive English Program Approval and Review policy since 1980 (formerly Policy Statement on Admissions of Students for Whom English is a Second Language). Beginning with the 1995 review, out-of-state evaluators with expertise in directing English as a Second Language programs have been hired to conduct the reviews.

In Fall 1996, an English Language Institute committee was convened to work with State Regents' staff to revise the policy to include standards for the centers and an approval process. This committee consisted of representatives from proprietary and institutionally-based English language centers. The State Regents approved this policy in April 1997. The policy was reviewed again and updated in 2009.

In response to federal legislation requiring accreditation status for Intensive English Programs (IEP) by December 2014, the policy was updated in 2012 to allow IEPs that have sought and obtained accreditation status from an accrediting body specializing in intensive English instruction recognized by the United States Department of Education (USDE) to use this accreditation status in lieu of a secondary visit by an evaluation team from the State Regents.

The approval process includes a self-study report and an external evaluation team visit. The evaluation team prepares a report of findings on each standard and recommends one of the following: (1) approval without qualification with reexamination in five years; (2) provisional approval with reexamination in one, two, three or four years; or (3) deny approval. The evaluators compare the self-study to the standards outlined in the policy and verify the information in the self-study with observations from the on-site visit, providing a written report with recommendations. The center's staff has the opportunity to provide a written response to the evaluators' report.

In December 2022, the Chancellor tasked State Regents' staff to conduct a thorough review of all State Regents' policies. The State Regents' Intensive English Program Approval and Review policy required an on-site evaluation facilitated by State Regents' staff and conducted by at least two qualified professionals with graduate credentials and expertise in intensive English programs. State Regents' staff concluded that

these evaluations were time-intensive and noted that the policy also permitted IEPs to seek accreditation from specialized accrediting agencies recognized by the U.S. Department of Education. As a result, the policy was revised to eliminate the on-site evaluation requirement and instead require IEPs to be accredited or actively pursuing accreditation through either the Commission on English Language Accreditation (CEA) or the Accrediting Council for Continuing Education and Training (ACCET). The State Regents approved these revisions at their September 7, 2023, meeting.

**POLICY ISSUES:**

This action is consistent with State Regents' Intensive English Program Approval and Review policy.

**ANALYSIS:**

At their June 26, 2025, meeting, the State Regents approved an extension through June 30, 2026, to allow adequate time for ESL at TCC to begin the accreditation process. The following is an update on the IEPs' progress towards accreditation:

- ESL at TCC reports they initially applied for ACCET accreditation but discovered that the accreditor was not an appropriate fit for a college or university IEP. They quickly exited ACCET's process and applied for accreditation through CEA. Their self-study review date changed from November 1, 2025, to July 1, 2026. ESL expects to have a site visit sometime during the Fall 2026 semester and the accreditation decision to be finalized in Spring 2027.

Due to the progress made toward accreditation and meeting policy requirements, State Regents' staff recommend extending the approval for ESL at TCC through June 30, 2027.

Meeting of the  
**OKLAHOMA STATE REGENTS FOR HIGHER EDUCATION**  
June 25, 2026

**AGENDA ITEM #11:**

**Temporary Assistance for Needy Families.**

**SUBJECT:**

Possible action on allocation of funds to Oklahoma institutions of higher education participating in the Temporary Assistance for Needy Families (TANF) Program pursuant to the contract with Oklahoma Human Services.

**RECOMMENDATION:**

**It is recommended that the State Regents approve the institutional TANF allocations in the amounts set forth herein pursuant to the contract between Oklahoma Human Services and the Oklahoma State Regents for Higher Education.**

**BACKGROUND:**

Since 1996 the Welfare Reform Act was legislated, employment training programs at the community colleges tailored for recipients of TANF had been operational through funding provided through a contract between the Oklahoma Human Services (OKDHS) and the Oklahoma State Regents for Higher Education (OSRHE). Ten community colleges had programs at 15 sites. There was also a TANF program at Oklahoma State University's (OSU) two technical branches, OSU Institute of Technology (OSUIT) and OSU-Oklahoma City (OSU-OKC).

Starting October 1, 2024, the Oklahoma State Regents for Higher Education and Oklahoma Human Services entered a new contract with a new scope of work. The new TANF design was necessary to align with:

- A shift in TANF team roles and population needs
- The reduction in adults receiving TANF emergency assistance payments
- The introduction of Work Ready Oklahoma (WRO)
- Supporting short-term training programs that lead to sustainable employment opportunities

With the new design, a minimum of one Education Navigator has been employed at each of the nine institutions of higher education: Carl Albert State College (CASC), Connors State College (CSC), Northern Oklahoma College-Enid (NOC), Oklahoma City Community College (OCCC), Oklahoma State University Institute of Technology, (OSUIT), Seminole State College (SSC), Tulsa Community College (TCC), Western Oklahoma State College (WOSC), and the University of Science and Arts of Oklahoma (USAO).

The Education Navigators provide statewide coverage for TANF and Work Ready Oklahoma clients, allowing qualified participants to enroll at a community college or university to complete education leading to employment. The amounts below reflect the funds allotted for fiscal year 2027.

**POLICY ISSUES:**

This action is consistent with the State Regents’ commitment to the enhancement of educational opportunities, and coordination and cooperation between State System institutions and other state agencies.

**ANALYSIS:**

A review of the TANF program continuation applications for FY27 by Oklahoma Human Services and Oklahoma State Regents’ staff resulted in the recommended amounts listed:

**INSTITUTIONAL ALLOCATIONS**

• Carl Albert State College	\$304,852
• Connors State College	\$243,728
• Northern Oklahoma College	\$253,421
• Oklahoma City Community College	\$301,315
• OSU-Institute of Technology	\$434,517
• Seminole State College	\$291,817
• Tulsa Community College	\$257,762
• University of Science and Arts of Oklahoma	\$199,362
• Western Oklahoma State College	\$228,501
<b>TOTAL Allocations</b>	<b>\$2,515,275</b>

Meeting of the  
**OKLAHOMA STATE REGENTS FOR HIGHER EDUCATION**  
June 25, 2026

**AGENDA ITEM #12-a:**

**Scholars for Excellence in Child Care.**

**SUBJECT:**

Possible action on contract renewal between Oklahoma Human Services and the Oklahoma State Regents for Higher Education to continue the Scholars for Excellence in Child Care program.

**RECOMMENDATION:**

**It is recommended that the State Regents approve the contract renewal for the Scholars for Excellence in Child Care in the amount of \$4,600,568.**

**BACKGROUND:**

Since June 2000, the Oklahoma State Regents for Higher Education (OSRHE) and Oklahoma Human Services (OKDHS) have contracted to fund the Scholars for Excellence in Child Care (SECC) program, to improve the quality of care children receive in licensed childcare facilities, increase teacher education levels, compensation, and improve retention. The annual contract allows community colleges to, among other things, offer specialized academic support programs and to recruit licensed childcare providers to encourage childcare professionals to further their education in the field of early childhood and child development.

Given the success of the Scholars program and the desire of OKDHS to continue to improve the quality of services available to childcare staff, the Director of OKDHS asked the Chancellor to broaden the State Regents' current scholarship offerings. Beginning Fall 2004, OSRHE assumed responsibility for administering and managing the scholarship program (formerly Teacher Education and Compensation Helps-TEACH) in conjunction with the Scholars program. Therefore, a contract between the two parties was entered into to provide funding for administering the scholarship program.

**POLICY ISSUES:**

This action is consistent with the State Regents' commitment to enhance educational opportunities, credential and degree completion, and encourage coordination and cooperation between the OSRHE, State System institutions and other state agencies.

**ANALYSIS:**

The Scholars program has achieved success since its inception. Through summer 2025, there have been approximately 445 childcare providers that, through taking courses at the community colleges, have obtained a Child Development Associate (CDA), a nationally recognized credential approximately 5,195 have earned a certificate of mastery and 1,569 an associate degree through the Scholars program initiative. There have been 1,046 childcare professionals who have obtained a Director's Certificate of Completion

awarded through the Scholars program. Sixty-Nine scholars have received a bachelor's degree through the bachelor's scholarship.

Since spring 2007, the inception of the Early Education Pathway to Your National Credential curriculum, area technology centers have offered online and classroom training to prepare students for the national CDA Credential. The Scholars program has provided a scholarship to assist students with the cost. Since June 2025, approximately 769 childcare providers in the state have obtained a national CDA Credential through the Scholars for Excellence in Child Care program.

The contract will continue through FY27.

Attachment.

**STATE OF OKLAHOMA  
DEPARTMENT OF HUMAN SERVICES  
THIRD RENEWAL AND FOURTH MODIFICATION OF CONTRACT**

This Renewal of the current contract PO# 8309026681 is entered into by and between the Oklahoma Human Services (OKDHS) and the Oklahoma State Regents for Higher Education (OSRHE).

WHEREAS, on or about July 1, 2023, OKDHS and the OSRHE entered into an agreement (“Agreement”) effective July 1, 2023 through June 30, 2024 whereby the OSRHE agreed to administer the Scholars for Excellence in Child Care (Scholars) program that allows scholar coordinators at twelve community colleges to recruit and assist eligible child care providers to pursue education toward a Child Development Associate (CDA), Certificate of Mastery, Director’s Certificate of Completion, and associate of arts or science in child development/early childhood education, or a bachelor’s degree;

WHEREAS, the Contract Term section of the Agreement provides that after the initial one-year period, the Agreement may be renewed for three one-year periods;

WHEREAS, the Modification section of the Agreement provides that any modifications or amendments to the Agreement shall be in writing and agreed to by both the OSRHE and the OKDHS;

WHEREAS, on or about December 7, 2023, OKDHS and OSRHE executed the first modification to the Agreement decreasing the Operations Budget amount of \$58,725 (Fifty-Eight Thousand Seven Hundred Twenty-Five Dollars) to \$52,051 (Fifty-Two Thousand Fifty-One Dollars) and increasing the Personnel Budget to \$195,918 (One Hundred Ninety-Five Thousand Nine Hundred Eighteen Dollars);

WHEREAS, on or about July 1, 2024, OKDHS and OSRHE executed the second modification of the Agreement. A revised budget of \$4,753,919 (Four Million Seven Hundred Fifty-Three Thousand Nine Hundred Nineteen Dollars) replaced the first modified budget and the provisions of a separate program contract were incorporated into the Agreement. The Agreement as modified was renewed for the first of three one-year renewal options effective July 1, 2024, through June 30, 2025;

WHEREAS, on or about July 1, 2025, OKDHS and OSRHE executed the second renewal and the third modification of the Agreement. A revised budget of \$4,759,045 (Four Million Seven Fifty-Nine Thousand Forty-Five Dollars) replaced the second modified budget and the provisions of a separate program contract were incorporated in the Agreement. The Agreement as modified was renewed for the second of three one-year renewal options effective July 1, 2025, through June 30, 2026;

WHEREAS, both parties desire to renew the Agreement for the third one-year period (effective July 1, 2026, through June 30, 2027) and modify the Agreement as set forth below;

NOW, THEREFORE, in consideration of the premises, the mutual covenants hereinafter contained, and other good and valuable considerations, the receipt and sufficiency of which are hereby acknowledged, the parties agree as follows:

I. Renewal

The contract amount for FY27 is not to exceed \$4,600,568 (Four Million Six Hundred Thousand Five Hundred Sixty-Eight Dollars). The FY27 Budget (Attachment A), the FY27 Program Guidelines for the Scholars for Excellence in Child Care program (Attachment B), and the FY27 Scholar Coordinator Program Plan (Attachment C) of the Agreement are hereby amended by removing the existing versions in their entirety and substituting them with the respective updated Attachments as incorporated herein.

This Agreement shall be renewed for the third of three (3) one-year renewal periods. This renewal period shall be in effect for a period beginning July 1, 2026, and ending June 30, 2027.

Except as expressly amended and modified by this Third Renewal and Fourth Modification, all provisions of the Agreement shall remain in full force and effect.

IN WITENESS WHEREOF, the parties have each caused this Third Renewal and Fourth Modification be executed as of the latter date written below as evidence by the signatures of their respective duly authorized officers.

Oklahoma Human Services

Oklahoma State Regents for Higher Education

By: \_\_\_\_\_

By: \_\_\_\_\_

OKDHS Official

Sean Burrage, Chancellor

Date: \_\_\_\_\_

Date: \_\_\_\_\_

Attachment A

FY27 Budget

Personnel Costs	\$431,313
Operating Costs	\$54,545
Indirect Cost Rate @ 13.175%	\$64,012
New World Support & Maintenance	\$90,089
New World Development	\$94,734
Scholarships	\$2,200,875
Institutional Allocations	\$1,665,000
TOTAL	\$4,600,568



Meeting of the  
**OKLAHOMA STATE REGENTS FOR HIGHER EDUCATION**  
June 25, 2026

**AGENDA ITEM #12-b:**

**Scholars for Excellence in Child Care.**

**SUBJECT:**

Possible action on allocation of funds to Oklahoma community colleges participating in the Scholars for Excellence in Child Care Program pursuant to the contract with Oklahoma Human Services.

**RECOMMENDATION:**

**It is recommended that the State Regents approve the community college Scholars for Excellence in Child Care Program FY27 allocations in the amounts set forth herein pursuant to the contract between Oklahoma Human Services and the Oklahoma State Regents for Higher Education**

**BACKGROUND:**

Since June 2000, the Oklahoma State Regents for Higher Education (OSRHE) and Oklahoma Human Services (OKDHS) have contracted to allow the State System community colleges to participate in the Scholars for Excellence in Child Care (SECC) program. Twelve community colleges and Oklahoma State University-Oklahoma City (OSU-OKC) have a Scholars program in place, of which twelve house a scholar coordinator with a program operating budget.

**POLICY ISSUES:**

This action is consistent with the State Regents' commitment to the enhancement of educational opportunities, as well as coordination/cooperation between State System institutions and other state agencies. No State Regents' policies are impacted by this action.

**ANALYSIS:**

A review of the community college Scholars program continuation applications by Oklahoma Human Services and State Regents' staff resulted in the following recommendations for FY27.

## INSTITUTIONAL ALLOCATIONS

• Carl Albert State College	\$171,706
• Connors State College	\$90,434
• Northern Oklahoma College	\$198,054
• Northeastern A&M College	\$94,444
• Murray State College	\$98,903
• Oklahoma City Community College	\$103,600
• Oklahoma State University-Oklahoma City	\$84,965
• Redlands Community College	\$111,304
• Seminole State College	\$92,358
• Tulsa Community College	\$268,757
• Western Oklahoma State College	\$111,519
<b>TOTAL ALLOCATIONS</b>	<b>\$1,579,377</b>

Meeting of the  
**OKLAHOMA STATE REGENTS FOR HIGHER EDUCATION**  
June 25, 2026

**AGENDA ITEM #13-a:**

**State Authorization.**

**SUBJECT:**

Possible action on request for approval of initial authorization of (non-exempt) private and out-of-state degree-granting institutions to operate in Oklahoma.

**RECOMMENDATION:**

**It is recommended that the State Regents approve the applications for initial authorization submitted by the private and out-of-state degree-granting institutions as described below.**

**BACKGROUND:**

On October 29, 2010, United States Department of Education (USDE) published final regulations that, as a condition of eligibility for federal financial aid, required higher education institutions to obtain authorization in each state in which they maintain a physical location and, effective in 2016, in each state in which they offer distance education according to that state's distance education authorization requirements. In response, the Oklahoma legislature created 70 O.S. §4103 to establish the Oklahoma State Regents for Higher Education (OSRHE) as Oklahoma's state authorization entity for non-exempt private and out-of-state public degree granting institutions operating in Oklahoma. Additionally, the State Regents approved revisions to the Institutional Accreditation policy (now titled Institutional Accreditation and State Authorization) to implement its new state authorization function for institutions operating in the state with a physical presence. However, neither 70 O.S. 4103 nor OSRHE policy addressed out-of-state institutions operating in Oklahoma by distance education.

In Spring 2023, Senator Ally Seifried introduced Senate Bill (SB) 550 to the 2023 Oklahoma legislative session to add consumer protection safeguards for Oklahoma students of all non-exempt private and out-of-state public institutions operating in Oklahoma. The legislation revised 70 O.S. § 4103 to require all non-exempt private and out-of-state public institutions to be authorized by the OSRHE to offer degree courses and programs to students in Oklahoma by distance education as well as through a physical location. The bill also required all non-exempt private and out-of-state public institutions pay an annual authorization fee to offset the administrative costs of authorization, and to make payments into a student tuition recovery fund to protect students from financial loss in the event of a sudden closure. Additionally, the legislation expanded the scope of OSRHE responsibilities and authority to ensure that all non-exempt private and out-of-state public institutions operating in Oklahoma meet the same standards of academic quality and fiscal responsibility required for institutions in the state system, and to deny, not renew, or revoke the authorization of institutions that do not. Finally, SB 550 directed the State Regents to promulgate rules to implement the new requirements. The administrative rules were promulgated in spring 2024 and became effective July 25 as OAC 610:10-1.

In Spring of 2024, Representatives Dana Prieto and David Bullard introduced House Bill (HB) 4050 to the 2024 Oklahoma legislative session that exempts from accreditation and OSRHE authorization degrees used solely for religious purposes within a religious organization and higher education institutions whose primary purpose is to provide religious training or theological education and which is exempt from taxation pursuant to the provisions of Section 501 (c) (3) of the Internal Revenue Code, 26 U.S.C., Section 501 (c) (3). The bill further required each degree title offered under the exemption provided in the bill to include a religious modifier to be placed on the degree, on the transcript, and wherever the title of the degree appears in official school documents or publications. Enacted as 70 O.S. §4104, the bill became effective July 1, 2024.

At their December 5, 2024 meeting, the State Regents approved changes to OSRHE 3.1, Institutional Accreditation and State Authorization, which authorized State Regents' staff to develop and implement procedures for the collection of the fees and student tuition recovery fund payments mandated by 70 O.S. §4103.

### **Authorization Fees**

All institutions that apply for authorization must pay a non-refundable application fee prior to the review of their application, for initial authorization and for each annual re-authorization. In addition, all institutions that are approved for authorization or annual re-authorization will be charged an authorization fee each year. An initial authorization fee is charged the first time an institution is approved for authorization, and the re-authorization is charged for every annual re-authorization. The fees that are now charged to each institution applying for authorization with this agenda item are listed below and will be used to support the costs to the OSRHE of providing state authorization.

- Application Fee: \$500
- Initial Authorization Fee: \$2,500
- Re-Authorization Fee: \$2,000
- Location Fee: \$1,000

### **Student Tuition Recovery Fund Payments**

Private (non-exempt) institutions that are approved for authorization are required to contribute to the student tuition recovery fund. All such institutions are charged the initial authorization payment the first year, regardless of whether they are currently authorized or currently operating in the state. These payments will be deposited into a revolving fund which will be used to reimburse tuition costs of Oklahoma students who suffer financial loss from the closure of the private institution they are attending. The student tuition recovery fund payments charged to authorized private institutions are listed below. Public and exempt institutions are not charged a STRF payment.

- Initial Authorization STRF Payment: \$2,500
- Re-Authorization STRF Payment: 0.25 percent (.025) of the institution's gross annual tuition from Oklahoma students or \$250, whichever is greater.

### **Currently Authorized Institutions**

Currently, 39 private and out-of-state institutions are authorized to operate in Oklahoma:

- Academy of Art University
- ATA College
- Baylor University
- Biola University
- California Coast University
- California Institute of Applied Technology
- Central Oklahoma College
- Chamberlain University
- Chicago School (The)
- Claremont Lincoln University
- Columbia College
- Embry Riddle Aeronautical University
- Evangel University Assemblies of God
- Golden Gate University
- Heavy Equipment Colleges of America
- John Brown University
- Los Angeles Film School
- Miller-Motte College
- National University
- Nelson University
- New York University
- Wichita State University

- Ottawa University
- Pepperdine University
- San Diego Global Knowledge University
- San Jose State University
- South University
- Southern California University of Health Sciences
- Southwestern Law School
- Spartan College of Aeronautics and Technology
- Strayer University
- Tulsa Welding School
- University of California Berkeley
- University of California Davis
- University of San Diego
- University of Saint Augustine for Health Sciences
- Upper Iowa University
- Walden University
- Westcliff University

**POLICY ISSUES:**

This action is consistent with the Institutional Accreditation and State Authorization policy.

**ANALYSIS:**

Implementation of SB 550 requires authorization for out-of-state institutions to offer online only distance education in Oklahoma, as a result of which institutions that have been offering online only programs in Oklahoma must now obtain authorization to continue doing so. By the application deadline for this meeting, State Regents’ staff received an application for initial authorization, accompanied by payment of the application fee, from the following institutions:

- Arizona College of Nursing

**Arizona College of Nursing**

Arizona College of Nursing (AZCN) currently offers a Bachelor of Nursing degree in Oklahoma through SARA, and it is applying for Oklahoma authorization to open a physical location where students will convene in a classroom-like setting to attend courses for college credit, either by a teacher in the room or by a teacher delivering instruction remotely. The site of the proposed location is anticipated to be determined and leased later this year and AZCN plans to open the location to students in 2028 with full accreditation and Oklahoma Board of Nursing approval.

AZCN’s main campus is located in Tempe, Arizona and it is a private, for-profit institution owned by Eduvision, Inc. The institution is accredited by the Accrediting Bureau of Health Education Schools, and its federal financial responsibility composite score<sup>1</sup> is 1.9.

- <sup>1</sup> For private and proprietary institutions that participate in Title IV funding programs, the USDE calculates and publishes an institutional Federal Financial Responsibility Composite (FFRC) Score each year, based on an institution's audited financial statement using a prescribed, publicly available method.

The FFRC score reflects the overall relative financial health of an institution along a scale from negative 1.0 to positive 3.0. A score greater than or equal to 1.5 indicates the institution is considered financially responsible. Schools with a score of less than 1.5 but greater than or equal to 1.0 are considered financially responsible but require additional oversight. These schools are subject to cash monitoring and other participation requirements.

A school with a score less than 1.0 is considered not financially responsible. However, a school with a score less than 1.0 may continue to participate in the Title IV programs under provisional certification. In addition, this lower score typically requires that the school be subject to cash monitoring requirements and post a letter of credit.

A non-Title IV institution that wishes to establish a score for state authorization purposes may have one calculated from its most recent audited financial statement by a certified public accountant using the USDE's prescribed method. Cash monitoring and other USDE Title IV participation requirements can bolster a low score are not available to these schools.

Meeting of the  
**OKLAHOMA STATE REGENTS FOR HIGHER EDUCATION**  
June 25, 2026

**AGENDA ITEM #13-b:**

**State Authorization.**

**SUBJECT:**

Possible action on request for approval of re-authorization of (non-exempt) private and out-of-state degree-granting institutions to operate in Oklahoma.

**RECOMMENDATION:**

**It is recommended that the State Regents approve the applications for re-authorization submitted by the private and out-of-state degree-granting institutions as described below.**

**BACKGROUND:**

On October 29, 2010, United States Department of Education (USDE) published final regulations that, as a condition of eligibility for federal financial aid, required higher education institutions to obtain authorization in each state in which they maintain a physical location and, effective in 2016, in each state in which they offer distance education according to that state's distance education authorization requirements. In response, the Oklahoma legislature created 70 O.S. §4103 to establish the Oklahoma State Regents for Higher Education (OSRHE) as Oklahoma's state authorization entity for non-exempt private and out-of-state public degree granting institutions operating in Oklahoma. Additionally, the State Regents approved revisions to the Institutional Accreditation policy (now titled Institutional Accreditation and State Authorization) to implement its new state authorization function for institutions operating in the state with a physical presence. However, neither 70 O.S. 4103 nor OSRHE policy addressed out-of-state institutions operating in Oklahoma by distance education.

In Spring 2023, Senator Ally Seifried introduced Senate Bill (SB) 550 to the 2023 Oklahoma legislative session to add consumer protection safeguards for Oklahoma students of all non-exempt private and out-of-state public institutions operating in Oklahoma. The legislation revised 70 O.S. § 4103 to require all non-exempt private and out-of-state public institutions to be authorized by the OSRHE to offer degree courses and programs to students in Oklahoma by distance education as well as through a physical location. The bill also required all non-exempt private and out-of-state public institutions pay an annual authorization fee to offset the administrative costs of authorization, and to make payments into a student tuition recovery fund to protect students from financial loss in the event of a sudden closure. Additionally, the legislation expanded the scope of OSRHE responsibilities and authority to ensure that all non-exempt private and out-of-state public institutions operating in Oklahoma meet the same standards of academic quality and fiscal responsibility required for institutions in the state system, and to deny, not renew, or revoke the authorization of institutions that do not. Finally, SB 550 directed the State Regents to promulgate rules to implement the new requirements. The administrative rules were promulgated in spring 2024 and became effective July 25 as OAC 610:10-1.

In Spring of 2024, Representatives Dana Prieto and David Bullard introduced House Bill (HB) 4050 to the 2024 Oklahoma legislative session that exempts from accreditation and OSRHE authorization degrees used solely for religious purposes within a religious organization and higher education institutions whose primary purpose is to provide religious training or theological education and which is exempt from taxation pursuant to the provisions of Section 501 (c) (3) of the Internal Revenue Code, 26 U.S.C., Section 501 (c) (3). The bill further required each degree title offered under the exemption provided in the bill to include a religious modifier to be placed on the degree, on the transcript, and wherever the title of the degree appears in official school documents or publications. Enacted as 70 O.S. §4104, the bill became effective July 1, 2024.

At their December 5, 2024 meeting, the State Regents approved changes to OSRHE 3.1, Institutional Accreditation and State Authorization, which authorized State Regents' staff to develop and implement procedures for the collection of the fees and student tuition recovery fund payments mandated by 70 O.S. §4103.

### **Authorization Fees**

All institutions that apply for authorization must pay a non-refundable application fee prior to the review of their application, for initial authorization and for each annual re-authorization. In addition, all institutions that are approved for authorization or annual re-authorization will be charged an authorization fee each year. An initial authorization fee is charged the first time an institution is approved for authorization, and the re-authorization is charged for every annual re-authorization. The fees that are now charged to each institution applying for authorization with this agenda item are listed below and will be used to support the costs to the OSRHE of providing state authorization.

- Application Fee: \$500
- Initial Authorization Fee: \$2,500
- Re-Authorization Fee: \$2,000
- Location Fee: \$1,000

### **Student Tuition Recovery Fund Payments**

Private (non-exempt) institutions that are approved for authorization are required to contribute to the student tuition recovery fund. All such institutions are charged the initial authorization payment the first year, regardless of whether they are currently authorized or currently operating in the state. These payments will be deposited into a revolving fund which will be used to reimburse tuition costs of Oklahoma students who suffer financial loss from the closure of the private institution they are attending. The student tuition recovery fund payments charged to authorized private institutions are listed below. Public and exempt institutions are not charged a STRF payment.

- Initial Authorization STRF Payment: \$2,500
- Re-Authorization STRF Payment: 0.25 percent (.025) of the institution's gross annual tuition from Oklahoma students or \$250, whichever is greater.

### **Currently Authorized Institutions**

Currently, 39 private and out-of-state institutions are authorized to operate in Oklahoma:

- |   |  |  |
|---|--|--|
| <ul style="list-style-type: none"><li>• Academy of Art University</li><li>• ATA College</li><li>• Baylor University</li></ul> |  | <ul style="list-style-type: none"><li>• Biola University</li><li>• California Institute of Applied Technology</li><li>• Central Oklahoma College</li></ul> |
|---|--|--|

- Chamberlain University
- Chicago School (The)
- Claremont Lincoln University
- Columbia College
- Embry Riddle Aeronautical University
- Evangel University Assemblies of God
- Golden Gate University
- Heavy Equipment Colleges of America
- John Brown University
- Los Angeles Film School
- Miller-Motte College
- National University
- Nelson University
- New York University
- Ottawa University
- Pepperdine University
- San Diego Global Knowledge University
- San Jose State University

- South University
- Southern California University of Health Sciences
- Southwestern Law School
- Spartan College of Aeronautics and Technology
- Strayer University
- Tulsa Welding School
- University of California Berkeley
- University of California Davis
- University of San Diego
- University of St. Augustine for Health Sciences
- Upper Iowa University
- Walden University
- Westcliff University
- Wichita State University

**POLICY ISSUES:**

This action is consistent with the Institutional Accreditation and State Authorization policy.

**ANALYSIS:**

By the application deadline for this meeting, State Regents’ staff received an application for re-authorization, accompanied by payment of the application fee, from the following institutions:

- Academy of Art University
- California Coast University
- Chicago School (The)
- Miller-Motte College
- Pepperdine University
- Strayer University
- University of California Berkeley
- University of California Davis
- Wichita State University

The information below summarizes these institutions’ Oklahoma program offerings and enrollment during the reporting period, the 2024-2025 academic year.

**Academy of Art University**

Academy of Art University’s main campus is located in San Francisco, California, and has no parent company. The institution is private for-profit, is accredited by the WASC Senior College and University Commission, and its Federal Financial Responsibility Composite Score<sup>1</sup> is 2.2.

**Degree Programs Offered in Oklahoma - Summary**

Program Level	Number of Programs	Students Enrolled	Credentials Awarded	Federal Financial Aid
Certificate Programs	0	0	0	0
Associate Programs	6	6	0	22
Bachelor’s Programs	15	28	4	12
Master’s Programs	8	59	6	6
Doctoral Programs	0	0	0	0
Other Degree Programs	0	0	0	0
Totals	29	43	5	36

**California Coast University**

California Coast University's main campus is located in Santa Ana, California, and has no parent company. The institution is private for-profit, is accredited by the Distance Education Accrediting Commission, and its Federal Financial Responsibility Composite Score<sup>1</sup> is 3.0.

**Degree Programs Offered in Oklahoma - Summary**

Program Level	Number of Programs	Students Enrolled	Credentials Awarded	Federal Financial Aid
Certificate Programs	17	0	0	0
Associate Programs	6	1	0	0
Bachelor's Programs	9	22	6	0
Master's Programs	10	1	1	0
Doctoral Programs	3	1	0	0
Other Degree Programs	0	0	0	0
Totals	45	25	7	0

**The Chicago School**

The Chicago School's main campus is located in Los Angeles, California, and has no parent company. The institution is private non-profit, is accredited by the WASC Senior College and University Commission, and its Federal Financial Responsibility Composite Score<sup>1</sup> is 3.0.

**Degree Programs Offered in Oklahoma - Summary**

Program Level	Number of Programs	Students Enrolled	Credentials Awarded	Federal Financial Aid
Certificate Programs	12	2	1	0
Associate Programs	0	0	0	0
Bachelor's Programs	4	5	1	4
Master's Programs	18	27	7	14
Doctoral Programs	10	4	0	2
Other Degree Programs	0	0	0	0
Totals	46	38	9	20

**Miller-Motte College**

Miller-Motte College's main campus is located in Chattanooga, Tennessee, and is owned by Lindenwood Education System. The institution is private non-profit, is accredited by the Accrediting Commission of Career Colleges and Schools, and its Federal Financial Responsibility Composite Score<sup>1</sup> is 1.5. Miller-Motte College operates a physical location in Tulsa where institutional staff provide support to online students and where students convene in a classroom-like setting to attend courses for college credit either by a teacher in the room or by a teacher delivering instruction remotely.

**Degree Programs Offered in Oklahoma - Summary**

Program Level	Number of Programs	Students Enrolled	Credentials Awarded	Federal Financial Aid
Certificate Programs	0	0	0	0
Associate Programs	1	314	249	310
Bachelor's Programs	0	0	0	0
Master's Programs	0	0	0	0

Program Level	Number of Programs	Students Enrolled	Credentials Awarded	Federal Financial Aid
Certificate Programs	0	0	0	0
Doctoral Programs	0	0	0	0
Other Degree Programs	0	0	0	0
Totals	1	314	249	310

### Pepperdine University

Pepperdine University's main campus is located in Malibu, California and has no parent company. The institution is private non-profit, is accredited by the WASC Senior College and University Commission, and its Federal Financial Responsibility Composite Score<sup>1</sup> is 3.0.

### Degree Programs Offered in Oklahoma - Summary

Program Level	Number of Programs	Students Enrolled	Credentials Awarded	Federal Financial Aid
Certificate Programs	0	0	0	0
Associate Programs	0	0	0	0
Bachelor's Programs	1	0	0	0
Master's Programs	14	12	3	8
Doctoral Programs	0	0	0	0
Other Degree Programs	0	0	0	0
Totals	15	12	3	8

### Strayer University

Strayer University's main campus is located in Washington, D.C., and it owned by Strategic Education, Inc. The institution is private for-profit, is accredited by the Middle States Commission on Higher Education, and its Federal Financial Responsibility Composite Score<sup>1</sup> is 2.4.

### Degree Programs Offered in Oklahoma - Summary

Program Level	Number of Programs	Students Enrolled	Credentials Awarded	Federal Financial Aid
Certificate Programs	0	0	0	0
Associate Programs	3	17	20	12
Bachelor's Programs	5	360	9	327
Master's Programs	4	8	2	7
Doctoral Programs	0	0	0	0
Other Degree Programs	0	0	0	0
Totals	12	385	31	346

### University of California, Berkeley

University of California, Berkeley's main campus is located in Berkeley, California, and is a public university accredited by the WASC Senior College and University Commission.

### Degree Programs Offered in Oklahoma - Summary

Program Level	Number of Programs	Students Enrolled	Credentials Awarded	Federal Financial Aid
Certificate Programs	0	0	0	0
Associate Programs	0	0	0	0
Bachelor's Programs	0	0	0	0
Master's Programs	5	2	1	2
Doctoral Programs	0	0	0	0
Other Degree Programs	0	0	0	0
Totals	5	2	1	2

### University of California, Davis

University of California, Davis's main campus is located in Davis, California, and is a public university accredited by the WASC Senior College and University Commission.

### Degree Programs Offered in Oklahoma - Summary

Program Level	Number of Programs	Students Enrolled	Credentials Awarded	Federal Financial Aid
Certificate Programs	0	0	0	0
Associate Programs	0	0	0	0
Bachelor's Programs	0	0	0	0
Master's Programs	2	0	0	0
Doctoral Programs	0	0	0	0
Other Degree Programs	0	0	0	0
Totals	2	0	0	0

### Wichita State University

Wichita State University's (WSU) main campus is located in Wichita, Kansas, and is a public university accredited by the Higher Learning Commission. WSU offered no degree programs in Oklahoma during the reporting period but did offer concurrent enrollment courses at the four Francis Tuttle Technology Center locations. WSU offered 14 courses in the subjects of Chemistry, Physics, Mathematics, Statistics, Biology, Media Arts, and Medical Laboratory Sciences. Of the 391 students who enrolled, 351 completed their course.

After reviewing the applications and required documentation, State Regents' staff determined that these institutions meet the authorization requirements established in the OSRHE Institutional Accreditation and State Authorization policy. Therefore, it is recommended that the State Regents approve these institutions' requests for authorization through the 2026-2027 academic year.

<sup>1</sup> For private and proprietary institutions that participate in Title IV funding programs, the USDE calculates and publishes an institutional Federal Financial Responsibility Composite (FFRC) Score each year, based on an institution's audited financial statement using a prescribed, publicly available method.

The FFRC score reflects the overall relative financial health of an institution along a scale from negative 1.0 to positive 3.0. A score greater than or equal to 1.5 indicates the institution is considered financially responsible. Schools with a score of less than 1.5 but greater than or equal to 1.0 are considered financially responsible but require additional oversight. These schools are subject to cash monitoring and other participation requirements.

A school with a score less than 1.0 is considered not financially responsible. However, a school with a score less than 1.0 may continue to participate in the Title IV programs under provisional certification. In addition, this lower score typically requires that the school be subject to cash monitoring requirements and post a letter of credit.

A non-Title IV institution that wishes to establish a score for state authorization purposes may have one calculated from its most recent audited financial statement by a certified public accountant using the USDE's prescribed method. Cash monitoring and other USDE Title IV participation requirements can bolster a low score are not available to these schools.



Meeting of the  
**OKLAHOMA STATE REGENTS FOR HIGHER EDUCATION**  
June 25, 2026

**AGENDA ITEM #14:**

**Budget Report and Revenue Update.**

**SUBJECT:**

Report on State budget and revenue.

*Oral Presentation.*



Meeting of the  
**OKLAHOMA STATE REGENTS FOR HIGHER EDUCATION**  
June 25, 2026

**AGENDA ITEM #15-a:**

**Tuition and Fees.**

**SUBJECT:**

Possible action on institutional requests for changes to academic services fees for Fiscal Year 2027.

**RECOMMENDATION:**

**It is recommended that the State Regents approve all institutional requests for changes to academic services fees for fiscal year 2027 as reported in the supplemental schedules.**

**BACKGROUND:**

**Constitutional and Statutory Provisions for the Coordination of Higher Education Tuition and Fees**

Article XIII-A of the Constitution of the State of Oklahoma establishes the Oklahoma State Regents for Higher Education as the coordinating board of control for all public institutions in The Oklahoma State System of Higher Education. Among others, specific powers enumerated include the power to prescribe and coordinate student fees and tuition within limits prescribed by the Legislature. The State Regents are authorized to 1) establish resident tuition and mandatory fees at levels less than the average rate charged at public institutions in the Big Twelve Conference for research universities and less than the average rate charged at peer institutions for regional universities and community colleges, 2) establish academic services fees, not to exceed the cost of the actual services provided, and 3) make a reasonable effort to increase need-based financial aid available to students proportionate to any increase in tuition, as well as annually report on tuition and fees.

State Regents' policy lists February 1 of each year as the deadline for submission of requests for changes in academic services fees to be charged the following academic year. Institutional requests for changes to academic services fees for Fiscal Year 2027 were posted at the State Regents' meeting held March 26, 2026. A public hearing was held April 16, 2026 at the State Regents' meeting for the purpose of receiving views and comments on the requested changes to academic services fees and the legislative limits for resident and nonresident tuition and mandatory fees.

**POLICY ISSUES:**

This item is consistent with the State Regents' policy and procedures relating to tuition and student fees.

**ANALYSIS:**

The supplemental schedule lists institutional requests for changes to academic services fees for Fiscal Year 2027. Institutions assess special fees for instruction and academic services as a condition of enrollment and as a condition of academic recognition for completion of prescribed courses. These fees are required for all

students receiving certain courses of instruction or academic services as designated by the institution. The requested changes to academic services fees for Fiscal Year 2027 are recommended for posting at this time. Institutions have provided justifications for requested increases in these fees, the total revenue to be collected from the fees, and the use of increased revenues.

Of the twenty-five public institutions in The State System, nineteen requested changes in academic services fees for Fiscal Year 2027 and six had no requests for changes in these fees. The institutions requested 35 changes in Special Instruction Fees, 22 changes in Facility/Equipment Utilization Fees, 41 changes in Testing/Clinical Services Fees, 81 changes in Classroom/Laboratory Supply and Material Fees, and 90 changes in various Other Special Fees. A total of 269 changes have been requested to academic services fees for Fiscal Year 2027, an increase of 28 requests when compared to FY26 requests. The fee requests consist of 98 new fees, 111 modifications to existing fees, and 60 deletions of current fees. The complete listing of requests for posting is attached.

It is recommended that the State Regents approve these institutional requests for changes to academic services fees for Fiscal Year 2027.

Meeting of the  
**OKLAHOMA STATE REGENTS FOR HIGHER EDUCATION**  
June 25, 2026

**AGENDA ITEM #15-b:**

**Tuition and Fees.**

**SUBJECT:**

Possible action on FY27 tuition and mandatory fees.

**RECOMMENDATION:**

**It is recommended that the State Regents approve the institutional tuition and mandatory fee requests for resident and nonresident undergraduate, graduate, and professional programs and for guaranteed tuition rates for FY27 as reported on the attached schedules.**

**BACKGROUND:**

Constitutional and Statutory Provisions for the Coordination of Higher Education Tuition and Fees

Article XIII-A of the Constitution of the State of Oklahoma establishes the Oklahoma State Regents for Higher Education as the coordinating board of control for all public institutions in The Oklahoma State System of Higher Education. Among others, specific powers enumerated include the power to prescribe and coordinate student fees and tuition within limits prescribed by the Legislature. The State Regents are authorized to 1) establish resident tuition and mandatory fees at levels less than the average rate charged at public institutions in the Big Twelve Conference for research universities, and less than the average rate charged at peer institutions for regional universities and community colleges, 2) establish academic services fees, not to exceed the cost of the actual services provided, and 3) make a reasonable effort to increase need-based financial aid available to students proportionate to any increase in tuition.

During the 2007 legislative session, the Oklahoma Legislature passed House Bill No. 2103 authorizing the establishment of a guaranteed tuition rate for first-time, full-time resident students beginning with the 2008-09 academic year. The law was amended during the 2008 legislative session by House Bill No. 3397 which removed community colleges from this requirement. Institutions providing four-year programs must establish undergraduate resident guaranteed tuition rates which shall not exceed 115 percent of their nonguaranteed undergraduate resident tuition rate. These rates will be guaranteed for four years, or the normal time-to-completion period of the program, as determined by the institution, if greater than four years. Resident students have the option to participate in the guaranteed tuition rate program at the time of initial enrollment and must subsequently maintain full-time enrollment during the fall and spring semesters. Mandatory fees are required in addition to guaranteed tuition.

An analysis of tuition and fees charged at public institutions in the Big Twelve Conference, like-type public institutions in surrounding and other states, public community colleges receiving no local tax funding in surrounding and other states, and for professional programs was conducted for each respective tier and for professional programs for use in establishing nonguaranteed tuition and mandatory fee rates. The University of Central Oklahoma, in recognition of its status as a regional urban university, has its own regional peer

group, as well as the University of Science and Arts of Oklahoma, in recognition of its status as the state's premier regional liberal arts college. The FY27 Legislative Peer Limits for Tuition and Mandatory Fees schedule reflects the results of the analysis. These statutory limits were posted at the State Regents' meeting on March 26, 2026, and a public hearing was held on April 16, 2026, for the purpose of receiving views and comments and to comply with policy and statute. Institutions and governing boards submitted their requested increases for tuition and mandatory fees in June, after the higher education appropriation was determined and the legislative session concluded.

#### **POLICY ISSUES:**

This item is consistent with the policy and procedures relating to tuition and student fees.

#### **ANALYSIS:**

- The average percentage increase for undergraduate resident tuition and mandatory fees is 2.2%.
- Resident undergraduate tuition and mandatory fees were held flat at nine institutions.
- The average dollar increase for a full-time undergraduate resident student is \$147.58 for thirty credit hours.
- The average per credit hour increase for an undergraduate resident student is \$4.92.
- The largest resident undergraduate percentage increases are 4.7% (\$14.60/per credit hour) at Oklahoma State University and 4.1% (\$11.00/per credit hour) at Rogers State University.

#### **FY27 TUITION AND MANDATORY FEE REQUESTS**

The attached listing details each institution's resident and nonresident undergraduate, graduate, and professional programs' tuition and mandatory fee requests and their requests for undergraduate resident guaranteed tuition rates for FY27.

The overall system-wide average increase in undergraduate tuition and mandatory fees for resident students is 2.2% and for nonresident students the increase is 4.8%. The average increase for undergraduate mandatory fees alone is 1.4%.

#### ***Research Universities***

Average percentage change at main campus programs will not exceed

- 3.8% (\$371.25) for undergraduate resident tuition and mandatory fees
- 3.8% (\$1,018.50) for undergraduate nonresident tuition and mandatory fees
- 3.8% (\$349.80) for graduate resident tuition and mandatory fees
- 3.8% (\$975.60) for graduate nonresident tuition and mandatory fee

#### ***University of Oklahoma***

At the University of Oklahoma, undergraduate resident tuition and mandatory fees will increase \$304.50 (3.0%) for the cost of 30 credit hours. Undergraduate nonresident tuition and mandatory fees will increase \$862.50 (3.0%) for the cost of 30 credit hours.

OU Flat-Rate Tuition University of Oklahoma has implemented the flat-rate tuition and mandatory fees since fall 2013 based on a 15-credit hour semester rate for all full-time undergraduate students carrying between 12 and 21 credit hours per semester at OU Norman campus.

At the University of Oklahoma, graduate resident tuition and mandatory fees will increase \$288.00 (3.0%) for the cost of 24 credit hours. Graduate nonresident tuition and mandatory fees will increase \$804.00 (3.0%) for the cost of 24 credit hours.

#### *Oklahoma State University*

At the Oklahoma State University, undergraduate resident tuition and mandatory fees will increase \$438.00 (4.7%) for the cost of 30 credit hours. Undergraduate nonresident tuition and mandatory fees will increase 1,174.50 (4.7%) for the cost of 30 credit hours.

OSU Flat-Rate Tuition Oklahoma State University has implemented the flat-rate tuition and mandatory fees since fall 2014 based on a 15-credit hour semester rate for all full-time undergraduate students enrolled between 12 and 18 credit hours per semester at OSU Stillwater campus and Tulsa campus.

At Oklahoma State University, graduate resident tuition and mandatory fees will increase \$411.60 (4.7%) for the cost of 24 credit hours. Graduate nonresident tuition and mandatory fees will increase \$1,174.20 (4.7%) for the cost of 24 credit hours.

#### *OU & OSU Constituent Agencies*

Undergraduate resident tuition and mandatory fees at the constituent agencies will be increased by \$487.50 (6.0%) at OU Health Sciences Center. Rates at OSU-OKC and OSU-IT will increase by \$228.00 and \$247.50 respectively (4.8%). Undergraduate nonresident tuition and mandatory fees will increase by 6.0% at OU Health Sciences Center, or \$1,590 for 30 credit hours. OSU-OKC and OSU-IT will increase by \$228.00 (1.9%) and \$274.50 (2.4%).

Graduate resident tuition and mandatory fees at the constituent agencies will increase by \$447.60 (5.9%) at OU-HSC. OSU Center for Health Sciences will increase by \$309.44 (4.7%). Graduate nonresident tuition and mandatory fees at OU-HSC will be increased by \$1408.8.80 (6.0%) while OSU Center for Health Science will increase by \$746.48 (4.7%).

#### *Regional Institutions*

Average percentage change at main campus programs will not exceed

- 2.8% (\$226.05) for undergraduate resident tuition and mandatory fees
- 8.1% (\$1,318.16) for undergraduate nonresident tuition and mandatory fees
- 4.8% (\$363.59) for graduate resident tuition and mandatory fees
- 8.9% (\$1,329.80) for graduate nonresident tuition and mandatory fees

Undergraduate resident tuition and mandatory fee requests for regional institutions range from remaining flat to an increase of 4.1%, an increase ranging from \$0.00 to \$330.00 for the cost of 30 credit hours. Undergraduate nonresident tuition and mandatory fees will range from remaining flat to an increase of 121.9%, an increase ranging from \$0.00 to \$10,072.80 for the cost of 30 credit hours.

Graduate resident tuition and mandatory fee requests for regional institutions range from remaining flat to an increase of 14.1%, an increase ranging from \$0.00 to \$912.00 for the cost of 24 credit hours. Graduate nonresident tuition and mandatory fees will range from remaining flat to an increase of 101.7%, an increase ranging from \$0.00 to \$8,100.00 for the cost of 24 credit hours.

Langston University Flat-Rate Tuition Langston University has implemented the flat-rate tuition and mandatory fees since fall 2014 based on a 15-credit hour semester rate for all full-time undergraduate students enrolled between 12 and 18 credit hours per semester at Langston main campus, Oklahoma City and Tulsa campuses.

USAO Flat-Rate Tuition University of Science and Arts of Oklahoma has implemented the flat-rate tuition and mandatory fees since fall 2014 based on a 15-credit hour semester rate for all full-time undergraduate students enrolled between 12 and 18 credit hours per semester.

At the University of Central Oklahoma, undergraduate resident tuition and mandatory fee increases for Nursing Program, CBA Program, Language Pathology Program, and Professional Teacher Education Program range from 2.8% to 3.4%, an increase ranging from \$263.92 to \$312.22 for the cost of 30 credit hours. Undergraduate nonresident tuition and mandatory fee increases for Nursing Program, CBA Program, Language Pathology Program, and Professional Teacher Education Program range from 3.2% to 3.5%, an increase ranging from \$644.96 to \$693.26 for the cost of 30 credit hours. Graduate resident tuition and mandatory fees increases for the MBA, Business Analytics, Business Finance, and Language Pathology Programs range from 3.1% to 3.5%, a range of \$324.90 and \$399.39 for 24 credit hours. Graduate nonresident tuition and mandatory fee increases for the MBA, Business Analytics, Business Finance, and Language Pathology Programs range from 3.3% to 3.5%, a range of \$675.18 to \$749.67 for 24 credit hours.

The Northeastern State University's Nursing and Medical Lab Science online programs will increase tuition and mandatory fees for both resident and nonresident students by 3.7%, an increase of \$300.00 for the cost of 30 credit hours.

At Cameron University, the graduate resident and graduate nonresident differential tuition rates for the Online MBA and Online MSOL Programs will remain flat.

The Adult Degree Completion Program will continue to be offered by Cameron University, East Central University, Langston University, Northeastern State University, Northwestern Oklahoma State University, Rogers State University, Southeastern Oklahoma State University, Southwestern Oklahoma State University, and the University of Central Oklahoma. Resident tuition will increase 3.3% with an increase of \$291.60 for full time students. Nonresident tuition will increase 3.3% with an increase of \$634.80 for full time students. As previously established, no mandatory fees will be charged to students in addition to the tuition.

### ***Community Colleges***

Average percentage change at main campus programs will not exceed:

- 0.8% (\$38.36) for undergraduate resident tuition and mandatory fees
- 0.5% (\$50.86) for undergraduate nonresident tuition and mandatory fees

Undergraduate resident tuition and mandatory fees at community colleges will range from remaining flat to an increase of 0.8%. Eight community colleges are keeping rates flat for both resident and non-resident students for FY27.

### ***Professional Programs***

Average percentage change at main campuses will not exceed:

- 8.6% (\$1,279.26) for professional program resident tuition and mandatory fees

- 7.0% (\$1,961.63) for professional program nonresident tuition and mandatory fees

Resident tuition and mandatory fee increases for professional programs range from 0.0% to 16.2%, ranging from \$0.00 at OUHSC MSN Online to \$3,735 at the NSU Optometry Program. Changes in nonresident tuition and mandatory fees for professional programs range from 0.0% to 81.7%, a change ranging from \$0.00 to \$11,177.28 for the academic year.

***Guaranteed Tuition***

Undergraduate resident guaranteed tuition rates at institutions offering four-year degree programs shall not exceed 115 percent of the institution’s nonguaranteed resident tuition rate. These rates will be guaranteed for four years, or the normal time-to-completion period of the program, as determined by the institution, if greater than four years. Resident students will have the option to participate in the guaranteed tuition rate program at the time of initial enrollment and must subsequently maintain full-time (30 credit hours) enrollment during the fall and spring semesters. Guaranteed tuition rates at four-year institutions range from \$11,313.00 at the University of Oklahoma to \$7,890.00 at Cameron University. Among “Other” programs at four-year institutions, guaranteed tuition ranges from \$5,626.00 at OSU-OKC to \$9,504 for the OU Health Sciences Center.

***Compliance with Legislative Limits***

All institutions are in compliance with the statutory requirement to remain less than the combined average of tuition and mandatory fees of their respective legislative peer limits for both resident and nonresident undergraduate, graduate, and professional programs. All institutions offering four-year programs are also in compliance with the statutory requirement that guaranteed tuition rates not exceed 115 percent of their respective nonguaranteed resident tuition rate. It is recommended that the State Regents approve these institutional tuition and mandatory fee requests for FY27 resident and nonresident undergraduate, graduate, and professional programs and for FY27 undergraduate resident guaranteed tuition.

Attachments

- List of Schedules:
- I — FY27 Rates and Legislative Limits Comparison
  - II — FY27 and FY26 Tuition & Mandatory Fees Comparison
  - III — FY27 Undergraduate Tuition and Mandatory Fees
  - IV — FY27 Graduate Tuition and Mandatory Fees
  - V — FY27 Professional Tuition and Mandatory Fees
  - VI — FY27 Guaranteed Tuition per Credit Hour & Full-Time
  - VII — FY27 Guaranteed Tuition and Legislative Limit Comparison
  - VIII — FY27 Guaranteed Tuition Rates
  - IX — FY27 and FY26 Guaranteed Tuition & Mandatory Fees Comparison

<b>Comparison with Legislative Limits</b>				
<b>FY27 Undergraduate Resident Tuition and Mandatory Fees</b>				
<b>Institution</b>	<b>FY27 Per Credit Hour Rates</b>	<b>FY27 Cost for 30 Credit Hours</b>	<b>FY27 Legislative Limit</b>	<b>FY27 Request as % of Legislative Limit</b>
<b>RESEARCH UNIVERSITIES</b>				
University of Oklahoma	\$349.50	\$10,485.00	\$13,824.00	75.8%
Oklahoma State University & Tulsa	\$322.70	\$9,681.00	\$13,824.00	70.0%
<i>Research University Average</i>	<i>\$336.10</i>	<i>\$10,083.00</i>	<i>\$13,824.00</i>	<i>72.9%</i>
<b>REGIONAL UNIVERSITIES</b>				
University of Central Oklahoma	\$311.86	\$9,355.72	\$9,814.00	95.3%
East Central University	\$285.40	\$8,562.00	\$9,797.00	87.4%
Northeastern State University	\$278.00	\$8,340.00	\$9,797.00	85.1%
Northwestern Oklahoma State University	\$262.75	\$7,882.50	\$9,797.00	80.5%
Rogers State University	\$280.00	\$8,400.00	\$9,797.00	85.7%
Southeastern Oklahoma State University	\$269.00	\$8,070.00	\$9,797.00	82.4%
Southwestern Oklahoma State University	\$281.20	\$8,436.00	\$9,797.00	86.1%
Cameron University	\$236.50	\$7,095.00	\$9,797.00	72.4%
Langston University, Main Campus	\$245.06	\$7,351.78	\$9,797.00	75.0%
Oklahoma Panhandle State University	\$297.32	\$8,919.50	\$9,797.00	91.0%
University of Science & Arts of Oklahoma	\$283.00	\$8,490.00	\$13,222.00	64.2%
<i>Regional University Average</i>	<i>\$275.46</i>	<i>\$8,263.86</i>	<i>\$10,109.91</i>	<i>81.7%</i>
<b>COMMUNITY COLLEGES</b>				
Carl Albert State College	\$146.00	\$4,380.00	\$7,768.00	56.4%
Connors State College	\$164.00	\$4,920.00	\$7,768.00	63.3%
Eastern Oklahoma State College	\$158.90	\$4,767.00	\$7,768.00	61.4%
Murray State College	\$188.25	\$5,647.50	\$7,768.00	72.7%
Northeastern Oklahoma A&M College	\$178.75	\$5,362.50	\$7,768.00	69.0%
Northern Oklahoma College	\$159.70	\$4,791.00	\$7,768.00	61.7%
Oklahoma City Community College	\$146.06	\$4,381.80	\$7,768.00	56.4%
Redlands Community College	\$178.51	\$5,355.20	\$7,768.00	68.9%
Rose State College	\$175.74	\$5,272.24	\$7,768.00	67.9%
Seminole State College	\$166.00	\$4,980.00	\$7,768.00	64.1%
Tulsa Community College	\$146.33	\$4,390.00	\$7,768.00	56.5%
Western Oklahoma State College	\$165.77	\$4,973.00	\$7,768.00	64.0%
<i>Community College Average</i>	<i>\$164.50</i>	<i>\$4,935.02</i>	<i>\$7,768.00</i>	<i>63.5%</i>
<i>Main Campus Average</i>	<i>\$227.05</i>	<i>\$6,811.55</i>	<i>\$9,282.92</i>	<i>73.4%</i>

<b>Comparison with Legislative Limits</b>				
<b>FY27 Undergraduate Nonresident Tuition and Mandatory Fees</b>				
<b>Institution</b>	<b>FY27 Per Credit Hour Rates</b>	<b>FY27 Cost for 30 Credit Hours</b>	<b>FY27 Legislative Limit</b>	<b>FY27 Request as % of Legislative Limit</b>
<b>RESEARCH UNIVERSITIES</b>				
University of Oklahoma	\$972.10	\$29,163.00	\$38,211.00	76.3%
Oklahoma State University & Tulsa	\$864.60	\$25,938.00	\$38,211.00	67.9%
<i>Research University Average</i>	<i>\$918.35</i>	<i>\$27,550.50</i>	<i>\$38,211.00</i>	<i>72.1%</i>
<b>REGIONAL UNIVERSITIES</b>				
University of Central Oklahoma	\$687.46	\$20,623.76	\$23,626.00	87.3%
East Central University	\$633.40	\$19,002.00	\$20,460.00	92.9%
Northeastern State University	\$612.25	\$18,367.50	\$20,460.00	89.8%
Northwestern Oklahoma State University	\$507.75	\$15,232.50	\$20,460.00	74.5%
Rogers State University	\$569.00	\$17,070.00	\$20,460.00	83.4%
Southeastern Oklahoma State University	\$595.00	\$17,850.00	\$20,460.00	87.2%
Southwestern Oklahoma State University	\$611.20	\$18,336.00	\$20,460.00	89.6%
Cameron University	\$550.50	\$16,515.00	\$20,460.00	80.7%
Langston University, Main Campus	\$519.24	\$15,577.18	\$20,460.00	76.1%
Oklahoma Panhandle State University	\$501.62	\$15,048.50	\$20,460.00	73.6%
University of Science & Arts of Oklahoma	\$649.00	\$19,470.00	\$26,958.00	72.2%
<i>Regional University Average</i>	<i>\$585.13</i>	<i>\$17,553.86</i>	<i>\$21,338.55</i>	<i>82.3%</i>
<b>COMMUNITY COLLEGES</b>				
Carl Albert State College	\$303.25	\$9,097.50	\$13,156.00	69.2%
Connors State College	\$324.76	\$9,742.80	\$13,156.00	74.1%
Eastern Oklahoma State College	\$279.46	\$8,383.80	\$13,156.00	63.7%
Murray State College	\$349.25	\$10,477.50	\$13,156.00	79.6%
Northeastern Oklahoma A&M College	\$383.75	\$11,512.50	\$13,156.00	87.5%
Northern Oklahoma College	\$385.20	\$11,556.00	\$13,156.00	87.8%
Oklahoma City Community College	\$337.76	\$10,132.80	\$13,156.00	77.0%
Redlands Community College	\$264.02	\$7,920.50	\$13,156.00	60.2%
Rose State College	\$388.29	\$11,648.74	\$13,156.00	88.5%
Seminole State College	\$377.00	\$11,310.00	\$13,156.00	86.0%
Tulsa Community College	\$371.33	\$11,140.00	\$13,156.00	84.7%
Western Oklahoma State College	\$334.27	\$10,028.00	\$13,156.00	76.2%
<i>Community College Average</i>	<i>\$341.53</i>	<i>\$10,245.85</i>	<i>\$13,156.00</i>	<i>77.9%</i>
<i>Main Campus Average</i>	<i>\$494.86</i>	<i>\$14,845.74</i>	<i>\$18,760.72</i>	<i>79.1%</i>

<b>Comparison with Legislative Limits</b>				
<b>FY27 Graduate Resident Tuition and Mandatory Fees</b>				
<b>Institution</b>	<b>FY27 Per Credit Hour Rates</b>	<b>FY27 Cost for 24 Credit Hours</b>	<b>FY27 Legislative Limit</b>	<b>FY27 Request as % of Legislative Limit</b>
<b>RESEARCH UNIVERSITIES</b>				
University of Oklahoma	\$413.20	\$9,916.80	\$13,174.00	75.3%
Oklahoma State University & Tulsa	\$378.50	\$9,084.00	\$13,174.00	69.0%
<i>Research University Average</i>	<i>\$395.85</i>	<i>\$9,500.40</i>	<i>\$13,174.00</i>	<i>72.1%</i>
<b>REGIONAL UNIVERSITIES</b>				
University of Central Oklahoma	\$394.95	\$9,478.74	\$11,791.00	80.4%
East Central University	\$357.55	\$8,581.20	\$10,360.00	82.8%
Northeastern State University	\$342.50	\$8,220.00	\$10,360.00	79.3%
Northwestern Oklahoma State University	\$314.50	\$7,548.00	\$10,360.00	72.9%
Rogers State University	\$307.00	\$7,368.00	\$10,360.00	71.1%
Southeastern Oklahoma State University	\$328.00	\$7,872.00	\$10,360.00	76.0%
Southwestern Oklahoma State University	\$339.20	\$8,140.80	\$10,360.00	78.6%
Cameron University	\$279.00	\$6,696.00	\$10,360.00	64.6%
Langston University, Main Campus	\$298.08	\$7,153.82	\$10,360.00	69.1%
OK Panhandle State University	\$353.93	\$8,494.40	\$10,360.00	82.0%
<i>Regional University Average</i>	<i>\$331.47</i>	<i>\$7,955.30</i>	<i>\$10,503.10</i>	<i>75.7%</i>
<i>Main Campus Average</i>	<i>\$342.20</i>	<i>\$8,212.81</i>	<i>\$10,948.25</i>	<i>75.0%</i>

<b>Comparison with Legislative Limits</b>				
<b>FY27 Graduate Nonresident Tuition and Mandatory Fees</b>				
<b>Institution</b>	<b>FY27 Per Credit Hour Rates</b>	<b>FY27 Cost for 24 Credit Hours</b>	<b>FY27 Legislative Limit</b>	<b>FY27 Request as % of Legislative Limit</b>
<b>RESEARCH UNIVERSITIES</b>				
University of Oklahoma	\$1,153.70	\$27,688.80	\$30,753.00	90.0%
Oklahoma State University & Tulsa	\$1,055.10	\$25,322.40	\$30,753.00	82.3%
<i>Research University Average</i>	<i>\$1,104.40</i>	<i>\$26,505.60</i>	<i>\$30,753.00</i>	<i>86.2%</i>
<b>REGIONAL UNIVERSITIES</b>				
University of Central Oklahoma	\$826.54	\$19,837.02	\$23,506.00	84.4%
East Central University	\$731.55	\$17,557.20	\$17,935.00	97.9%
Northeastern State University	\$707.75	\$16,986.00	\$17,935.00	94.7%
Northwestern Oklahoma State University	\$599.50	\$14,388.00	\$17,935.00	80.2%
Rogers State University	\$596.00	\$14,304.00	\$17,935.00	79.8%
Southeastern Oklahoma State University	\$718.00	\$17,232.00	\$17,935.00	96.1%
Southwestern Oklahoma State University	\$669.20	\$16,060.80	\$17,935.00	89.6%
Cameron University	\$652.00	\$15,648.00	\$17,935.00	87.2%
Langston University, Main Campus	\$611.80	\$14,683.10	\$17,935.00	81.9%
OK Panhandle State University	\$658.93	\$15,814.40	\$17,935.00	88.2%
<i>Regional University Average</i>	<i>\$677.13</i>	<i>\$16,251.05</i>	<i>\$18,492.10</i>	<i>87.9%</i>
<i>Main Campus Average</i>	<i>\$748.34</i>	<i>\$17,960.14</i>	<i>\$20,535.58</i>	<i>87.5%</i>

<b>Comparison with Legislative Limits</b>				
<b>FY27 Professional Resident Tuition and Mandatory Fees</b>				
<b>Institution</b>	<b>FY27 Per Credit Hour Rates</b>	<b>FY27 Cost for Academic Year</b>	<b>FY27 Legislative Limit</b>	<b>FY27 Request as % of Legislative Limit</b>
OU College of Law, Juris Doctor	\$823.27	\$24,698.00	\$31,641.00	78.1%
OU College of Law, Masters (LL.M., MLS)	\$801.89	\$19,245.40	\$31,641.00	60.8%
OUHSC Doctor of Medicine	\$1,424.27	\$34,182.50	\$38,506.00	88.8%
OUHSC Doctor of Dental Science	\$1,601.52	\$38,436.50	\$44,798.00	85.8%
OUHSC Physician's Associate	\$814.19	\$19,540.50	\$21,830.00	89.5%
OUHSC Doctor of Pharmacy	\$876.65	\$21,039.50	\$25,252.00	83.3%
OUHSC Doctor of Physical Therapy	\$664.98	\$15,959.50	\$21,586.00	73.9%
OUHSC Doctor of Audiology	\$554.69	\$13,312.50	\$16,076.00	82.8%
OUHSC Public Health	\$397.00	\$9,528.00	\$13,261.00	71.8%
OUHSC Doctor of Nursing Practice	\$556.53	\$13,356.60	\$14,620.00	91.4%
OUHSC Master of Science in Nursing	\$353.58	\$8,485.80	\$14,403.00	58.9%
OSUCHS Osteopathic Medicine	\$1,238.43	\$29,722.22	\$43,799.00	67.9%
OSU Veterinary Medicine	\$652.38	\$24,790.60	\$32,242.00	76.9%
NSU Optometry Program	\$956.32	\$26,777.00	\$35,938.00	74.5%
NWOSU Doctor of Nursing Practice	\$440.00	\$10,560.00	\$17,888.00	59.0%
SWOSU Master of Science in Nursing	\$425.20	\$10,204.80	\$22,923.00	44.5%
SWOSU Doctor of Pharmacy	\$775.20	\$24,806.30	\$27,082.00	91.6%
LU Doctor of Physical Therapy	\$340.62	\$14,987.44	\$21,586.00	69.4%
UCO Doctor of Forensic Science	\$394.95	\$7,109.06	\$9,790.00	72.6%
ECU Doctor of Rural Education	\$373.55	\$8,965.20	\$13,824.00	64.9%

<b>Comparison with Legislative Limits</b>				
<b>FY27 Professional Nonresident Tuition and Mandatory Fees</b>				
<b>Institution</b>	<b>FY27 Per Credit Hour Rates</b>	<b>FY27 Cost for Academic Year</b>	<b>FY27 Legislative Limit</b>	<b>FY27 Request as % of Legislative Limit</b>
OU College of Law, Juris Doctor	\$1,347.47	\$40,424.00	\$43,442.00	93.1%
OU College of Law, Masters (LL.M., MLS)	\$1,326.09	\$31,826.20	\$43,442.00	73.3%
OUHSC Doctor of Medicine	\$2,850.85	\$68,420.50	\$69,375.00	98.6%
OUHSC Doctor of Dental Science	\$3,379.35	\$81,104.50	\$83,346.00	97.3%
OUHSC Physician's Associate	\$1,634.94	\$39,238.50	\$43,718.00	89.8%
OUHSC Doctor of Pharmacy	\$1,751.56	\$42,037.50	\$43,563.00	96.5%
OUHSC Doctor of Physical Therapy	\$1,459.90	\$35,037.50	\$42,812.00	81.8%
OUHSC Doctor of Audiology	\$1,269.69	\$30,472.50	\$34,502.00	88.3%
OUHSC Public Health	\$949.64	\$22,791.30	\$26,783.00	85.1%
OUHSC Doctor of Nursing Practice	\$1,190.69	\$28,576.50	\$29,012.00	98.5%
OUHSC Master of Science in Nursing	\$938.01	\$22,512.30	\$29,959.00	75.1%
OSUCHS Osteopathic Medicine	\$2,438.43	\$58,522.22	\$73,999.00	79.1%
OSUCHS Physicians Assistant	\$1,343.51	\$32,244.22	\$34,624.00	93.1%
OSU Veterinary Medicine	\$1,378.70	\$52,390.60	\$63,670.00	82.3%
NSU Optometry Program	\$1,187.21	\$33,242.00	\$46,840.00	71.0%
NWOSU Doctor of Nursing Practice	\$704.00	\$16,896.00	\$29,191.00	57.9%
SWOSU Master of Science in Nursing	\$755.20	\$18,124.80	\$32,965.00	55.0%
SWOSU Doctor of Pharmacy	\$1,105.20	\$35,366.30	\$39,688.00	89.1%
LU Doctor of Physical Therapy	\$733.58	\$32,277.68	\$42,812.00	75.4%
UCO Doctor of Forensic Science	\$826.54	\$14,877.77	\$19,946.00	74.6%
ECU Doctor of Rural Education	\$678.55	\$16,285.20	\$16,352.00	99.6%

**Change in Undergraduate Resident Tuition and Mandatory Fees -- FY27 Compared to FY26**  
*(Cost for Full-Time Student -- 30 Credit Hours)*

Institution	Resident Tuition				Mandatory Fees				Total Tuition and Mandatory Fees			
	FY26	FY27	\$ Chg	% Chg	FY26	FY27	\$ Chg	% Chg	FY26	FY27	\$ Chg	% Chg
<b>Research</b>												
University of Oklahoma	\$5,370.00	\$5,532.00	\$162.00	3.0%	\$4,810.50	\$4,953.00	\$142.50	3.0%	\$10,180.50	\$10,485.00	\$304.50	3.0%
Oklahoma State Univ & Tulsa	\$5,416.50	\$5,673.00	\$256.50	4.7%	\$3,826.50	\$4,008.00	\$181.50	4.7%	\$9,243.00	\$9,681.00	\$438.00	4.7%
<i>Research Average</i>	<i>\$5,393.25</i>	<i>\$5,602.50</i>	<i>\$209.25</i>	<i>3.9%</i>	<i>\$4,318.50</i>	<i>\$4,480.50</i>	<i>\$162.00</i>	<i>3.8%</i>	<i>\$9,711.75</i>	<i>\$10,083.00</i>	<i>\$371.25</i>	<i>3.8%</i>
<b>Regional</b>												
University of Central Oklahoma	\$7,805.40	\$8,117.62	\$312.22	4.0%	\$1,238.10	\$1,238.10	\$0.00	0.0%	\$9,043.50	\$9,355.72	\$312.22	3.5%
East Central University	\$6,480.00	\$6,690.00	\$210.00	3.2%	\$1,802.00	\$1,872.00	\$70.00	3.9%	\$8,282.00	\$8,562.00	\$280.00	3.4%
Northeastern State University	\$7,057.50	\$7,357.50	\$300.00	4.3%	\$982.50	\$982.50	\$0.00	0.0%	\$8,040.00	\$8,340.00	\$300.00	3.7%
Northwestern OK State University	\$7,072.50	\$7,230.00	\$157.50	2.2%	\$652.50	\$652.50	\$0.00	0.0%	\$7,725.00	\$7,882.50	\$157.50	2.0%
Rogers State University	\$5,160.00	\$5,490.00	\$330.00	6.4%	\$2,910.00	\$2,910.00	\$0.00	0.0%	\$8,070.00	\$8,400.00	\$330.00	4.1%
Southeastern OK State University	\$7,080.00	\$7,290.00	\$210.00	3.0%	\$720.00	\$780.00	\$60.00	8.3%	\$7,800.00	\$8,070.00	\$270.00	3.5%
Southwestern OK State University	\$7,357.20	\$7,560.00	\$202.80	2.8%	\$876.00	\$876.00	\$0.00	0.0%	\$8,233.20	\$8,436.00	\$202.80	2.5%
Cameron University	\$5,415.00	\$5,415.00	\$0.00	0.0%	\$1,680.00	\$1,680.00	\$0.00	0.0%	\$7,095.00	\$7,095.00	\$0.00	0.0%
Langston University	\$4,792.80	\$4,936.50	\$143.70	3.0%	\$2,344.93	\$2,415.28	\$70.35	3.0%	\$7,137.73	\$7,351.78	\$214.05	3.0%
OK Panhandle State University	\$5,160.00	\$5,370.00	\$210.00	4.1%	\$3,549.50	\$3,549.50	\$0.00	0.0%	\$8,709.50	\$8,919.50	\$210.00	2.4%
University of Science & Arts of OK	\$6,630.00	\$6,840.00	\$210.00	3.2%	\$1,650.00	\$1,650.00	\$0.00	0.0%	\$8,280.00	\$8,490.00	\$210.00	2.5%
<i>Regional Average</i>	<i>\$6,364.58</i>	<i>\$6,572.42</i>	<i>\$207.84</i>	<i>3.3%</i>	<i>\$1,673.23</i>	<i>\$1,691.44</i>	<i>\$18.21</i>	<i>1.1%</i>	<i>\$8,037.81</i>	<i>\$8,263.86</i>	<i>\$226.05</i>	<i>2.8%</i>
<b>Community College</b>												
Carl Albert State College	\$3,150.00	\$3,150.00	\$0.00	0.0%	\$1,230.00	\$1,230.00	\$0.00	0.0%	\$4,380.00	\$4,380.00	\$0.00	0.0%
Connors State College	\$3,270.00	\$3,360.00	\$90.00	2.8%	\$1,560.00	\$1,560.00	\$0.00	0.0%	\$4,830.00	\$4,920.00	\$90.00	1.9%
Eastern Oklahoma State College	\$3,462.90	\$3,462.90	\$0.00	0.0%	\$1,304.10	\$1,304.10	\$0.00	0.0%	\$4,767.00	\$4,767.00	\$0.00	0.0%
Murray State College	\$4,326.00	\$4,477.50	\$151.50	3.5%	\$1,170.00	\$1,170.00	\$0.00	0.0%	\$5,496.00	\$5,647.50	\$151.50	2.8%
Northeastern OK A&M Coll	\$3,420.00	\$3,420.00	\$0.00	0.0%	\$1,942.50	\$1,942.50	\$0.00	0.0%	\$5,362.50	\$5,362.50	\$0.00	0.0%
Northern Oklahoma College	\$3,681.00	\$3,681.00	\$0.00	0.0%	\$1,110.00	\$1,110.00	\$0.00	0.0%	\$4,791.00	\$4,791.00	\$0.00	0.0%
Oklahoma City Community College	\$3,115.80	\$3,115.80	\$0.00	0.0%	\$1,266.00	\$1,266.00	\$0.00	0.0%	\$4,381.80	\$4,381.80	\$0.00	0.0%
Redlands Community College	\$4,645.20	\$4,645.20	\$0.00	0.0%	\$710.00	\$710.00	\$0.00	0.0%	\$5,355.20	\$5,355.20	\$0.00	0.0%
Rose State College	\$3,891.86	\$3,969.74	\$77.88	2.0%	\$1,251.50	\$1,302.50	\$51.00	4.1%	\$5,143.36	\$5,272.24	\$128.88	2.5%
Seminole State College	\$3,270.00	\$3,270.00	\$0.00	0.0%	\$1,710.00	\$1,710.00	\$0.00	0.0%	\$4,980.00	\$4,980.00	\$0.00	0.0%
Tulsa Community College	\$3,496.50	\$3,496.50	\$0.00	0.0%	\$893.50	\$893.50	\$0.00	0.0%	\$4,390.00	\$4,390.00	\$0.00	0.0%
Western Okla State College	\$3,510.00	\$3,600.00	\$90.00	2.6%	\$1,373.00	\$1,373.00	\$0.00	0.0%	\$4,883.00	\$4,973.00	\$90.00	1.8%
<i>Community Coll Average</i>	<i>\$3,603.27</i>	<i>\$3,637.39</i>	<i>\$34.12</i>	<i>0.9%</i>	<i>\$1,293.38</i>	<i>\$1,297.63</i>	<i>\$4.25</i>	<i>0.3%</i>	<i>\$4,896.66</i>	<i>\$4,935.02</i>	<i>\$38.36</i>	<i>0.8%</i>
<i>Main Campus Average</i>	<i>\$4,961.45</i>	<i>\$5,086.01</i>	<i>\$124.56</i>	<i>2.5%</i>	<i>\$1,702.53</i>	<i>\$1,725.54</i>	<i>\$23.01</i>	<i>1.4%</i>	<i>\$6,663.97</i>	<i>\$6,811.55</i>	<i>\$147.58</i>	<i>2.2%</i>

\*New Programs Excluded From Average

**Change in Graduate Resident Tuition and Mandatory Fees -- FY27 Compared to FY26**  
*(Cost for Full-Time Student -- 24 Credit Hours)*

Institution	Resident Tuition				Mandatory Fees				Total Tuition and Mandatory Fees			
	FY26	FY27	\$ Chg	% Chg	FY26	FY27	\$ Chg	% Chg	FY26	FY27	\$ Chg	% Chg
<b>Research</b>												
University of Oklahoma	\$9,450.00	\$9,738.00	\$288.00	3.0%	\$178.80	\$178.80	\$0.00	0.0%	\$9,628.80	\$9,916.80	\$288.00	3.0%
Oklahoma State Univ & Tulsa	\$5,611.20	\$5,877.60	\$266.40	4.7%	\$3,061.20	\$3,206.40	\$145.20	4.7%	\$8,672.40	\$9,084.00	\$411.60	4.7%
<i>Research Average</i>	<i>\$7,530.60</i>	<i>\$7,807.80</i>	<i>\$277.20</i>	<i>3.7%</i>	<i>\$1,620.00</i>	<i>\$1,692.60</i>	<i>\$72.60</i>	<i>4.5%</i>	<i>\$9,150.60</i>	<i>\$9,500.40</i>	<i>\$349.80</i>	<i>3.8%</i>
<b>Regional</b>												
University of Central Oklahoma	\$8,163.36	\$8,488.26	\$324.90	4.0%	\$990.48	\$990.48	\$0.00	0.0%	\$9,153.84	\$9,478.74	\$324.90	3.5%
East Central University	\$6,840.00	\$7,056.00	\$216.00	3.2%	\$1,467.20	\$1,525.20	\$58.00	4.0%	\$8,307.20	\$8,581.20	\$274.00	3.3%
Northeastern State University	\$7,140.00	\$7,434.00	\$294.00	4.1%	\$786.00	\$786.00	\$0.00	0.0%	\$7,926.00	\$8,220.00	\$294.00	3.7%
Northwestern OK State University	\$6,798.00	\$7,026.00	\$228.00	3.4%	\$522.00	\$522.00	\$0.00	0.0%	\$7,320.00	\$7,548.00	\$228.00	3.1%
Rogers State University	\$4,128.00	\$5,040.00	\$912.00	22.1%	\$2,328.00	\$2,328.00	\$0.00	0.0%	\$6,456.00	\$7,368.00	\$912.00	14.1%
Southeastern OK State University	\$6,984.00	\$7,200.00	\$216.00	3.1%	\$600.00	\$672.00	\$72.00	12.0%	\$7,584.00	\$7,872.00	\$288.00	3.8%
Southwestern OK State University	\$7,236.00	\$7,440.00	\$204.00	2.8%	\$700.80	\$700.80	\$0.00	0.0%	\$7,936.80	\$8,140.80	\$204.00	2.6%
Cameron University	\$5,352.00	\$5,352.00	\$0.00	0.0%	\$1,344.00	\$1,344.00	\$0.00	0.0%	\$6,696.00	\$6,696.00	\$0.00	0.0%
Langston University	\$4,938.00	\$5,086.08	\$148.08	3.0%	\$2,007.51	\$2,067.74	\$60.23	3.0%	\$6,945.51	\$7,153.82	\$208.31	3.0%
<i>Regional Average</i>	<i>\$6,397.71</i>	<i>\$6,680.26</i>	<i>\$282.55</i>	<i>4.4%</i>	<i>\$1,194.00</i>	<i>\$1,215.14</i>	<i>\$21.14</i>	<i>1.8%</i>	<i>\$7,591.71</i>	<i>\$7,895.40</i>	<i>\$303.69</i>	<i>4.0%</i>
<i>Average</i>	<i>\$6,603.69</i>	<i>\$6,885.27</i>	<i>\$281.58</i>	<i>4.3%</i>	<i>\$1,271.45</i>	<i>\$1,301.95</i>	<i>\$30.49</i>	<i>2.4%</i>	<i>\$7,875.14</i>	<i>\$8,187.21</i>	<i>\$312.07</i>	<i>4.0%</i>

\*New Programs Excluded From Average

**Change in Professional Program Resident Tuition and Mandatory Fees -- FY27 Compared to FY26**  
*(Cost for Full-Time Student -- credit hours vary by program)*

Institution	Resident Tuition				Mandatory Fees				Total Tuition and Mandatory Fees			
	FY26	FY27	\$ Chg	% Chg	FY26	FY27	\$ Chg	% Chg	FY26	FY27	\$ Chg	% Chg
<b>University of Oklahoma</b>												
OU Law, Juris Doctor	\$18,379.50	\$19,299.00	\$919.50	5.0%	\$4,699.00	\$5,399.00	\$700.00	14.9%	\$23,078.50	\$24,698.00	\$1,619.50	7.0%
OU Law, Masters (LL.M., MLS)	\$14,703.60	\$15,439.20	\$735.60	5.0%	\$3,806.20	\$3,806.20	\$0.00	0.0%	\$18,509.80	\$19,245.40	\$735.60	4.0%
<b>OU Health Sciences Center</b>												
Doctor of Medicine	\$29,770.00	\$30,960.00	\$1,190.00	4.0%	\$3,032.50	\$3,222.50	\$190.00	6.3%	\$32,802.50	\$34,182.50	\$1,380.00	4.2%
Doctor of Dental Science	\$33,860.00	\$35,214.00	\$1,354.00	4.0%	\$3,032.50	\$3,222.50	\$190.00	6.3%	\$36,892.50	\$38,436.50	\$1,544.00	4.2%
Physician Associate	\$15,690.00	\$16,318.00	\$628.00	4.0%	\$3,032.50	\$3,222.50	\$190.00	6.3%	\$18,722.50	\$19,540.50	\$818.00	4.4%
Physician Assistant	\$15,690.00	\$16,318.00	\$628.00	4.0%	\$2,758.00	\$2,948.00	\$190.00	6.9%	\$18,448.00	\$19,266.00	\$818.00	4.4%
Doctor of Pharmacy	\$17,560.00	\$18,086.00	\$526.00	3.0%	\$2,782.50	\$2,953.50	\$171.00	6.1%	\$20,342.50	\$21,039.50	\$697.00	3.4%
Doctor of Physical Therapy	\$12,628.00	\$13,006.00	\$378.00	3.0%	\$2,782.50	\$2,953.50	\$171.00	6.1%	\$15,410.50	\$15,959.50	\$549.00	3.6%
Doctor of Audiology	\$10,736.00	\$11,166.00	\$430.00	4.0%	\$2,032.50	\$2,146.50	\$114.00	5.6%	\$12,768.50	\$13,312.50	\$544.00	4.3%
Public Health	\$7,558.20	\$7,785.00	\$226.80	3.0%	\$1,657.50	\$1,743.00	\$85.50	5.2%	\$9,215.70	\$9,528.00	\$312.30	3.4%
Doctor of Nursing Practice	\$11,275.20	\$11,613.60	\$338.40	3.0%	\$1,657.50	\$1,743.00	\$85.50	5.2%	\$12,932.70	\$13,356.60	\$423.90	3.3%
Master of Science in Nursing	\$6,545.70	\$6,742.80	\$197.10	3.0%	\$1,657.50	\$1,743.00	\$85.50	5.2%	\$8,203.20	\$8,485.80	\$282.60	3.4%
MSN Online*	\$10,206.54	\$10,175.04	-\$31.50	-0.3%	\$679.00	\$710.50	\$31.50	4.6%	\$10,885.54	\$10,885.54	\$0.00	0.0%
<b>Oklahoma State University</b>												
CHS - Osteopathic Medicine	\$25,796.60	\$26,640.00	\$843.40	3.3%	\$2,582.22	\$3,082.22	\$500.00	19.4%	\$28,378.82	\$29,722.22	\$1,343.40	4.7%
CHS - Physician Assistant*	\$12,150.00	\$12,240.00	\$90.00	0.7%	\$2,744.22	\$2,744.22	\$0.00	0.0%	\$14,894.22	\$14,984.22	\$90.00	0.6%
College of Vet Medicine	\$20,430.00	\$21,230.00	\$800.00	3.9%	\$3,249.00	\$3,560.60	\$311.60	9.6%	\$23,679.00	\$24,790.60	\$1,111.60	4.7%
<b>Northeastern State University</b>												
College of Optometry Program	\$22,125.00	\$25,860.00	\$3,735.00	16.9%	\$917.00	\$917.00	\$0.00	0.0%	\$23,042.00	\$26,777.00	\$3,735.00	16.2%
<b>Northwestern State University</b>												
Doctor of Nursing Practice	\$10,080.00	\$10,560.00	\$480.00	4.8%	\$0.00	\$0.00	\$0.00	0.0%	\$10,080.00	\$10,560.00	\$480.00	4.8%
<b>Southwestern OK State Univ</b>												
Master of Science in Nursing	\$9,249.12	\$9,504.00	\$254.88	2.8%	\$700.80	\$700.80	\$0.00	0.0%	\$9,949.92	\$10,204.80	\$254.88	2.6%
Doctor of Pharmacy	\$23,222.72	\$23,872.00	\$649.28	2.8%	\$934.30	\$934.30	\$0.00	0.0%	\$24,157.02	\$24,806.30	\$649.28	2.7%
<b>Langston University</b>												
Physical Therapy Program	\$11,418.44	\$11,761.20	\$342.76	3.0%	\$3,132.27	\$3,226.24	\$93.97	3.0%	\$14,550.71	\$14,987.44	\$436.73	3.0%
<b>University of Central Oklahoma</b>												
Doctor of Forensic Science	\$6,122.52	\$6,366.20	\$243.68	4.0%	\$742.86	\$742.86	\$0.00	0.0%	\$6,865.38	\$7,109.06	\$243.68	3.5%
<b>East Central University</b>												
Doctor of Rural Education	\$7,440.00	\$7,440.00	\$0.00	0.0%	\$1,467.20	\$1,525.20	\$58.00	4.0%	\$8,907.20	\$8,965.20	\$58.00	0.7%
<i>Average</i>	<i>\$16,146.41</i>	<i>\$16,847.14</i>	<i>\$771.41</i>	<i>4.3%</i>	<i>\$2,339.28</i>	<i>\$2,501.28</i>	<i>\$162.00</i>	<i>5.6%</i>	<i>\$19,008.65</i>	<i>\$19,942.06</i>	<i>\$933.41</i>	<i>4.2%</i>

\*New Programs Excluded From Average

**Change in Undergraduate Nonresident Tuition and Mandatory Fees -- FY27 Compared to FY26**  
*(Cost for Full-Time Student -- 30 Credit Hours)*

Institution	Nonresident Tuition				Mandatory Fees				Total Tuition and Mandatory Fees			
	FY26	FY27	\$ Chg	% Chg	FY26	FY27	\$ Chg	% Chg	FY26	FY27	\$ Chg	% Chg
<b>Research</b>												
University of Oklahoma	\$23,490.00	\$24,210.00	\$720.00	3.1%	\$4,810.50	\$4,953.00	\$142.50	3.0%	\$28,300.50	\$29,163.00	\$862.50	3.0%
Oklahoma State University & Tulsa	\$20,937.00	\$21,930.00	\$993.00	4.7%	\$3,826.50	\$4,008.00	\$181.50	4.7%	\$24,763.50	\$25,938.00	\$1,174.50	4.7%
<i>Research Average</i>	<i>\$22,213.50</i>	<i>\$23,070.00</i>	<i>\$856.50</i>	<i>3.9%</i>	<i>\$4,318.50</i>	<i>\$4,480.50</i>	<i>\$162.00</i>	<i>3.8%</i>	<i>\$26,532.00</i>	<i>\$27,550.50</i>	<i>\$1,018.50</i>	<i>3.8%</i>
<b>Regional</b>												
University of Central Oklahoma	\$18,692.40	\$19,385.66	\$693.26	3.7%	\$1,238.10	\$1,238.10	\$0.00	0.0%	\$19,930.50	\$20,623.76	\$693.26	3.5%
East Central University	\$16,590.00	\$17,130.00	\$540.00	3.3%	\$1,802.00	\$1,872.00	\$70.00	3.9%	\$18,392.00	\$19,002.00	\$610.00	3.3%
Northeastern State University	\$16,725.00	\$17,385.00	\$660.00	3.9%	\$982.50	\$982.50	\$0.00	0.0%	\$17,707.50	\$18,367.50	\$660.00	3.7%
Northwestern OK State University	\$14,190.00	\$14,580.00	\$390.00	2.7%	\$652.50	\$652.50	\$0.00	0.0%	\$14,842.50	\$15,232.50	\$390.00	2.6%
Rogers State University	\$13,500.00	\$14,160.00	\$660.00	4.9%	\$2,910.00	\$2,910.00	\$0.00	0.0%	\$16,410.00	\$17,070.00	\$660.00	4.0%
Southeastern OK State University	\$16,620.00	\$17,070.00	\$450.00	2.7%	\$720.00	\$780.00	\$60.00	8.3%	\$17,340.00	\$17,850.00	\$510.00	2.9%
Southwestern OK State University	\$7,387.20	\$17,460.00	\$10,072.80	136.4%	\$876.00	\$876.00	\$0.00	0.0%	\$8,263.20	\$18,336.00	\$10,072.80	121.9%
Cameron University	\$14,835.00	\$14,835.00	\$0.00	0.0%	\$1,680.00	\$1,680.00	\$0.00	0.0%	\$16,515.00	\$16,515.00	\$0.00	0.0%
Langston University	\$12,778.50	\$13,161.90	\$383.40	3.0%	\$2,344.93	\$2,415.28	\$70.35	3.0%	\$15,123.43	\$15,577.18	\$453.75	3.0%
OK Panhandle State University	\$11,049.00	\$11,499.00	\$450.00	4.1%	\$3,549.50	\$3,549.50	\$0.00	0.0%	\$14,598.50	\$15,048.50	\$450.00	3.1%
University of Science & Arts of OK	\$17,820.00	\$17,820.00	\$0.00	0.0%	\$1,650.00	\$1,650.00	\$0.00	0.0%	\$19,470.00	\$19,470.00	\$0.00	0.0%
<i>Regional Average</i>	<i>\$14,562.46</i>	<i>\$15,862.41</i>	<i>\$1,299.95</i>	<i>8.9%</i>	<i>\$1,673.23</i>	<i>\$1,691.44</i>	<i>\$18.21</i>	<i>1.1%</i>	<i>\$16,235.69</i>	<i>\$17,553.86</i>	<i>\$1,318.16</i>	<i>8.1%</i>
<b>Community College</b>												
Carl Albert State College	\$7,867.50	\$7,867.50	\$0.00	0.0%	\$1,230.00	\$1,230.00	\$0.00	0.0%	\$9,097.50	\$9,097.50	\$0.00	0.0%
Connors State College	\$8,092.80	\$8,182.80	\$90.00	1.1%	\$1,560.00	\$1,560.00	\$0.00	0.0%	\$9,652.80	\$9,742.80	\$90.00	0.9%
Eastern Okla State College	\$7,079.70	\$7,079.70	\$0.00	0.0%	\$1,304.10	\$1,304.10	\$0.00	0.0%	\$8,383.80	\$8,383.80	\$0.00	0.0%
Murray State College	\$9,156.00	\$9,307.50	\$151.50	1.7%	\$1,170.00	\$1,170.00	\$0.00	0.0%	\$10,326.00	\$10,477.50	\$151.50	1.5%
Northeastern OK A&M College	\$9,570.00	\$9,570.00	\$0.00	0.0%	\$1,942.50	\$1,942.50	\$0.00	0.0%	\$11,512.50	\$11,512.50	\$0.00	0.0%
Northern Oklahoma College	\$10,446.00	\$10,446.00	\$0.00	0.0%	\$1,110.00	\$1,110.00	\$0.00	0.0%	\$11,556.00	\$11,556.00	\$0.00	0.0%
Oklahoma City Community College	\$8,866.80	\$8,866.80	\$0.00	0.0%	\$1,266.00	\$1,266.00	\$0.00	0.0%	\$10,132.80	\$10,132.80	\$0.00	0.0%
Redlands Community College	\$7,210.50	\$7,210.50	\$0.00	0.0%	\$710.00	\$710.00	\$0.00	0.0%	\$7,920.50	\$7,920.50	\$0.00	0.0%
Rose State College	\$10,268.36	\$10,346.24	\$77.88	0.8%	\$1,251.50	\$1,302.50	\$51.00	4.1%	\$11,519.86	\$11,648.74	\$128.88	1.1%
Seminole State College	\$9,600.00	\$9,600.00	\$0.00	0.0%	\$1,710.00	\$1,710.00	\$0.00	0.0%	\$11,310.00	\$11,310.00	\$0.00	0.0%
Tulsa Community College	\$10,246.50	\$10,246.50	\$0.00	0.0%	\$893.50	\$893.50	\$0.00	0.0%	\$11,140.00	\$11,140.00	\$0.00	0.0%
Western Okla State College	\$8,415.00	\$8,655.00	\$240.00	2.9%	\$1,373.00	\$1,373.00	\$0.00	0.0%	\$9,788.00	\$10,028.00	\$240.00	2.5%
<i>Community Coll Average</i>	<i>\$8,901.60</i>	<i>\$8,948.21</i>	<i>\$46.61</i>	<i>0.5%</i>	<i>\$1,293.38</i>	<i>\$1,297.63</i>	<i>\$4.25</i>	<i>0.3%</i>	<i>\$10,194.98</i>	<i>\$10,245.85</i>	<i>\$50.86</i>	<i>0.5%</i>
<i>Main Campus Average</i>	<i>\$12,457.33</i>	<i>\$13,120.20</i>	<i>\$662.87</i>	<i>5.3%</i>	<i>\$1,702.53</i>	<i>\$1,725.54</i>	<i>\$23.01</i>	<i>1.4%</i>	<i>\$14,159.86</i>	<i>\$14,845.74</i>	<i>\$685.89</i>	<i>4.8%</i>

\*New Programs Excluded From Average

**Change in Graduate Nonresident Tuition and Mandatory Fees -- FY27 Compared to FY26**  
*(Cost for Full-Time Student -- 24 Credit Hours)*

Institution	Nonresident Tuition				Mandatory Fees				Total Tuition and Mandatory Fees			
	FY26	FY27	\$ Chg	% Chg	FY26	FY27	\$ Chg	% Chg	FY26	FY27	\$ Chg	% Chg
<b>Research</b>												
University of Oklahoma	\$26,706.00	\$27,510.00	\$804.00	3.0%	\$178.80	\$178.80	\$0.00	0.0%	\$26,884.80	\$27,688.80	\$804.00	3.0%
Oklahoma State Univ & Tulsa	\$21,114.00	\$22,116.00	\$1,002.00	4.7%	\$3,061.20	\$3,206.40	\$145.20	4.7%	\$24,175.20	\$25,322.40	\$1,147.20	4.7%
<i>Research Average</i>	<i>\$23,910.00</i>	<i>\$24,813.00</i>	<i>\$903.00</i>	<i>3.8%</i>	<i>\$1,620.00</i>	<i>\$1,692.60</i>	<i>\$72.60</i>	<i>4.5%</i>	<i>\$25,530.00</i>	<i>\$26,505.60</i>	<i>\$975.60</i>	<i>3.8%</i>
<b>Regional</b>												
University of Central Oklahoma	\$18,171.36	\$18,846.54	\$675.18	3.7%	\$990.48	\$990.48	\$0.00	0.0%	\$19,161.84	\$19,837.02	\$675.18	3.5%
East Central University	\$15,528.00	\$16,032.00	\$504.00	3.2%	\$1,467.20	\$1,525.20	\$58.00	4.0%	\$16,995.20	\$17,557.20	\$562.00	3.3%
Northeastern State University	\$15,588.00	\$16,200.00	\$612.00	3.9%	\$786.00	\$786.00	\$0.00	0.0%	\$16,374.00	\$16,986.00	\$612.00	3.7%
Northwestern OK State University	\$13,470.00	\$13,866.00	\$396.00	2.9%	\$522.00	\$522.00	\$0.00	0.0%	\$13,992.00	\$14,388.00	\$396.00	2.8%
Rogers State University	\$10,920.00	\$11,976.00	\$1,056.00	9.7%	\$2,328.00	\$2,328.00	\$0.00	0.0%	\$13,248.00	\$14,304.00	\$1,056.00	8.0%
Southeastern OK State University	\$16,056.00	\$16,560.00	\$504.00	3.1%	\$600.00	\$672.00	\$72.00	12.0%	\$16,656.00	\$17,232.00	\$576.00	3.5%
Southwestern OK State University	\$7,260.00	\$15,360.00	\$8,100.00	111.6%	\$700.80	\$700.80	\$0.00	0.0%	\$7,960.80	\$16,060.80	\$8,100.00	101.7%
Cameron University	\$14,304.00	\$14,304.00	\$0.00	0.0%	\$1,344.00	\$1,344.00	\$0.00	0.0%	\$15,648.00	\$15,648.00	\$0.00	0.0%
Langston University	\$12,247.92	\$12,615.36	\$367.44	3.0%	\$2,007.51	\$2,067.74	\$60.23	3.0%	\$14,255.43	\$14,683.10	\$427.67	3.0%
<i>Regional Average</i>	<i>\$13,727.25</i>	<i>\$15,084.43</i>	<i>\$1,357.18</i>	<i>9.9%</i>	<i>\$1,194.00</i>	<i>\$1,215.14</i>	<i>\$21.14</i>	<i>1.8%</i>	<i>\$14,921.25</i>	<i>\$16,299.57</i>	<i>\$1,378.32</i>	<i>9.2%</i>
<i>Average</i>	<i>\$15,578.66</i>	<i>\$16,853.26</i>	<i>\$1,274.60</i>	<i>8.2%</i>	<i>\$1,271.45</i>	<i>\$1,301.95</i>	<i>\$30.49</i>	<i>2.4%</i>	<i>\$16,850.12</i>	<i>\$18,155.21</i>	<i>\$1,305.10</i>	<i>7.7%</i>

\*New Programs Excluded From Average

**Change in Professional Program Nonresident Tuition and Mandatory Fees -- FY27 Compared to FY26**  
*(Cost for Full-Time Student -- credit hours vary by program)*

Institution	Nonresident Tuition				Mandatory Fees				Total Tuition and Mandatory Fees			
	FY26	FY27	\$ Chg	% Chg	FY26	FY27	\$ Chg	% Chg	FY26	FY27	\$ Chg	% Chg
<b>University of Oklahoma</b>												
OU Law, Juris Doctor	\$33,357.00	\$35,025.00	\$1,668.00	5.0%	\$4,699.00	\$5,399.00	\$700.00	14.9%	\$38,056.00	\$40,424.00	\$2,368.00	6.2%
OU Law, Masters (LL.M., MLS)	\$26,685.60	\$28,020.00	\$1,334.40	5.0%	\$3,806.20	\$3,806.20	\$0.00	0.0%	\$30,491.80	\$31,826.20	\$1,334.40	4.4%
<b>OU Health Sciences Center</b>												
Doctor of Medicine	\$65,066.00	\$65,198.00	\$132.00	0.2%	\$3,032.50	\$3,222.50	\$190.00	6.3%	\$68,098.50	\$68,420.50	\$322.00	0.5%
Doctor of Dental Science	\$76,528.00	\$77,882.00	\$1,354.00	1.8%	\$3,032.50	\$3,222.50	\$190.00	6.3%	\$79,560.50	\$81,104.50	\$1,544.00	1.9%
Physician Associate	\$34,630.00	\$36,016.00	\$1,386.00	4.0%	\$3,032.50	\$3,222.50	\$190.00	6.3%	\$37,662.50	\$39,238.50	\$1,576.00	4.2%
Physician Assistant	\$34,630.00	\$36,016.00	\$1,386.00	4.0%	\$2,758.00	\$2,948.00	\$190.00	6.9%	\$37,388.00	\$38,964.00	\$1,576.00	4.2%
Doctor of Pharmacy	\$38,558.00	\$39,084.00	\$526.00	1.4%	\$2,782.50	\$2,953.50	\$171.00	6.1%	\$41,340.50	\$42,037.50	\$697.00	1.7%
Doctoral of Physical Therapy	\$31,150.00	\$32,084.00	\$934.00	3.0%	\$2,782.50	\$2,953.50	\$171.00	6.1%	\$33,932.50	\$35,037.50	\$1,105.00	3.3%
Doctor of Audiology	\$27,236.00	\$28,326.00	\$1,090.00	4.0%	\$2,032.50	\$2,146.50	\$114.00	5.6%	\$29,268.50	\$30,472.50	\$1,204.00	4.1%
Public Health	\$20,435.40	\$21,048.30	\$612.90	3.0%	\$1,657.50	\$1,743.00	\$85.50	5.2%	\$22,092.90	\$22,791.30	\$698.40	3.2%
Doctor of Nursing Practice	\$26,495.10	\$26,833.50	\$338.40	1.3%	\$1,657.50	\$1,743.00	\$85.50	5.2%	\$28,152.60	\$28,576.50	\$423.90	1.5%
Master of Science in Nursing	\$20,572.20	\$20,769.30	\$197.10	1.0%	\$1,657.50	\$1,743.00	\$85.50	5.2%	\$22,229.70	\$22,512.30	\$282.60	1.3%
MSN Online*	\$10,206.54	\$10,175.04	-\$31.50	-0.3%	\$679.00	\$710.50	\$31.50	4.6%	\$10,885.54	\$10,885.54	\$0.00	0.0%
<b>Oklahoma State University</b>												
CHS - Osteopathic Medicine	\$53,298.56	\$55,440.00	\$2,141.44	4.0%	\$2,582.22	\$3,082.22	\$500.00	19.4%	\$55,880.78	\$58,522.22	\$2,641.44	4.7%
CHS - Physician Assistant*	\$26,550.00	\$29,500.00	\$2,950.00	11.1%	\$2,469.80	\$2,744.42	\$274.62	11.1%	\$29,019.80	\$32,244.42	\$3,224.62	11.1%
College of Vet Medicine	\$46,795.00	\$48,830.00	\$2,035.00	4.3%	\$3,249.00	\$3,560.60	\$311.60	9.6%	\$50,044.00	\$52,390.60	\$2,346.60	4.7%
<b>Northeastern State University</b>												
College of Optometry Program	\$42,475.00	\$32,325.00	-\$10,150.00	-23.9%	\$917.00	\$917.00	\$0.00	0.0%	\$43,392.00	\$33,242.00	-\$10,150.00	-23.4%
<b>Northwestern State University</b>												
Doctor of Nursing Practice	\$16,176.00	\$16,896.00	\$720.00	4.5%	\$0.00	\$0.00	\$0.00	0.0%	\$16,176.00	\$16,896.00	\$720.00	4.5%
<b>Southwestern OK State Univ</b>												
Master of Science in Nursing	\$9,273.12	\$17,424.00	\$8,150.88	87.9%	\$700.80	\$700.80	\$0.00	0.0%	\$9,973.92	\$18,124.80	\$8,150.88	81.7%
Doctor of Pharmacy	\$23,254.72	\$34,432.00	\$11,177.28	48.1%	\$934.30	\$934.30	\$0.00	0.0%	\$24,189.02	\$35,366.30	\$11,177.28	46.2%
<b>Langston University</b>												
Physical Therapy Program	\$28,204.88	\$29,051.44	\$846.56	3.0%	\$3,132.27	\$3,226.24	\$93.97	3.0%	\$31,337.15	\$32,277.68	\$940.53	3.0%
<b>University of Central Oklahoma</b>												
Doctor of Forensic Science	\$13,628.52	\$14,134.91	\$506.39	3.7%	\$742.86	\$742.86	\$0.00	0.0%	\$14,371.38	\$14,877.77	\$506.39	3.5%
<b>East Central University</b>												
Doctor of Rural Education	\$15,840.00	\$14,760.00	-\$1,080.00	-6.8%	\$1,467.20	\$1,525.20	\$58.00	4.0%	\$17,307.20	\$16,285.20	-\$1,022.00	-5.9%
<i>Average</i>	<i>\$34,464.24</i>	<i>\$35,826.34</i>	<i>\$1,362.10</i>	<i>8.5%</i>	<i>\$2,339.28</i>	<i>\$2,501.28</i>	<i>\$162.00</i>	<i>5.6%</i>	<i>\$36,803.52</i>	<i>\$38,327.63</i>	<i>\$1,524.11</i>	<i>8.3%</i>

\*New Programs Excluded From Average

**Oklahoma State Regents for Higher Education  
FY27 Undergraduate Tuition and Mandatory Fees**

*Schedule III  
UNDERGRADUATE*

<i>Undergraduate</i>  Institution	Resident Tuition						Nonresident Tuition					
	FY26 Per Credit Hour Rate	FY26 Cost for 30 Credit Hours	FY27 Per Credit Hour Rate	FY27 Cost for 30 Credit Hours	% Chg	\$ Chg	FY26 Per Credit Hour Rate	FY26 Cost for 30 Credit Hours	FY27 Per Credit Hour Rate	FY27 Cost for 30 Credit Hours	% Chg	\$ Chg
<b>RESEARCH University</b>												
University of Oklahoma	179.00	5,370.00	184.40	5,532.00	3.0%	162.00	783.00	23,490.00	807.00	24,210.00	3.1%	720.00
Okla State University & Tulsa	180.55	5,416.50	189.10	5,673.00	4.7%	256.50	697.90	20,937.00	731.00	21,930.00	4.7%	993.00
<i>Average</i>	<i>179.78</i>	<i>5,393.25</i>	<i>186.75</i>	<i>5,602.50</i>	<i>3.9%</i>	<i>209.25</i>	<i>740.45</i>	<i>22,213.50</i>	<i>769.00</i>	<i>23,070.00</i>	<i>3.9%</i>	<i>856.50</i>
<b>REGIONAL University</b>												
University of Central Oklahoma	260.18	7,805.40	270.59	8,117.62	4.0%	312.22	623.08	18,692.40	646.19	19,385.66	3.7%	693.26
East Central University	216.00	6,480.00	223.00	6,690.00	3.2%	210.00	553.00	16,590.00	571.00	17,130.00	3.3%	540.00
Northeastern State University	235.25	7,057.50	245.25	7,357.50	4.3%	300.00	557.50	16,725.00	579.50	17,385.00	3.9%	660.00
Northwestern OK St University	235.75	7,072.50	241.00	7,230.00	2.2%	157.50	473.00	14,190.00	486.00	14,580.00	2.7%	390.00
Rogers State University	172.00	5,160.00	183.00	5,490.00	6.4%	330.00	450.00	13,500.00	472.00	14,160.00	4.9%	660.00
Southeastern OK St University	236.00	7,080.00	243.00	7,290.00	3.0%	210.00	554.00	16,620.00	569.00	17,070.00	2.7%	450.00
Southwestern OK St University	245.24	7,357.20	252.00	7,560.00	2.8%	202.80	246.24	7,387.20	582.00	17,460.00	136.4%	10,072.80
Cameron University	180.50	5,415.00	180.50	5,415.00	0.0%	0.00	494.50	14,835.00	494.50	14,835.00	0.0%	0.00
Langston University	159.76	4,792.80	164.55	4,936.50	3.0%	143.70	425.95	12,778.50	438.73	13,161.90	3.0%	383.40
OK Panhandle State University	172.00	5,160.00	179.00	5,370.00	4.1%	210.00	368.30	11,049.00	383.30	11,499.00	4.1%	450.00
University of Sci & Arts of OK	221.00	6,630.00	228.00	6,840.00	3.2%	210.00	594.00	17,820.00	594.00	17,820.00	0.0%	0.00
<i>Average</i>	<i>212.15</i>	<i>6,364.58</i>	<i>219.08</i>	<i>6,572.42</i>	<i>3.3%</i>	<i>207.84</i>	<i>485.42</i>	<i>14,562.46</i>	<i>528.75</i>	<i>15,862.41</i>	<i>8.9%</i>	<i>1,299.95</i>
<i>4-Year University Average</i>	<i>207.17</i>	<i>6,215.15</i>	<i>214.11</i>	<i>6,423.20</i>	<i>3.3%</i>	<i>208.06</i>	<i>524.65</i>	<i>15,739.55</i>	<i>565.71</i>	<i>16,971.27</i>	<i>7.8%</i>	<i>1,231.73</i>
<b>COMMUNITY COLLEGES</b>												
Carl Albert State College	105.00	3,150.00	105.00	3,150.00	0.0%	0.00	262.25	7,867.50	262.25	7,867.50	0.0%	0.00
Connors State College	109.00	3,270.00	112.00	3,360.00	2.8%	90.00	269.76	8,092.80	272.76	8,182.80	1.1%	90.00
Eastern Okla State College	115.43	3,462.90	115.43	3,462.90	0.0%	0.00	235.99	7,079.70	235.99	7,079.70	0.0%	0.00
Murray State College	144.20	4,326.00	149.25	4,477.50	3.5%	151.50	305.20	9,156.00	310.25	9,307.50	1.7%	151.50
Northeastern OK A&M College	114.00	3,420.00	114.00	3,420.00	0.0%	0.00	319.00	9,570.00	319.00	9,570.00	0.0%	0.00
Northern Oklahoma College	122.70	3,681.00	122.70	3,681.00	0.0%	0.00	348.20	10,446.00	348.20	10,446.00	0.0%	0.00
Oklahoma City Comm College	103.86	3,115.80	103.86	3,115.80	0.0%	0.00	295.56	8,866.80	295.56	8,866.80	0.0%	0.00
Redlands Comm College	154.84	4,645.20	154.84	4,645.20	0.0%	0.00	240.35	7,210.50	240.35	7,210.50	0.0%	0.00
Rose State College	129.73	3,891.86	132.32	3,969.74	2.0%	77.88	342.28	10,268.36	344.87	10,346.24	0.8%	77.88
Seminole State College	109.00	3,270.00	109.00	3,270.00	0.0%	0.00	320.00	9,600.00	320.00	9,600.00	0.0%	0.00
Tulsa Community College	116.55	3,496.50	116.55	3,496.50	0.0%	0.00	341.55	10,246.50	341.55	10,246.50	0.0%	0.00
Western Oklahoma St College	117.00	3,510.00	120.00	3,600.00	2.6%	90.00	280.50	8,415.00	288.50	8,655.00	2.9%	240.00
<i>2-Year College Average</i>	<i>120.11</i>	<i>3,603.27</i>	<i>121.25</i>	<i>3,637.39</i>	<i>0.9%</i>	<i>34.12</i>	<i>296.72</i>	<i>8,901.60</i>	<i>298.27</i>	<i>8,948.21</i>	<i>0.5%</i>	<i>46.61</i>
<i>Main Campus Average</i>	<i>165.38</i>	<i>4,961.45</i>	<i>169.53</i>	<i>5,086.01</i>	<i>2.5%</i>	<i>124.56</i>	<i>415.24</i>	<i>12,457.33</i>	<i>437.34</i>	<i>13,120.20</i>	<i>5.3%</i>	<i>662.87</i>

**Oklahoma State Regents for Higher Education  
FY27 Undergraduate Tuition and Mandatory Fees**

*Schedule III  
UNDERGRADUATE*

<i>Undergraduate</i>  Institution	Resident Tuition						Nonresident Tuition					
	FY26 Per Credit Hour Rate	FY26 Cost for 30 Credit Hours	FY27 Per Credit Hour Rate	FY27 Cost for 30 Credit Hours	% Chg	\$ Chg	FY26 Per Credit Hour Rate	FY26 Cost for 30 Credit Hours	FY27 Per Credit Hour Rate	FY27 Cost for 30 Credit Hours	% Chg	\$ Chg
<b>CONSTITUENT AGENCIES</b>												
OU Health Sciences Center	190.20	5,706.00	201.70	6,051.00	6.0%	345.00	800.95	24,028.50	849.20	25,476.00	6.0%	1,447.50
OSUIT, OKM	152.45	4,573.50	160.85	4,825.50	5.5%	252.00	339.45	10,183.50	347.85	10,435.50	2.5%	252.00
OSU - OKC	129.95	3,898.50	137.05	4,111.50	5.5%	213.00	371.00	11,130.00	378.10	11,343.00	1.9%	213.00
<i>Average</i>	<i>157.53</i>	<i>4,726.00</i>	<i>166.53</i>	<i>4,996.00</i>	<i>5.7%</i>	<i>270.00</i>	<i>503.80</i>	<i>15,114.00</i>	<i>525.05</i>	<i>15,751.50</i>	<i>4.2%</i>	<i>637.50</i>
<b>OTHER</b>												
UCO - Nursing	276.90	8,307.00	285.70	8,570.92	3.2%	263.92	639.80	19,194.00	661.30	19,838.96	3.4%	644.96
UCO - College of Business	276.90	8,307.00	285.70	8,570.92	3.2%	263.92	639.80	19,194.00	661.30	19,838.96	3.4%	644.96
UCO - Language Pathology	276.90	8,307.00	285.70	8,570.92	3.2%	263.92	639.80	19,194.00	661.30	19,838.96	3.4%	644.96
UCO - Prof Teacher Education	265.18	7,955.40	275.59	8,267.62	3.9%	312.22	628.08	18,842.40	651.19	19,535.66	3.7%	693.26
NSU - BSN Prelicensure	0.00		245.25	7,357.50		7,357.50	0.00		579.50	17,385.00		17,385.00
NSU - BSN Online Program	235.25	7,057.50	245.25	7,357.50	4.3%	300.00	236.25	7,087.50	246.25	7,387.50	4.2%	300.00
NSU - Medical Lab Science Online	235.25	7,057.50	245.25	7,357.50	4.3%	300.00	236.25	7,087.50	246.25	7,387.50	4.2%	300.00
SEOSU - Tinker, OKCC, Rose	220.00	6,600.00	228.00	6,840.00	3.6%	240.00	508.00	15,240.00	526.00	15,780.00	3.5%	540.00
SWOSU - Online RN to BSN	252.00	7,560.00	257.00	7,710.00	2.0%	150.00	253.00	7,590.00	494.00	14,820.00	95.3%	7,230.00
Rose State - Tinker AFB	176.30	5,289.00	176.30	5,289.00	0.0%	0.00	383.30	11,499.00	383.30	11,499.00	0.0%	0.00
Rose State - Cyber Security (4-Year)	143.63	4,308.90	146.50	4,395.08	2.0%	86.18	362.63	10,878.90	365.50	10,965.08	0.8%	86.18
Langston University - OKC & Tulsa	159.76	4,792.80	164.55	4,936.50	3.0%	143.70	425.95	12,778.50	438.73	13,161.90	3.0%	383.40
Langston University - Ardmore	159.76	4,792.80	164.55	4,936.50	3.0%	143.70	425.95	12,778.50	438.73	13,161.90	3.0%	383.40
MSC - Gunsmithing (4-Year)	156.20	4,686.00	161.25	4,837.50	3.2%	151.50	317.20	9,516.00	322.25	9,667.50	1.6%	151.50
MSC - Off Campus	179.20	5,376.00	184.25	5,527.50	2.8%	151.50	340.20	10,206.00	345.25	10,357.50	1.5%	151.50
NOC/OSU - Gateway Program	180.55	5,416.50	189.10	5,673.00	4.7%	256.50	697.90	20,937.00	731.00	21,930.00	4.7%	993.00
Reach Higher Adult Degree Completion Program (NSU, CU, LU, NWOSU, RSU, SWOSU, UCO)	296.98	8,909.40	306.70	9,201.00	3.3%	291.60	647.94	19,438.20	669.10	20,073.00	3.3%	634.80
OU - Online Programs			400.00	12,000.00	#DIV/0!	12,000.00			400.00	12,000.00	#DIV/0!	12,000.00

**Oklahoma State Regents for Higher Education  
FY27 Undergraduate Tuition and Mandatory Fees**

*Schedule III  
UNDERGRADUATE*

<i>Undergraduate</i>  Institution	Mandatory Fees						Total Resident Tuition and Mandatory Fees						Total Nonresident Tuition and Mandatory Fees					
	FY26 Per Credit Hour Rate	FY26 Cost for 30 Credit Hours	FY27 Per Credit Hour Rate	FY27 Cost for 30 Credit Hours	% Chg	\$ Chg	FY26 Per Credit Hour Rate	FY26 Cost for 30 Credit Hours	FY27 Per Credit Hour Rate	FY27 Cost for 30 Credit Hours	% Chg	\$ Chg	FY26 Per Credit Hour Rate	FY26 Cost for 30 Credit Hours	FY27 Per Credit Hour Rate	FY27 Cost for 30 Credit Hours	% Chg	\$ Chg
<b>RESEARCH University</b>																		
University of Oklahoma	160.35	4,810.50	165.10	4,953.00	3.0%	142.50	339.35	10,180.50	349.50	10,485.00	3.0%	304.50	943.35	28,300.50	972.10	29,163.00	3.0%	862.50
Okla State University & Tulsa	127.55	3,826.50	133.60	4,008.00	4.7%	181.50	308.10	9,243.00	322.70	9,681.00	4.7%	438.00	825.45	24,763.50	864.60	25,938.00	4.7%	1,174.50
<i>Average</i>	<i>143.95</i>	<i>4,318.50</i>	<i>149.35</i>	<i>4,480.50</i>	<i>3.8%</i>	<i>162.00</i>	<i>323.73</i>	<i>9,711.75</i>	<i>336.10</i>	<i>10,083.00</i>	<i>3.8%</i>	<i>371.25</i>	<i>884.40</i>	<i>26,532.00</i>	<i>918.35</i>	<i>27,550.50</i>	<i>3.8%</i>	<i>1,018.50</i>
<b>REGIONAL University</b>																		
University of Central Oklahoma	41.27	1,238.10	41.27	1,238.10	0.0%	0.00	301.45	9,043.50	311.86	9,355.72	3.5%	312.22	664.35	19,930.50	687.46	20,623.76	3.5%	693.26
East Central University	60.07	1,802.00	62.40	1,872.00	3.9%	70.00	276.07	8,282.00	285.40	8,562.00	3.4%	280.00	613.07	18,392.00	633.40	19,002.00	3.3%	610.00
Northeastern State University	32.75	982.50	32.75	982.50	0.0%	0.00	268.00	8,040.00	278.00	8,340.00	3.7%	300.00	590.25	17,707.50	612.25	18,367.50	3.7%	660.00
Northwestern OK St University	21.75	652.50	21.75	652.50	0.0%	0.00	257.50	7,725.00	262.75	7,882.50	2.0%	157.50	494.75	14,842.50	507.75	15,232.50	2.6%	390.00
Rogers State University	97.00	2,910.00	97.00	2,910.00	0.0%	0.00	269.00	8,070.00	280.00	8,400.00	4.1%	330.00	547.00	16,410.00	569.00	17,070.00	4.0%	660.00
Southeastern OK St University	24.00	720.00	26.00	780.00	8.3%	60.00	260.00	7,800.00	269.00	8,070.00	3.5%	270.00	578.00	17,340.00	595.00	17,850.00	2.9%	510.00
Southwestern OK St University	29.20	876.00	29.20	876.00	0.0%	0.00	274.44	8,233.20	281.20	8,436.00	2.5%	202.80	275.44	8,263.20	611.20	18,336.00	121.9%	10,072.80
Cameron University	56.00	1,680.00	56.00	1,680.00	0.0%	0.00	236.50	7,095.00	236.50	7,095.00	0.0%	0.00	550.50	16,515.00	550.50	16,515.00	0.0%	0.00
Langston University	78.16	2,344.93	80.51	2,415.28	3.0%	70.35	237.92	7,137.73	245.06	7,351.78	3.0%	214.05	504.11	15,123.43	519.24	15,577.18	3.0%	453.75
OK Panhandle State University	118.32	3,549.50	118.32	3,549.50	0.0%	0.00	290.32	8,709.50	297.32	8,919.50	2.4%	210.00	486.62	14,598.50	501.62	15,048.50	3.1%	450.00
University of Sci & Arts of OK	55.00	1,650.00	55.00	1,650.00	0.0%	0.00	276.00	8,280.00	283.00	8,490.00	2.5%	210.00	649.00	19,470.00	649.00	19,470.00	0.0%	0.00
<i>Average</i>	<i>55.77</i>	<i>1,673.23</i>	<i>56.38</i>	<i>1,691.44</i>	<i>1.1%</i>	<i>18.21</i>	<i>267.93</i>	<i>8,037.81</i>	<i>275.46</i>	<i>8,263.86</i>	<i>2.8%</i>	<i>226.05</i>	<i>541.19</i>	<i>16,235.69</i>	<i>585.13</i>	<i>17,553.86</i>	<i>13.5%</i>	<i>1,318.16</i>
<i>4-Year University Average</i>	<i>69.34</i>	<i>2,080.19</i>	<i>70.68</i>	<i>2,120.53</i>	<i>1.9%</i>	<i>40.33</i>	<i>276.51</i>	<i>8,295.34</i>	<i>284.79</i>	<i>8,543.73</i>	<i>3.0%</i>	<i>248.39</i>	<i>593.99</i>	<i>17,819.74</i>	<i>636.39</i>	<i>19,091.80</i>	<i>7.1%</i>	<i>1,272.06</i>
<b>COMMUNITY COLLEGES</b>																		
Carl Albert State College	41.00	1,230.00	41.00	1,230.00	0.0%	0.00	146.00	4,380.00	146.00	4,380.00	0.0%	0.00	303.25	9,097.50	303.25	9,097.50	0.0%	0.00
Connors State College	52.00	1,560.00	52.00	1,560.00	0.0%	0.00	161.00	4,830.00	164.00	4,920.00	1.9%	90.00	321.76	9,652.80	324.76	9,742.80	0.9%	90.00
Eastern Okla State College	43.47	1,304.10	43.47	1,304.10	0.0%	0.00	158.90	4,767.00	158.90	4,767.00	0.0%	0.00	279.46	8,383.80	279.46	8,383.80	0.0%	0.00
Murray State College	39.00	1,170.00	39.00	1,170.00	0.0%	0.00	183.20	5,496.00	188.25	5,647.50	2.8%	151.50	344.20	10,326.00	349.25	10,477.50	1.5%	151.50
Northeastern OK A&M College	64.75	1,942.50	64.75	1,942.50	0.0%	0.00	178.75	5,362.50	178.75	5,362.50	0.0%	0.00	383.75	11,512.50	383.75	11,512.50	0.0%	0.00
Northern Oklahoma College	37.00	1,110.00	37.00	1,110.00	0.0%	0.00	159.70	4,791.00	159.70	4,791.00	0.0%	0.00	385.20	11,556.00	385.20	11,556.00	0.0%	0.00
Oklahoma City Comm College	42.20	1,266.00	42.20	1,266.00	0.0%	0.00	146.06	4,381.80	146.06	4,381.80	0.0%	0.00	337.76	10,132.80	337.76	10,132.80	0.0%	0.00
Redlands Comm College	23.67	710.00	23.67	710.00	0.0%	0.00	178.51	5,355.20	178.51	5,355.20	0.0%	0.00	264.02	7,920.50	264.02	7,920.50	0.0%	0.00
Rose State College	41.72	1,251.50	43.42	1,302.50	4.1%	51.00	171.45	5,143.36	175.74	5,272.24	2.5%	128.88	384.00	11,519.86	388.29	11,648.74	1.1%	128.88
Seminole State College	57.00	1,710.00	57.00	1,710.00	0.0%	0.00	166.00	4,980.00	166.00	4,980.00	0.0%	0.00	377.00	11,310.00	377.00	11,310.00	0.0%	0.00
Tulsa Community College	29.78	893.50	29.78	893.50	0.0%	0.00	146.33	4,390.00	146.33	4,390.00	0.0%	0.00	371.33	11,140.00	371.33	11,140.00	0.0%	0.00
Western Oklahoma St College	45.77	1,373.00	45.77	1,373.00	0.0%	0.00	162.77	4,883.00	165.77	4,973.00	1.8%	90.00	326.27	9,788.00	334.27	10,028.00	2.5%	240.00
<i>2-Year College Average</i>	<i>43.11</i>	<i>1,293.38</i>	<i>43.25</i>	<i>1,297.63</i>	<i>0.3%</i>	<i>4.25</i>	<i>163.22</i>	<i>4,896.66</i>	<i>164.50</i>	<i>4,935.02</i>	<i>0.8%</i>	<i>38.36</i>	<i>339.83</i>	<i>10,194.98</i>	<i>341.53</i>	<i>10,245.85</i>	<i>0.5%</i>	<i>50.86</i>
<i>Main Campus Average</i>	<i>56.75</i>	<i>1,702.53</i>	<i>57.52</i>	<i>1,725.54</i>	<i>1.4%</i>	<i>23.01</i>	<i>222.13</i>	<i>6,663.97</i>	<i>227.05</i>	<i>6,811.55</i>	<i>2.2%</i>	<i>147.58</i>	<i>472.00</i>	<i>14,159.86</i>	<i>494.86</i>	<i>14,845.74</i>	<i>4.8%</i>	<i>685.89</i>

**Oklahoma State Regents for Higher Education  
FY27 Undergraduate Tuition and Mandatory Fees**

**Schedule III  
UNDERGRADUATE**

<i>Undergraduate</i>	Mandatory Fees						Total Resident Tuition and Mandatory Fees						Total Nonresident Tuition and Mandatory Fees					
	FY26 Per Credit Hour Rate	FY26 Cost for 30 Credit Hours	FY27 Per Credit Hour Rate	FY27 Cost for 30 Credit Hours	% Chg	\$ Chg	FY26 Per Credit Hour Rate	FY26 Cost for 30 Credit Hours	FY27 Per Credit Hour Rate	FY27 Cost for 30 Credit Hours	% Chg	\$ Chg	FY26 Per Credit Hour Rate	FY26 Cost for 30 Credit Hours	FY27 Per Credit Hour Rate	FY27 Cost for 30 Credit Hours	% Chg	\$ Chg
<b>CONSTITUENT AGENCIES</b>																		
OU Health Sciences Center	80.25	2,407.50	85.00	2,550.00	5.9%	142.50	270.45	8,113.50	286.70	8,601.00	6.0%	487.50	881.20	26,436.00	934.20	28,026.00	6.0%	1,590.00
OSUIT, OKM	40.00	1,200.00	40.75	1,222.50	1.9%	22.50	192.45	5,773.50	201.60	6,048.00	4.8%	274.50	379.45	11,383.50	388.60	11,658.00	2.4%	274.50
OSU - OKC	30.03	901.00	30.53	916.00	1.7%	15.00	159.98	4,799.50	167.58	5,027.50	4.8%	228.00	401.03	12,031.00	408.63	12,259.00	1.9%	228.00
<i>Average</i>	<i>50.09</i>	<i>1,502.83</i>	<i>52.09</i>	<i>1,562.83</i>	<i>4.0%</i>	<i>60.00</i>	<i>207.63</i>	<i>6,228.83</i>	<i>218.63</i>	<i>6,558.83</i>	<i>5.3%</i>	<i>330.00</i>	<i>553.89</i>	<i>16,616.83</i>	<i>577.14</i>	<i>17,314.33</i>	<i>4.2%</i>	<i>697.50</i>
<b>OTHER</b>																		
UCO - Nursing	41.27	1,238.10	41.27	1,238.10	0.0%	0.00	318.17	9,545.10	326.97	9,809.02	2.8%	263.92	681.07	20,432.10	702.57	21,077.06	3.2%	644.96
UCO - College of Business	41.27	1,238.10	41.27	1,238.10	0.0%	0.00	318.17	9,545.10	326.97	9,809.02	2.8%	263.92	681.07	20,432.10	702.57	21,077.06	3.2%	644.96
UCO - Language Pathology	41.27	1,238.10	41.27	1,238.10	0.0%	0.00	318.17	9,545.10	326.97	9,809.02	2.8%	263.92	681.07	20,432.10	702.57	21,077.06	3.2%	644.96
UCO - Prof Teacher Education	41.27	1,238.10	41.27	1,238.10	0.0%	0.00	306.45	9,193.50	316.86	9,505.72	3.4%	312.22	669.35	20,080.50	692.46	20,773.76	3.5%	693.26
NSU - BSN Precicensure	0.00		32.75	982.50		982.50	0.00	0.00	278.00	8,340.00		8,340.00	0.00	0.00	612.25	18,367.50		18,367.50
NSU - BSN Online Program	32.75	982.50	32.75	982.50	0.0%	0.00	268.00	8,040.00	278.00	8,340.00	3.7%	300.00	269.00	8,070.00	279.00	8,370.00	3.7%	300.00
NSU - Medical Lab Science Online	32.75	982.50	32.75	982.50	0.0%	0.00	268.00	8,040.00	278.00	8,340.00	3.7%	300.00	269.00	8,070.00	279.00	8,370.00	3.7%	300.00
SEOSU - Tinker, OKCC, Rose	0.00	0.00	0.00	0.00	0.0%	0.00	220.00	6,600.00	228.00	6,840.00	3.6%	240.00	508.00	15,240.00	526.00	15,780.00	3.5%	540.00
SWOSU - Online RN to BSN	29.20	876.00	29.20	876.00	0.0%	0.00	281.20	8,436.00	286.20	8,586.00	1.8%	150.00	282.20	8,466.00	523.20	15,696.00	85.4%	7,230.00
Rose State - Tinker AFB	0.00	0.00	0.00	0.00	0.0%	0.00	176.30	5,289.00	176.30	5,289.00	0.0%	0.00	383.30	11,499.00	383.30	11,499.00	0.0%	0.00
Rose State - Cyber Security (4-Year)	41.72	1,251.50	43.42	1,302.50	4.1%	51.00	185.35	5,560.40	189.92	5,697.58	2.5%	137.18	404.35	12,130.40	408.92	12,267.58	1.1%	137.18
Langston University - OKC & Tulsa	80.50	2,414.94	82.91	2,487.39	3.0%	72.45	240.26	7,207.74	247.46	7,423.89	3.0%	216.15	506.45	15,193.44	521.64	15,649.29	3.0%	455.85
Langston University - Ardmore	101.09	3,032.63	104.12	3,123.61	3.0%	90.98	260.85	7,825.43	268.67	8,060.11	3.0%	234.68	527.04	15,811.13	542.85	16,285.51	3.0%	474.38
MSC - Gunsmithing (4-Year)	39.00	1,170.00	39.00	1,170.00	0.0%	0.00	195.20	5,856.00	200.25	6,007.50	2.6%	151.50	356.20	10,686.00	361.25	10,837.50	1.4%	151.50
MSC - Off Campus	39.00	1,170.00	39.00	1,170.00	0.0%	0.00	218.20	6,546.00	223.25	6,697.50	2.3%	151.50	379.20	11,376.00	384.25	11,527.50	1.3%	151.50
NOC/OSU - Gateway Program	126.52	3,795.50	132.12	3,963.50	4.4%	168.00	307.07	9,212.00	321.22	9,636.50	4.6%	424.50	824.42	24,732.50	863.12	25,893.50	4.7%	1,161.00
Reach Higher Adult Degree Completion Program (NSU, CU, LU, NWOSU, RSU, SWOSU, UCO)	0.00	0.00	0.00	0.00	0.0%	0.00	296.98	8,909.40	306.70	9,201.00	3.3%	291.60	647.94	19,438.20	669.10	20,073.00	3.3%	634.80
OU - Online Programs	0.00	0.00	0.00	0.00		0.00	0.00	0.00	400.00	12,000.00	#DIV/0!	12,000.00	0.00	0.00	400.00	12,000.00	#DIV/0!	12,000.00

**Oklahoma State Regents for Higher Education  
FY27 Undergraduate Tuition and Mandatory Fees**

*Schedule III  
UNDERGRADUATE*

<i>Undergraduate</i>  Institution	Legislative Peer Limit -- Resident Tuition & Mandatory Fees						Legislative Peer Limit -- Nonresident Tuition & Mandatory Fees					
	FY27 Peer Limit per Credit Hour Rate	FY27 Peer Limit	FY27 per Credit Hour Rate	FY27 Insti'l Request	Difference from Peer Limit	% of Peer Limit	FY27 Peer Limit per Credit Hour Rate	FY27 Peer Limit	FY27 per Credit Hour Rate	FY27 Insti'l Request	Difference from Peer Limit	% of Peer Limit
<b>RESEARCH University</b>												
University of Oklahoma	460.80	13,824.00	349.50	10,485.00	3,339.00	75.8%	1,273.70	38,211.00	972.10	29,163.00	9,048.00	76.3%
Okla State University & Tulsa	460.80	13,824.00	322.70	9,681.00	4,143.00	70.0%	1,273.70	38,211.00	864.60	25,938.00	12,273.00	67.9%
<i>Average</i>	<i>460.80</i>	<i>13,824.00</i>	<i>336.10</i>	<i>10,083.00</i>	<i>3,741.00</i>	<i>72.9%</i>	<i>1,273.70</i>	<i>38,211.00</i>	<i>918.35</i>	<i>27,550.50</i>	<i>10,660.50</i>	<i>72.1%</i>
<b>REGIONAL University</b>												
University of Central Oklahoma	327.13	9,814.00	311.86	9,355.72	458.28	95.3%	787.53	23,626.00	687.46	20,623.76	3,002.24	87.3%
East Central University	326.57	9,797.00	285.40	8,562.00	1,235.00	87.4%	682.00	20,460.00	633.40	19,002.00	1,458.00	92.9%
Northeastern State University	326.57	9,797.00	278.00	8,340.00	1,457.00	85.1%	682.00	20,460.00	612.25	18,367.50	2,092.50	89.8%
Northwestern OK St University	326.57	9,797.00	262.75	7,882.50	1,914.50	80.5%	682.00	20,460.00	507.75	15,232.50	5,227.50	74.5%
Rogers State University	326.57	9,797.00	280.00	8,400.00	1,397.00	85.7%	682.00	20,460.00	569.00	17,070.00	3,390.00	83.4%
Southeastern OK St University	326.57	9,797.00	269.00	8,070.00	1,727.00	82.4%	682.00	20,460.00	595.00	17,850.00	2,610.00	87.2%
Southwestern OK St University	326.57	9,797.00	281.20	8,436.00	1,361.00	86.1%	682.00	20,460.00	611.20	18,336.00	2,124.00	89.6%
Cameron University	326.57	9,797.00	236.50	7,095.00	2,702.00	72.4%	682.00	20,460.00	550.50	16,515.00	3,945.00	80.7%
Langston University	326.57	9,797.00	245.06	7,351.78	2,445.22	75.0%	682.00	20,460.00	519.24	15,577.18	4,882.82	76.1%
OK Panhandle State University	326.57	9,797.00	297.32	8,919.50	877.50	91.0%	682.00	20,460.00	501.62	15,048.50	5,411.50	73.6%
University of Sci & Arts of OK	440.73	13,222.00	283.00	8,490.00	4,732.00	64.2%	898.60	26,958.00	649.00	19,470.00	7,488.00	72.2%
<i>Average</i>	<i>337.00</i>	<i>10,109.91</i>	<i>275.46</i>	<i>8,263.86</i>	<i>1,846.05</i>	<i>81.7%</i>	<i>711.28</i>	<i>21,338.55</i>	<i>585.13</i>	<i>17,553.86</i>	<i>3,784.69</i>	<i>82.3%</i>
<i>4-Year University Average</i>	<i>356.04</i>	<i>10,681.31</i>	<i>284.79</i>	<i>8,543.73</i>	<i>2,137.58</i>	<i>80.9%</i>	<i>797.81</i>	<i>23,934.31</i>	<i>636.39</i>	<i>19,091.80</i>	<i>4,842.50</i>	<i>80.9%</i>
<b>COMMUNITY COLLEGES</b>												
Carl Albert State College	258.93	7,768.00	146.00	4,380.00	3,388.00	56.4%	438.53	13,156.00	303.25	9,097.50	4,058.50	69.2%
Connors State College	258.93	7,768.00	164.00	4,920.00	2,848.00	63.3%	438.53	13,156.00	324.76	9,742.80	3,413.20	74.1%
Eastern Okla State College	258.93	7,768.00	158.90	4,767.00	3,001.00	61.4%	438.53	13,156.00	279.46	8,383.80	4,772.20	63.7%
Murray State College	258.93	7,768.00	188.25	5,647.50	2,120.50	72.7%	438.53	13,156.00	349.25	10,477.50	2,678.50	79.6%
Northeastern OK A&M College	258.93	7,768.00	178.75	5,362.50	2,405.50	69.0%	438.53	13,156.00	383.75	11,512.50	1,643.50	87.5%
Northern Oklahoma College	258.93	7,768.00	159.70	4,791.00	2,977.00	61.7%	438.53	13,156.00	385.20	11,556.00	1,600.00	87.8%
Oklahoma City Comm College	258.93	7,768.00	146.06	4,381.80	3,386.20	56.4%	438.53	13,156.00	337.76	10,132.80	3,023.20	77.0%
Redlands Comm College	258.93	7,768.00	178.51	5,355.20	2,412.80	68.9%	438.53	13,156.00	264.02	7,920.50	5,235.50	60.2%
Rose State College	258.93	7,768.00	175.74	5,272.24	2,495.76	67.9%	438.53	13,156.00	388.29	11,648.74	1,507.26	88.5%
Seminole State College	258.93	7,768.00	166.00	4,980.00	2,788.00	64.1%	438.53	13,156.00	377.00	11,310.00	1,846.00	86.0%
Tulsa Community College	258.93	7,768.00	146.33	4,390.00	3,378.00	56.5%	438.53	13,156.00	371.33	11,140.00	2,016.00	84.7%
Western Oklahoma St College	258.93	7,768.00	165.77	4,973.00	2,795.00	64.0%	438.53	13,156.00	334.27	10,028.00	3,128.00	76.2%
<i>2-Year College Average</i>	<i>258.93</i>	<i>7,768.00</i>	<i>164.50</i>	<i>4,935.02</i>	<i>2,832.98</i>	<i>63.5%</i>	<i>438.53</i>	<i>13,156.00</i>	<i>341.53</i>	<i>10,245.85</i>	<i>2,910.16</i>	<i>77.9%</i>
<i>Main Campus Average</i>	<i>309.43</i>	<i>9,282.92</i>	<i>227.05</i>	<i>6,811.55</i>	<i>2,471.37</i>	<i>73.4%</i>	<i>625.36</i>	<i>18,760.72</i>	<i>494.86</i>	<i>14,845.74</i>	<i>3,914.98</i>	<i>79.1%</i>

**Oklahoma State Regents for Higher Education  
FY27 Undergraduate Tuition and Mandatory Fees**

*Schedule III  
UNDERGRADUATE*

<i>Undergraduate</i>	Legislative Peer Limit -- Resident Tuition & Mandatory Fees						Legislative Peer Limit -- Nonresident Tuition & Mandatory Fees					
	FY27 Peer Limit per Credit Hour Rate	FY27 Peer Limit	FY27 per Credit Hour Rate	FY27 Insti'l Request	Difference from Peer Limit	% of Peer Limit	FY27 Peer Limit per Credit Hour Rate	FY27 Peer Limit	FY27 per Credit Hour Rate	FY27 Insti'l Request	Difference from Peer Limit	% of Peer Limit
<b>CONSTITUENT AGENCIES</b>												
OU Health Sciences Center	460.80	13,824.00	286.70	8,601.00	5,223.00	62.2%	1,273.70	38,211.00	934.20	28,026.00	10,185.00	73.3%
OSUIT, OKM	460.80	13,824.00	201.60	6,048.00	7,776.00	43.8%	1,273.70	38,211.00	388.60	11,658.00	26,553.00	30.5%
OSU - OKC	460.80	13,824.00	167.58	5,027.50	8,796.50	36.4%	1,273.70	38,211.00	408.63	12,259.00	25,952.00	32.1%
<i>Average</i>	<i>460.80</i>	<i>13,824.00</i>	<i>218.63</i>	<i>6,558.83</i>	<i>7,265.17</i>	<i>47.4%</i>	<i>1,273.70</i>	<i>38,211.00</i>	<i>577.14</i>	<i>17,314.33</i>	<i>20,896.67</i>	<i>45.3%</i>
<b>OTHER</b>												
UCO - Nursing	327.13	9,814.00	326.97	9,809.02	4.98	99.95%	787.53	23,626.00	702.57	21,077.06	2,548.94	89.2%
UCO - College of Business	327.13	9,814.00	326.97	9,809.02	4.98	99.95%	787.53	23,626.00	702.57	21,077.06	2,548.94	89.2%
UCO - Language Pathology	327.13	9,814.00	326.97	9,809.02	4.98	99.95%	787.53	23,626.00	702.57	21,077.06	2,548.94	89.2%
UCO - Prof Teacher Education	327.13	9,814.00	316.86	9,505.72	308.28	96.9%	787.53	23,626.00	692.46	20,773.76	2,852.24	87.9%
NSU - BSN Precicensure	326.57	9,797.00	278.00	8,340.00	1,457.00	85.1%	682.00	20,460.00	612.25	18,367.50	2,092.50	89.8%
NSU - BSN Online Program	326.57	9,797.00	278.00	8,340.00	1,457.00	85.1%	682.00	20,460.00	279.00	8,370.00	12,090.00	40.9%
NSU - Medical Lab Science Online	326.57	9,797.00	278.00	8,340.00	1,457.00	85.1%	682.00	20,460.00	279.00	8,370.00	12,090.00	40.9%
SEOSU - Tinker, OKCC, Rose	326.57	9,797.00	228.00	6,840.00	2,957.00	69.8%	682.00	20,460.00	526.00	15,780.00	4,680.00	77.1%
SWOSU - Online RN to BSN	326.57	9,797.00	286.20	8,586.00	1,211.00	87.6%	682.00	20,460.00	523.20	15,696.00	4,764.00	76.7%
Rose State - Tinker AFB	258.93	7,768.00	176.30	5,289.00	2,479.00	68.1%	438.53	13,156.00	383.30	11,499.00	1,657.00	87.4%
Rose State - Cyber Security (4-Year)	258.93	7,768.00	189.92	5,697.58	2,070.42	73.3%	438.53	13,156.00	408.92	12,267.58	888.42	93.2%
Langston University - OKC & Tulsa	326.57	9,797.00	247.46	7,423.89	2,373.11	75.8%	682.00	20,460.00	521.64	15,649.29	4,810.71	76.5%
Langston University - Ardmore	326.57	9,797.00	268.67	8,060.11	1,736.89	82.3%	682.00	20,460.00	542.85	16,285.51	4,174.49	79.6%
MSC - Gunsmithing (4-Year)	326.57	9,797.00	200.25	6,007.50	5,146.00	61.3%	682.00	20,460.00	361.25	10,837.50	10,979.00	53.0%
MSC - Off Campus	258.93	7,768.00	223.25	6,697.50	2,427.00	86.2%	438.53	13,156.00	384.25	11,527.50	2,985.00	87.6%
NOC/OSU - Gateway Program	460.80	13,824.00	321.22	9,636.50	5,544.00	69.7%	1,273.70	38,211.00	863.12	25,893.50	13,674.00	67.8%
Reach Higher Adult Degree Completion Program (NSU, CU, LU, NWOSU, RSU, SWOSU, UCO)	326.57	9,797.00	306.70	9,201.00	596.00	93.9%	682.00	20,460.00	669.10	20,073.00	387.00	98.1%
OU - Online Programs	460.80	13,824.00	400.00	12,000.00	1,824.00	86.8%	1,273.70	38,211.00	400.00	12,000.00	26,211.00	31.4%

**Oklahoma State Regents for Higher Education  
FY27 Graduate Tuition and Mandatory Fees**

*Schedule IV  
GRADUATE*

<i>Graduate</i>  Institution	Resident Tuition						Nonresident Tuition					
	FY26 Per Credit Hour Rate	FY26 Cost for 30 Credit Hours	FY27 Per Credit Hour Rate	FY27 Cost for 30 Credit Hours	% Chg	\$ Chg	FY26 Per Credit Hour Rate	FY26 Cost for 30 Credit Hours	FY27 Per Credit Hour Rate	FY27 Cost for 30 Credit Hours	% Chg	\$ Chg
<b>RESEARCH UNIVERSITY</b>												
University of Oklahoma	393.75	9,450.00	405.75	9,738.00	3.0%	288.00	1,112.75	26,706.00	1,146.25	27,510.00	3.0%	804.00
Okla State University & Tulsa	233.80	5,611.20	244.90	5,877.60	4.7%	266.40	879.75	21,114.00	921.50	22,116.00	4.7%	1,002.00
<i>Average</i>	<i>313.78</i>	<i>6,822.60</i>	<i>325.33</i>	<i>7,807.80</i>	<i>4.1%</i>	<i>277.20</i>	<i>996.25</i>	<i>22,100.20</i>	<i>1,033.88</i>	<i>24,813.00</i>	<i>4.1%</i>	<i>903.00</i>
<b>REGIONAL UNIV</b>												
University of Central Oklahoma	340.14	8,163.36	353.68	8,488.26	4.0%	324.90	757.14	18,171.36	785.27	18,846.54	3.7%	675.18
East Central University	285.00	6,840.00	294.00	7,056.00	3.2%	216.00	647.00	15,528.00	668.00	16,032.00	3.2%	504.00
Northeastern State University	297.50	7,140.00	309.75	7,434.00	4.1%	294.00	649.50	15,588.00	675.00	16,200.00	3.9%	612.00
Northwestern OK St University	283.25	6,798.00	292.75	7,026.00	3.4%	228.00	561.25	13,470.00	577.75	13,866.00	2.9%	396.00
Rogers State University	172.00	4,128.00	210.00	5,040.00	22.1%	912.00	455.00	10,920.00	499.00	11,976.00	9.7%	1,056.00
Southeastern OK St University	291.00	6,984.00	300.00	7,200.00	3.1%	216.00	669.00	16,056.00	690.00	16,560.00	3.1%	504.00
Southwestern OK St University	301.50	7,236.00	310.00	7,440.00	2.8%	204.00	302.50	7,260.00	640.00	15,360.00	111.6%	8,100.00
Cameron University	223.00	5,352.00	223.00	5,352.00	0.0%	0.00	596.00	14,304.00	596.00	14,304.00	0.0%	0.00
Langston University	205.75	4,938.00	211.92	5,086.08	3.0%	148.08	510.33	12,247.92	525.64	12,615.36	3.0%	367.44
OK Panhandle State University	235.00	5,640.00	235.00	5,640.00	0.0%	0.00	540.00	12,960.00	540.00	12,960.00	0.0%	0.00
<i>Average</i>	<i>266.57</i>	<i>5,722.83</i>	<i>274.01</i>	<i>6,576.23</i>	<i>4.4%</i>	<i>254.30</i>	<i>571.97</i>	<i>13,541.36</i>	<i>619.67</i>	<i>14,871.99</i>	<i>9.0%</i>	<i>1,221.46</i>
<i>Main Campus Average</i>	<i>275.15</i>	<i>5,922.79</i>	<i>282.56</i>	<i>6,781.50</i>	<i>4.8%</i>	<i>281.58</i>	<i>649.11</i>	<i>15,097.51</i>	<i>688.70</i>	<i>16,528.83</i>	<i>7.7%</i>	<i>1,168.39</i>
<b>OTHER</b>												
OU - Online Programs	448.50	10,764.00	448.50	10,764.00	0.0%	0.00	448.50	10,764.00	448.50	10,764.00	0.0%	0.00
OSU & Tulsa - 100% Online Degree Programs	489.00	11,736.00	489.00	12,288.00	4.7%	552.00	530.00	12,720.00	530.00	13,320.00	4.7%	600.00
OSU CHS - On Campus	233.80	5,611.20	244.90	5,877.60	4.7%	266.40	879.75	21,114.00	921.50	22,116.00	4.7%	1,002.00
OSU CHS - Online Programs	233.80	5,611.20	285.00	6,840.00	21.9%	1,228.80	364.00	8,736.00	421.00	10,104.00	15.7%	1,368.00
UCO - MBA	427.80	10,267.20	444.44	10,666.59	3.9%	399.39	844.80	20,275.20	876.04	21,024.87	3.7%	749.67
UCO - Business Analytics	400.14	9,603.36	413.68	9,928.26	3.4%	324.90	817.14	19,611.36	845.27	20,286.54	3.4%	675.18
UCO - Business Finance	400.14	9,603.36	413.68	9,928.26	3.4%	324.90	817.14	19,611.36	845.27	20,286.54	3.4%	675.18
UCO - Language Pathology	365.14	8,763.36	378.68	9,088.26	3.7%	324.90	782.14	18,771.36	810.27	19,446.54	3.6%	675.18
NSU - Occupational Therapy	375.00	9,000.00	398.50	9,564.00	6.3%	564.00	686.00	16,464.00	713.50	17,124.00	4.0%	660.00
NSU - MSN Online Program	299.50	7,188.00	311.75	7,482.00	4.1%	294.00	300.50	7,212.00	312.75	7,506.00	4.1%	294.00
NSU - Online Only	297.50	7,140.00	309.75	7,434.00	4.1%	294.00	298.50	7,164.00	310.75	7,458.00	4.1%	294.00
NSU - PA Program	375.00	9,000.00	398.50	9,564.00	6.3%	564.00	691.25	16,590.00	713.50	17,124.00	3.2%	534.00
SEOSU - OKCCC/RSC	270.00	6,480.00	278.00	6,672.00	3.0%	192.00	634.00	15,216.00	653.00	15,672.00	3.0%	456.00
SEOSU - Online MBA	261.00	6,264.00	270.00	6,480.00	3.4%	216.00	639.00	15,336.00	661.00	15,864.00	3.4%	528.00
SEOSU - Online M. Ed	229.00	5,496.00	236.00	5,664.00	3.1%	168.00	607.00	14,568.00	626.00	15,024.00	3.1%	456.00
SEOSU - Online M. NAL & SPRT	300.00	7,200.00	310.00	7,440.00	3.3%	240.00	678.00	16,272.00	701.00	16,824.00	3.4%	552.00
SEOSU - Online Nurs & Allied Health	300.00	7,200.00	310.00	7,440.00	3.3%	240.00	678.00	16,272.00	701.00	16,824.00	3.4%	552.00
Cameron University - Online MBA	345.00	8,280.00	345.00	8,280.00	0.0%	0.00	450.00	10,800.00	450.00	10,800.00	0.0%	0.00
Cameron University - Online MSOL	345.00	8,280.00	345.00	8,280.00	0.0%	0.00	450.00	10,800.00	450.00	10,800.00	0.0%	0.00
Langston University - OKC & Tulsa	205.75	4,938.00	211.92	5,086.08	3.0%	148.08	510.33	12,247.92	525.64	12,615.36	3.0%	367.44
<i>Total Average*</i>	<i>303.42</i>	<i>7,282.07</i>	<i>314.50</i>	<i>7,564.34</i>	<i>4.2%</i>	<i>282.27</i>	<i>632.79</i>	<i>15,186.97</i>	<i>662.78</i>	<i>15,924.32</i>	<i>6.6%</i>	<i>737.36</i>

**Oklahoma State Regents for Higher Education  
FY27 Graduate Tuition and Mandatory Fees**

*Schedule IV  
GRADUATE*

<i>Graduate</i>	Mandatory Fees						Total Resident Tuition and Mandatory Fees						Total Nonresident Tuition and Mandatory Fees					
	FY26 Per Credit Hour Rate	FY26 Cost for 30 Credit Hours	FY27 Per Credit Hour Rate	FY27 Cost for 30 Credit Hours	% Chg	\$ Chg	FY26 Per Credit Hour Rate	FY26 Cost for 30 Credit Hours	FY27 Per Credit Hour Rate	FY27 Cost for 30 Credit Hours	% Chg	\$ Chg	FY26 Per Credit Hour Rate	FY26 Cost for 30 Credit Hours	FY27 Per Credit Hour Rate	FY27 Cost for 30 Credit Hours	% Chg	\$ Chg
Institution																		
<b>RESEARCH UNIVERSITY</b>																		
University of Oklahoma	7.45	178.80	7.45	178.80	0.0%	0.00	401.20	9,628.80	413.20	9,916.80	3.0%	288.00	1,120.20	26,884.80	1,153.70	27,688.80	3.0%	804.00
Okla State University & Tulsa	127.55	3,061.20	133.60	3,206.40	4.7%	145.20	361.35	8,672.40	378.50	9,084.00	4.7%	411.60	1,007.30	24,175.20	1,055.10	25,322.40	4.7%	1,147.20
<i>Average</i>	<i>67.50</i>	<i>1,920.50</i>	<i>70.53</i>	<i>1,692.60</i>	<i>3.8%</i>	<i>72.60</i>	<i>381.28</i>	<i>9,150.60</i>	<i>395.85</i>	<i>9,500.40</i>	<i>3.8%</i>	<i>349.80</i>	<i>1,063.75</i>	<i>25,530.00</i>	<i>1,104.40</i>	<i>26,505.60</i>	<i>3.8%</i>	<i>975.60</i>
<b>REGIONAL UNIV</b>																		
University of Central Oklahoma	41.27	990.48	41.27	990.48	0.0%	0.00	381.41	9,153.84	394.95	9,478.74	3.5%	324.90	798.41	19,161.84	826.54	19,837.02	3.5%	675.18
East Central University	61.13	1,467.20	63.55	1,525.20	4.0%	58.00	346.13	8,307.20	357.55	8,581.20	3.3%	274.00	708.13	16,995.20	731.55	17,557.20	3.3%	562.00
Northeastern State University	32.75	786.00	32.75	786.00	0.0%	0.00	330.25	7,926.00	342.50	8,220.00	3.7%	294.00	682.25	16,374.00	707.75	16,986.00	3.7%	612.00
Northwestern OK St University	21.75	522.00	21.75	522.00	0.0%	0.00	305.00	7,320.00	314.50	7,548.00	3.1%	228.00	583.00	13,992.00	599.50	14,388.00	2.8%	396.00
Rogers State University	97.00	2,328.00	97.00	2,328.00	0.0%	0.00	269.00	6,456.00	307.00	7,368.00	14.1%	912.00	552.00	13,248.00	596.00	14,304.00	8.0%	1,056.00
Southeastern OK St University	25.00	600.00	28.00	672.00	12.0%	72.00	316.00	7,584.00	328.00	7,872.00	3.8%	288.00	694.00	16,656.00	718.00	17,232.00	3.5%	576.00
Southwestern OK St University	29.20	700.80	29.20	700.80	0.0%	0.00	330.70	7,936.80	339.20	8,140.80	2.6%	204.00	331.70	7,960.80	669.20	16,060.80	101.7%	8,100.00
Cameron University	56.00	1,344.00	56.00	1,344.00	0.0%	0.00	279.00	6,696.00	279.00	6,696.00	0.0%	0.00	652.00	15,648.00	652.00	15,648.00	0.0%	0.00
Langston University	83.65	2,007.51	86.16	2,067.74	3.0%	60.23	289.40	6,945.51	298.08	7,153.82	3.0%	208.31	593.98	14,255.43	611.80	14,683.10	3.0%	427.67
OK Panhandle State University	118.93	2,854.40	118.93	2,854.40	0.0%	0.00	353.93	8,494.40	353.93	8,494.40	0.0%	0.00	658.93	15,814.40	658.93	15,814.40	0.0%	0.00
<i>Average</i>	<i>49.75</i>	<i>1,161.94</i>	<i>57.46</i>	<i>1,379.06</i>	<i>1.6%</i>	<i>19.02</i>	<i>316.32</i>	<i>7,591.71</i>	<i>331.47</i>	<i>7,955.30</i>	<i>4.0%</i>	<i>303.69</i>	<i>621.72</i>	<i>14,921.25</i>	<i>677.13</i>	<i>16,251.05</i>	<i>9.2%</i>	<i>1,378.32</i>
<i>Main Campus Average</i>	<i>58.47</i>	<i>1,299.86</i>	<i>59.64</i>	<i>1,431.32</i>	<i>2.2%</i>	<i>27.95</i>	<i>330.28</i>	<i>7,926.75</i>	<i>342.20</i>	<i>8,212.81</i>	<i>3.6%</i>	<i>286.07</i>	<i>698.49</i>	<i>16,763.81</i>	<i>748.34</i>	<i>17,960.14</i>	<i>7.8%</i>	<i>1,305.10</i>
<b>OTHER</b>																		
OU - Online Programs	0.00	0.00	0.00	0.00	0.0%	0.00	448.50	10,764.00	448.50	10,764.00	0.0%	0.00	448.50	10,764.00	448.50	10,764.00	0.0%	0.00
OSU & Tulsa - 100% Online Degree Programs	0.00	0.00	0.00	0.00	0.0%	0.00	489.00	11,736.00	512.00	12,288.00	4.7%	552.00	530.00	12,720.00	555.00	13,320.00	4.7%	600.00
OSU CHS - On Campus	38.31	919.52	40.11	962.72	4.7%	43.20	272.11	6,530.72	285.01	6,840.32	4.7%	309.60	918.06	22,033.52	961.61	23,078.72	4.7%	1,045.20
OSU CHS - Online Programs	38.31	919.52	0.00	0.00	-100.0%	-919.52	272.11	6,530.72	285.00	6,840.00	4.7%	309.28	402.31	9,655.52	421.00	10,104.00	4.6%	448.48
UCO - MBA	41.27	990.48	41.27	990.48	0.0%	0.00	469.07	11,257.68	485.71	11,657.07	3.5%	399.39	886.07	21,265.68	917.31	22,015.35	3.5%	749.67
UCO - Business Analytics	41.27	990.48	41.27	990.48	0.0%	0.00	441.41	10,593.84	454.95	10,918.74	3.1%	324.90	858.41	20,601.84	886.54	21,277.02	3.3%	675.18
UCO - Business Finance	41.27	990.48	41.27	990.48	0.0%	0.00	441.41	10,593.84	454.95	10,918.74	3.1%	324.90	858.41	20,601.84	886.54	21,277.02	3.3%	675.18
UCO - Language Pathology	41.27	990.48	41.27	990.48	0.0%	0.00	406.41	9,753.84	419.95	10,078.74	3.3%	324.90	823.41	19,761.84	851.54	20,437.02	3.4%	675.18
NSU - Occupational Therapy	32.75	786.00	32.75	786.00	0.0%	0.00	407.75	9,786.00	431.25	10,350.00	5.8%	564.00	718.75	17,250.00	746.25	17,910.00	3.8%	660.00
NSU - MSN Online Program	32.75	786.00	32.75	786.00	0.0%	0.00	332.25	7,974.00	344.50	8,268.00	3.7%	294.00	333.25	7,998.00	345.50	8,292.00	3.7%	294.00
NSU - Online Only	32.75	786.00	32.75	786.00	0.0%	0.00	330.25	7,926.00	342.50	8,220.00	3.7%	294.00	331.25	7,950.00	343.50	8,244.00	3.7%	294.00
NSU - PA Program	32.75	786.00	32.75	786.00	0.0%	0.00	407.75	9,786.00	431.25	10,350.00	5.8%	564.00	724.00	17,376.00	746.25	17,910.00	3.1%	534.00
SEOSU - OKCCC/RSC	0.00	0.00	0.00	0.00	0.0%	0.00	270.00	6,480.00	278.00	6,672.00	3.0%	192.00	634.00	15,216.00	653.00	15,672.00	3.0%	456.00
SEOSU - Online MBA	25.00	600.00	28.00	672.00	12.0%	72.00	286.00	6,864.00	298.00	7,152.00	4.2%	288.00	664.00	15,936.00	689.00	16,536.00	3.8%	600.00
SEOSU - Online M. Ed	25.00	600.00	28.00	672.00	12.0%	72.00	254.00	6,096.00	264.00	6,336.00	3.9%	240.00	632.00	15,168.00	654.00	15,696.00	3.5%	528.00
SEOSU - Online M. NAL & SPRT	25.00	600.00	28.00	672.00	12.0%	72.00	325.00	7,800.00	338.00	8,112.00	4.0%	312.00	703.00	16,872.00	729.00	17,496.00	3.7%	624.00
SEOSU - Online Nurs & Allied Health	25.00	600.00	28.00	672.00	12.0%	72.00	325.00	7,800.00	338.00	8,112.00	4.0%	312.00	703.00	16,872.00	729.00	17,496.00	3.7%	624.00
Cameron University - Online MBA	0.00	0.00	0.00	0.00	0.0%	0.00	345.00	8,280.00	345.00	8,280.00	0.0%	0.00	450.00	10,800.00	450.00	10,800.00	0.0%	0.00
Cameron University - Online MSOL	0.00	0.00	0.00	0.00	0.0%	0.00	345.00	8,280.00	345.00	8,280.00	0.0%	0.00	450.00	10,800.00	450.00	10,800.00	0.0%	0.00
Langston University - OKC & Tulsa	80.84	1,940.07	83.26	1,998.27	3.0%	58.20	286.59	6,878.07	295.18	7,084.35	3.0%	206.28	591.17	14,187.99	608.90	14,613.63	3.0%	425.64
<i>Total Average*</i>	<i>40.52</i>	<i>972.37</i>	<i>40.28</i>	<i>966.65</i>	<i>-0.6%</i>	<i>-5.73</i>	<i>343.93</i>	<i>8254.44</i>	<i>355.46</i>	<i>8530.98</i>	<i>3.4%</i>	<i>276.54</i>	<i>673.31</i>	<i>16,159.34</i>	<i>703.79</i>	<i>16,890.97</i>	<i>6.0%</i>	<i>731.63</i>

**Oklahoma State Regents for Higher Education  
FY27 Graduate Tuition and Mandatory Fees**

*Schedule IV  
GRADUATE*

<i>Graduate</i>  <b>Institution</b>	Legislative Peer Limit -- Resident Tuition & Mandatory Fees						Legislative Peer Limit -- Nonresident Tuition & Mandatory Fees					
	<b>FY27 Peer Limit per Credit Hour Rate</b>	<b>FY27 Peer Limit</b>	<b>FY27 per Credit Hour Rate</b>	<b>FY27 Inst'l Request</b>	<b>Difference from Peer Limit</b>	<b>% of Peer Limit</b>	<b>FY27 Peer Limit per Credit Hour Rate</b>	<b>FY27 Peer Limit</b>	<b>FY27 per Credit Hour Rate</b>	<b>FY27 Inst'l Request</b>	<b>Difference from Peer Limit</b>	<b>% of Peer Limit</b>
<b>RESEARCH UNIVERSITY</b>												
University of Oklahoma	548.92	13,174.00	413.20	9,916.80	3,257.20	75.3%	1,281.38	30,753.00	1,153.70	27,688.80	3,064.20	90.0%
Okla State University & Tulsa	548.92	13,174.00	378.50	9,084.00	4,090.00	69.0%	1,281.38	30,753.00	1,055.10	25,322.40	5,430.60	82.3%
<i>Average</i>	<i>548.92</i>	<i>13,174.00</i>	<i>395.85</i>	<i>9,500.40</i>	<i>3,673.60</i>	<i>72.1%</i>	<i>1,281.38</i>	<i>30,753.00</i>	<i>1,104.40</i>	<i>26,505.60</i>	<i>4,247.40</i>	<i>86.2%</i>
<b>REGIONAL UNIV</b>												
University of Central Oklahoma	491.29	11,791.00	394.95	9,478.74	2,312.26	80.4%	979.42	23,506.00	826.54	19,837.02	3,668.98	84.4%
East Central University	431.67	10,360.00	357.55	8,581.20	1,778.80	82.8%	747.29	17,935.00	731.55	17,557.20	377.80	97.9%
Northeastern State University	431.67	10,360.00	342.50	8,220.00	2,140.00	79.3%	747.29	17,935.00	707.75	16,986.00	949.00	94.7%
Northwestern OK St University	431.67	10,360.00	314.50	7,548.00	2,812.00	72.9%	747.29	17,935.00	599.50	14,388.00	3,547.00	80.2%
Rogers State University	431.67	10,360.00	307.00	7,368.00	2,992.00	71.1%	747.29	17,935.00	596.00	14,304.00	3,631.00	79.8%
Southeastern OK St University	431.67	10,360.00	328.00	7,872.00	2,488.00	76.0%	747.29	17,935.00	718.00	17,232.00	703.00	96.1%
Southwestern OK St University	431.67	10,360.00	339.20	8,140.80	2,219.20	78.6%	747.29	17,935.00	669.20	16,060.80	1,874.20	89.6%
Cameron University	431.67	10,360.00	279.00	6,696.00	3,664.00	64.6%	747.29	17,935.00	652.00	15,648.00	2,287.00	87.2%
Langston University	431.67	10,360.00	298.08	7,153.82	3,206.18	69.1%	747.29	17,935.00	611.80	14,683.10	3,251.90	81.9%
OK Panhandle State University	431.67	10,360.00	353.93	8,494.40	1,865.60	82.0%	747.29	17,935.00	658.93	15,814.40	2,120.60	88.2%
<i>Average</i>	<i>437.63</i>	<i>10,503.10</i>	<i>331.47</i>	<i>7,955.30</i>	<i>2,547.80</i>	<i>75.7%</i>	<i>770.50</i>	<i>18,492.10</i>	<i>677.13</i>	<i>16,251.05</i>	<i>2,241.05</i>	<i>87.9%</i>
<i>Main Campus Average</i>	<i>456.18</i>	<i>10,948.25</i>	<i>342.20</i>	<i>8,212.81</i>	<i>2,735.44</i>	<i>75.0%</i>	<i>855.65</i>	<i>20,535.58</i>	<i>748.34</i>	<i>17,960.14</i>	<i>2,575.44</i>	<i>87.5%</i>
<b>OTHER</b>												
OU - Online Programs	548.92	13,174.00	448.50	10,764.00	2,410.00	81.7%	1,281.38	30,753.00	448.50	10,764.00	19,989.00	35.0%
OSU & Tulsa - 100% Online Degree Programs	548.92	13,174.00	512.00	12,288.00	886.00	93.3%	1,281.38	30,753.00	555.00	13,320.00	17,433.00	43.3%
OSU CHS - On Campus	548.92	13,174.00	285.01	6,840.32	6,333.68	51.9%	1,281.38	30,753.00	961.61	23,078.72	7,674.28	75.0%
OSU CHS - Online Programs	548.92	13,174.00	285.00	6,840.00	6,334.00	51.9%	1,281.38	30,753.00	421.00	10,104.00	20,649.00	32.9%
UCO - MBA	491.29	11,791.00	485.71	11,657.07	133.93	98.9%	979.42	23,506.00	917.31	22,015.35	1,490.65	93.7%
UCO - Business Analytics	491.29	11,791.00	454.95	10,918.74	872.26	92.6%	979.42	23,506.00	886.54	21,277.02	2,228.98	90.5%
UCO - Business Finance	491.29	11,791.00	454.95	10,918.74	872.26	92.6%	979.42	23,506.00	886.54	21,277.02	2,228.98	90.5%
UCO - Language Pathology	491.29	11,791.00	419.95	10,078.74	1,712.26	85.5%	979.42	23,506.00	851.54	20,437.02	3,068.98	86.9%
NSU - Occupational Therapy	431.67	10,360.00	431.25	10,350.00	10.00	99.9%	747.29	17,935.00	746.25	17,910.00	25.00	99.9%
NSU - MSN Online Program	431.67	10,360.00	344.50	8,268.00	2,092.00	79.8%	747.29	17,935.00	345.50	8,292.00	9,643.00	46.2%
NSU - Online Only	431.67	10,360.00	342.50	8,220.00	2,140.00	79.3%	747.29	17,935.00	343.50	8,244.00	9,691.00	46.0%
NSU - PA Program	431.67	10,360.00	431.25	10,350.00	10.00	99.9%	747.29	17,935.00	746.25	17,910.00	25.00	99.9%
SEOSU - OKCCC/RSC	431.67	10,360.00	278.00	6,672.00	3,688.00	64.4%	747.29	17,935.00	653.00	15,672.00	2,263.00	87.4%
SEOSU - Online MBA	431.67	10,360.00	298.00	7,152.00	3,208.00	69.0%	747.29	17,935.00	689.00	16,536.00	1,399.00	92.2%
SEOSU - Online M. Ed	431.67	10,360.00	264.00	6,336.00	4,024.00	61.2%	747.29	17,935.00	654.00	15,696.00	2,239.00	87.5%
SEOSU - Online M. NAL & SPRT	431.67	10,360.00	338.00	8,112.00	2,248.00	78.3%	747.29	17,935.00	729.00	17,496.00	439.00	97.6%
SEOSU - Online Nurs & Allied Health	431.67	10,360.00	338.00	8,112.00	2,248.00	78.3%	747.29	17,935.00	729.00	17,496.00	439.00	97.6%
Cameron University - Online MBA	431.67	10,360.00	345.00	8,280.00	2,080.00	79.9%	747.29	17,935.00	450.00	10,800.00	7,135.00	60.2%
Cameron University - Online MSOL	431.67	10,360.00	345.00	8,280.00	2,080.00	79.9%	747.29	17,935.00	450.00	10,800.00	7,135.00	60.2%
Langston University - OKC & Tulsa	431.67	10,360.00	295.18	7,084.35	3,275.65	68.4%	747.29	17,935.00	608.90	14,613.63	3,321.37	81.5%
<i>Total Average*</i>	<i>468.02</i>	<i>11,232.56</i>	<i>355.46</i>	<i>8,530.98</i>	<i>2,701.58</i>	<i>76.3%</i>	<i>907.09</i>	<i>21,770.26</i>	<i>703.79</i>	<i>16,890.97</i>	<i>4,879.30</i>	<i>79.5%</i>

**Oklahoma State Regents for Higher Education  
FY27 Graduate Tuition and Mandatory Fees**

*Schedule V  
PROFESSIONAL*

<i>Professional</i>	Resident Tuition							Nonresident Tuition						
	Annual Credit Hours per Program	FY26 Per Credit Hour Rate	FY26 Cost for Full-time Student	FY27 Per Credit Hour Rate	FY27 Cost for Full-time Student	% Chg	\$ Chg	FY26 Per Credit Hour Rate	FY26 Cost for Full-time Student	FY27 Per Credit Hour Rate	FY27 Cost for Full-time Student	% Chg	\$ Chg	
Institution														
<i>Univ of Ok College of Law</i>														
Juris Doctor	30	612.65	18,379.50	643.30	19,299.00	5.0%	919.50	1,111.90	33,357.00	1,167.50	35,025.00	5.0%	1,668.00	
Masters (LL.M., MLS)	24	612.65	14,703.60	643.30	15,439.20	5.0%	735.60	1,111.90	26,685.60	1,167.50	28,020.00	5.0%	1,334.40	
<i>OU Health Sci Ctr</i>														
Doctor of Medicine	24	1,240.42	29,770.00	1,290.00	30,960.00	4.0%	1,190.00	2,711.08	65,066.00	2,716.58	65,198.00	0.2%	132.00	
Doctor of Dental Science	24	1,410.83	33,860.00	1,467.25	35,214.00	4.0%	1,354.00	3,188.67	76,528.00	3,245.08	77,882.00	1.8%	1,354.00	
Physician Associate - OKC	24	653.75	15,690.00	679.92	16,318.00	4.0%	628.00	1,442.92	34,630.00	1,500.67	36,016.00	4.0%	1,386.00	
Physician Assistant - Tulsa	24	539.46	15,690.00	679.92	16,318.00	4.0%	628.00	1,442.92	34,630.00	1,500.67	36,016.00	4.0%	1,386.00	
Doctor of Pharmacy	24	731.67	17,560.00	753.58	18,086.00	3.0%	526.00	1,606.58	38,558.00	1,628.50	39,084.00	1.4%	526.00	
Doctor of Physical Therapy	24	526.17	12,628.00	541.92	13,006.00	3.0%	378.00	1,297.92	31,150.00	1,336.83	32,084.00	3.0%	934.00	
Doctor of Audiology	24	447.33	10,736.00	465.25	11,166.00	4.0%	430.00	1,134.83	27,236.00	1,180.25	28,326.00	4.0%	1,090.00	
Public Health	24	314.93	7,558.20	324.38	7,785.00	3.0%	226.80	851.48	20,435.40	877.01	21,048.30	3.0%	612.90	
Doctor of Nursing Practice	24	469.80	11,275.20	483.90	11,613.60	3.0%	338.40	1,103.96	26,495.10	1,118.06	26,833.50	1.3%	338.40	
Master of Science in Nursing	24	272.74	6,545.70	280.95	6,742.80	3.0%	197.10	857.18	20,572.20	865.39	20,769.30	1.0%	197.10	
MSN Online	18	567.03	10,206.54	565.28	10,175.04	-0.3%	-31.50	567.03	10,206.54	423.02	10,175.04	-0.3%	-31.50	
Exec. Master Healthcare Admin. Online	18	537.28	9,671.04	535.53	9,639.54	-0.3%	-31.50	537.28	9,671.04	535.53	9,639.54	0.0%	-31.50	
Occupational Therapy (Doctoral)	34	367.82	12,506.00	378.88	12,882.00	3.0%	376.00	907.29	30,848.00	934.53	31,774.00	3.0%	926.00	
Master of Public Health Com/Pop - Online	18	537.28	9,671.04	535.53	9,639.54	-0.3%	-31.50	537.28	9,671.04	535.53	9,639.54	-0.3%	-31.50	
<i>Oklahoma State Univ</i>														
CHS-College of Osteo Med	24	1,074.86	25,796.60	1,110.00	26,640.00	3.3%	843.40	2,220.77	53,298.56	2,310.00	55,440.00	4.0%	2,141.44	
Physician Assistant Fall/Spring	24	506.25	12,150.00	510.00	12,240.00	0.7%	90.00	1,106.25	26,550.00	1,132.50	27,180.00	2.4%	630.00	
Physician Assistant -Summer	12	112.50	1,350.00	113.33	1,360.00	0.7%	10.00	245.83	2,950.00	251.67	3,020.00	2.4%	70.00	
College of Vet Medicine	38	537.63	20,430.00	558.68	21,230.00	3.9%	800.00	1,231.45	46,795.00	1,285.00	48,830.00	4.3%	2,035.00	
<i>Northeastern State Univ</i>														
College of Optometry	28	790.18	22,125.00	923.57	25,860.00	16.9%	3,735.00	1,516.96	42,475.00	1,154.46	32,325.00	-23.9%	-10,150.00	
Doctor of Education	20	0.00		349.00	6,980.00		6,980.00	0.00		554.85	11,097.00		11,097.00	
<i>Northwestern State Univ</i>														
Doctor of Nursing Practice	24	420.00	10,080.00	440.00	10,560.00	4.8%	480.00	674.00	16,176.00	704.00	16,896.00	4.5%	720.00	
<i>Southwestern Okla St Univ</i>														
Master of Science in Nursing	24	385.38	9,249.12	396.00	9,504.00	2.8%	254.88	386.38	9,273.12	726.00	17,424.00	87.9%	8,150.88	
Doctor of Pharmacy	32	725.71	23,222.72	746.00	23,872.00	2.8%	649.28	726.71	23,254.72	1,076.00	34,432.00	48.1%	11,177.28	
Doctor of Community Health	15	0.00	0.00	746.00	11,190.00		11,190.00	0.00	0.00	1,076.00	16,140.00		16,140.00	
<i>Langston University</i>														
Doctor of Physical Therapy	44	259.51	11,418.44	267.30	11,761.20	3.0%	342.76	641.02	28,204.88	660.26	29,051.44	3.0%	846.56	
<i>University of Central Oklahoma</i>														
Doctor of Forensic Science	18	340.14	6,122.52	353.68	6,366.20	4.0%	243.68	757.14	13,628.52	785.27	14,134.91	3.7%	506.39	
Doctor of Education - Transformative Leadership	18	340.14	6,122.52	353.68	6,366.20	4.0%	243.68	757.14	13,628.52	762.26	13,720.64	0.7%	92.12	
<i>East Central University</i>														
Doctor of Rural Education	24	310.00	7,440.00	310.00	7,440.00	0.0%	0.00	660.00	15,840.00	615.00	14,760.00	-6.8%	-1,080.00	
<i>Southeastern Oklahoma State University</i>														
Doctor of Business Administration	18	665.00	11,970.00	685.00	12,330.00	3.0%	360.00	1,345.00	24,210.00	1,385.00	24,930.00	3.0%	720.00	
<i>Total Average*</i>	24	521.47	13,515.78	581.54	14,188.44	3.4%	1,123.19	1,044.46	27,166.01	1,127.53	28,066.04	5.9%	1,805.57	

**Oklahoma State Regents for Higher Education  
FY27 Graduate Tuition and Mandatory Fees**

*Schedule V  
PROFESSIONAL*

<i>Professional</i>  Institution	Mandatory Fees						Total Resident Tuition and Mandatory Fees						Total Nonresident Tuition and Mandatory Fees						
	FY26 Per Credit Hour Rate	FY26 Cost for Full-time Student	FY27 Per Credit Hour Rate	FY27 Cost for Full-time Student	% Chg	\$ Chg	FY26 Per Credit Hour Rate	FY26 Cost for Full-time Student	FY27 Per Credit Hour Rate	FY27 Cost for Full-time Student	% Chg	\$ Chg	FY26 Per Credit Hour Rate	FY26 Cost for Full-time Student	FY27 Per Credit Hour Rate	FY27 Cost for Full-time Student	% Chg	\$ Chg	
<i>Univ of Ok College of Law</i>																			
Juris Doctor	156.63	4,699.00	179.97	5,399.00	14.9%	700.00	769.28	23,078.50	823.27	24,698.00	7.0%	1,619.50	1,268.53	38,056.00	1,347.47	40,424.00	6.2%	2,368.00	
Masters (LL.M., MLS)	158.59	3,806.20	158.59	3,806.20	0.0%	0.00	771.24	18,509.80	801.89	19,245.40	4.0%	735.60	1,270.49	30,491.80	1,326.09	31,826.20	4.4%	1,334.40	
<i>OU Health Sci Ctr</i>																			
Doctor of Medicine	126.35	3,032.50	134.27	3,222.50	6.3%	190.00	1,366.77	32,802.50	1,424.27	34,182.50	4.2%	1,380.00	2,837.44	68,098.50	2,850.85	68,420.50	0.5%	322.00	
Doctor of Dental Science	126.35	3,032.50	134.27	3,222.50	6.3%	190.00	1,537.19	36,892.50	1,601.52	38,436.50	4.2%	1,544.00	3,315.02	79,560.50	3,379.35	81,104.50	1.9%	1,544.00	
Physician Associate - OKC	126.35	3,032.50	134.27	3,222.50	6.3%	190.00	780.10	18,722.50	814.19	19,540.50	4.4%	818.00	1,569.27	37,662.50	1,634.94	39,238.50	4.2%	1,576.00	
Physician Assistant - Tulsa	114.92	2,758.00	122.83	2,948.00	6.9%	190.00	768.67	18,448.00	802.75	19,266.00	4.4%	818.00	1,557.83	37,388.00	1,623.50	38,964.00	4.2%	1,576.00	
Doctor of Pharmacy	115.94	2,782.50	123.06	2,953.50	6.1%	171.00	847.60	20,342.50	876.65	21,039.50	3.4%	697.00	1,722.52	41,340.50	1,751.56	42,037.50	1.7%	697.00	
Doctor of Physical Therapy	115.94	2,782.50	123.06	2,953.50	6.1%	171.00	642.10	15,410.50	664.98	15,959.50	3.6%	549.00	1,413.85	33,932.50	1,459.90	35,037.50	3.3%	1,105.00	
Doctor of Audiology	84.69	2,032.50	89.44	2,146.50	5.6%	114.00	532.02	12,768.50	554.69	13,312.50	4.3%	544.00	1,219.52	29,268.50	1,269.69	30,472.50	4.1%	1,204.00	
Public Health	69.06	1,657.50	72.63	1,743.00	5.2%	85.50	383.99	9,215.70	397.00	9,528.00	3.4%	312.30	920.54	22,092.90	949.64	22,791.30	3.2%	698.40	
Doctor of Nursing Practice	69.06	1,657.50	72.63	1,743.00	5.2%	85.50	538.86	12,932.70	556.53	13,356.60	3.3%	423.90	1,173.03	28,152.60	1,190.69	28,576.50	1.5%	423.90	
Master of Science in Nursing	69.06	1,657.50	72.63	1,743.00	5.2%	85.50	341.80	8,203.20	353.58	8,485.80	3.4%	282.60	926.24	22,229.70	938.01	22,512.30	1.3%	282.60	
MSN Online	37.72	679.00	39.47	710.50	4.6%	31.50	604.75	10,885.54	604.75	10,885.54	0.0%	0.00	604.75	10,885.54	604.75	10,885.54	0.0%	0.00	
Exec. Master Healthcare Admin. Online	37.72	679.00	39.47	710.50	4.6%	31.50	575.00	10,350.04	575.00	10,350.04	0.0%	0.00	575.00	10,350.04	575.00	10,350.04	0.0%	0.00	
Occupational Therapy (Doctoral)	78.16	2,657.50	82.91	2,819.00	6.1%	161.50	445.99	15,163.50	461.79	15,701.00	3.5%	537.50	985.46	33,505.50	1,017.44	34,593.00	3.2%	1,087.50	
Master of Public Health Com/Pop - Online	37.72	679.00	39.47	710.50	4.6%	31.50	575.00	10,350.04	575.00	10,350.04	0.0%	0.00	575.00	10,350.04	575.00	10,350.04	0.0%	0.00	
<i>Oklahoma State Univ</i>																			
CHS-College of Osteo Med	107.59	2,582.22	128.43	3,082.22	19.4%	500.00	1,182.45	28,378.82	1,238.43	29,722.22	4.7%	1,343.40	2,328.37	55,880.78	2,438.43	58,522.22	4.7%	2,641.44	
Physician Assistant Fall/Spring	102.91	2,469.80	126.72	3,041.30	23.1%	571.50	609.16	14,619.80	636.72	15,281.30	4.5%	661.50	1,209.16	29,019.80	1,259.22	30,221.30	4.1%	1,201.50	
Physician Assistant - Summer	22.87	274.42	28.16	337.92	23.1%	63.50	135.37	1,624.42	141.49	1,697.92	4.5%	73.50	268.70	3,224.42	279.83	3,357.92	4.1%	133.50	
College of Vet Medicine	85.50	3,249.00	93.70	3,560.60	9.6%	311.60	623.13	23,679.00	652.38	24,790.60	4.7%	1,111.60	1,316.95	50,044.00	1,378.70	52,390.60	4.7%	2,346.60	
<i>Northeastern State Univ</i>																			
College of Optometry	32.75	917.00	32.75	917.00	0.0%	0.00	822.93	23,042.00	956.32	26,777.00	16.2%	3,735.00	1,549.71	43,392.00	1,187.21	33,242.00	-23.4%	-10,150.00	
Doctor of Education	0.00		32.75	655.00		655.00	0.00	0.00	381.75	7,635.00		7,635.00	0.00	0.00	587.60	11,752.00		11,752.00	
<i>Northwestern State Univ</i>																			
Doctor of Nursing Practice	0.00	0.00	0.00	0.00	0.0%	0.00	420.00	10,080.00	440.00	10,560.00	4.8%	480.00	674.00	16,176.00	704.00	16,896.00	4.5%	720.00	
<i>Southwestern Okla St Univ</i>																			
Master of Science in Nursing	29.20	700.80	29.20	700.80	0.0%	0.00	414.58	9,949.92	425.20	10,204.80	2.6%	254.88	415.58	9,973.92	755.20	18,124.80	81.7%	8,150.88	
Doctor of Pharmacy	29.20	934.30	29.20	934.30	0.0%	0.00	754.91	24,157.02	775.20	24,806.30	2.7%	649.28	755.91	24,189.02	1,105.20	35,366.30	46.2%	11,177.28	
Doctor of Community Health	29.20	438.00	29.20	438.00	0.0%	0.00	29.20	438.00	775.20	11,628.00	2554.8%	11,190.00	29.20	438.00	1,105.20	16,578.00	3684.9%	16,140.00	
<i>Langston University</i>																			
Doctor of Physical Therapy	71.19	3,132.27	73.32	3,226.24	3.0%	93.97	330.70	14,550.71	340.62	14,987.44	3.0%	436.73	712.21	31,337.15	733.58	32,277.68	3.0%	940.53	
<i>University of Central Oklahoma</i>																			
Doctor of Forensic Science	41.27	742.86	41.27	742.86	0.0%	0.00	381.41	6,865.38	394.95	7,109.06	3.5%	243.68	798.41	14,371.38	826.54	14,877.77	3.5%	506.39	
Doctor of Education - Transformative Leadership	41.27	742.86	41.27	742.86	0.0%	0.00	381.41	6,865.38	394.95	7,109.06	3.5%	243.68	798.41	14,371.38	803.53	14,463.50	0.6%	92.12	
<i>East Central University</i>																			
Doctor of Rural Education	61.13	1,467.20	63.55	1,525.20	4.0%	58.00	371.13	8,907.20	373.55	8,965.20	0.7%	58.00	721.13	17,307.20	678.55	16,285.20	-5.9%	-1,022.00	
<i>Southeastern Oklahoma State University</i>																			
Doctor of Business Administration	25.00	450.00	28.00	504.00	12.0%	54.00	690.00	12,420.00	713.00	12,834.00	3.3%	414.00	1,370.00	24,660.00	1,413.00	25,434.00	3.1%	774.00	
<i>Total Average*</i>	72.61	1,906.07	78.95	1,998.60	6.1%	156.07	597.89	14,907.79	660.49	16,187.04	88.9%	1,279.26	1,117.07	28,103.01	1,211.22	30,064.64	132.8%	1,961.63	

**Oklahoma State Regents for Higher Education  
FY27 Graduate Tuition and Mandatory Fees**

*Schedule V  
PROFESSIONAL*

<i>Professional</i>	Legislative Peer Limit -- Resident Tuition & Mandatory Fees						Legislative Peer Limit -- Nonresident Tuition & Mandatory Fees					
	FY27 Peer Limit Per Credit Hour Rate	FY27 Peer Limit	FY27 Inst'l Request Per Credit Hour	FY27 Inst'l Request for Full-time Student	Difference from Peer Group Average	% of Peer Group Average	FY27 Peer Limit Per Credit Hour Rate	FY27 Peer Limit	FY27 Inst'l Request Per Credit Hour	FY27 Inst'l Request for Full-time Student	Difference from Peer Limit	% of Peer Limit
Institution												
<i>Univ of Ok College of Law</i>												
Juris Doctor	1,054.70	31,641.00	823.27	24,698.00	6,943.00	78.1%	1,448.07	43,442.00	1,347.47	40,424.00	3,018.00	93.1%
Masters (LL.M., MLS)	1,318.38	31,641.00	801.89	19,245.40	12,395.60	60.8%	1,810.08	43,442.00	1,326.09	31,826.20	11,615.80	73.3%
<i>OU Health Sci Ctr</i>												
Doctor of Medicine	1,604.42	38,506.00	1,424.27	34,182.50	4,323.50	88.8%	2,890.63	69,375.00	2,850.85	68,420.50	954.50	98.6%
Doctor of Dental Science	1,866.58	44,798.00	1,601.52	38,436.50	6,361.50	85.8%	3,472.75	83,346.00	3,379.35	81,104.50	2,241.50	97.3%
Physician Associate - OKC	909.58	21,830.00	814.19	19,540.50	2,289.50	89.5%	1,821.58	43,718.00	1,634.94	39,238.50	4,479.50	89.8%
Physician Assistant - Tulsa	909.58	21,830.00	802.75	19,266.00	2,564.00	88.3%	1,821.58	43,718.00	1,623.50	38,964.00	4,754.00	89.1%
Doctor of Pharmacy	1,052.17	25,252.00	876.65	21,039.50	4,212.50	83.3%	1,815.13	43,563.00	1,751.56	42,037.50	1,525.50	96.5%
Doctor of Physical Therapy	899.42	21,586.00	664.98	15,959.50	5,626.50	73.9%	1,783.83	42,812.00	1,459.90	35,037.50	7,774.50	81.8%
Doctor of Audiology	669.83	16,076.00	554.69	13,312.50	2,763.50	82.8%	1,437.58	34,502.00	1,269.69	30,472.50	4,029.50	88.3%
Public Health	552.54	13,261.00	397.00	9,528.00	3,733.00	71.8%	1,115.96	26,783.00	949.64	22,791.30	3,991.70	85.1%
Doctor of Nursing Practice	609.17	14,620.00	556.53	13,356.60	1,263.40	91.4%	1,208.83	29,012.00	1,190.69	28,576.50	435.50	98.5%
Master of Science in Nursing	600.13	14,403.00	353.58	8,485.80	5,917.20	58.9%	1,248.29	29,959.00	938.01	22,512.30	7,446.70	75.1%
MSN Online	800.17	14,403.00	604.75	10,885.54	3,517.46	75.6%	1,664.39	29,959.00	604.75	10,885.54	19,073.46	36.3%
Exec. Master Healthcare Admin. Online	736.72	13,261.00	575.00	10,350.04	2,910.96	78.0%	736.72	13,261.00	575.00	10,350.04	2,910.96	78.0%
Occupational Therapy (Doctoral)	610.21	20,747.00	461.79	15,701.00	5,046.00	75.7%	1,256.59	42,724.00	1,017.44	34,593.00	8,131.00	81.0%
Master of Public Health Com/Pop - Online	736.72	13,261.00	575.00	10,350.04	2,910.96	78.0%	736.72	13,261.00	575.00	10,350.04	2,910.96	78.0%
<i>Oklahoma State Univ</i>												
CHS-College of Osteo Med	1,824.96	43,799.00	1,238.43	29,722.22	14,076.78	67.9%	3,083.29	73,999.00	2,438.43	58,522.22	15,476.78	79.1%
Physician Assistant Fall/Spring	909.58	21,830.00	636.72	15,281.30	6,548.70	70.0%	1,821.58	43,718.00	1,259.22	30,221.30	13,496.70	69.1%
Physician Assistant -Summer	1,819.17	21,830.00	141.49	1,697.92	20,132.08	7.8%	3,643.17	43,718.00	279.83	3,357.92	40,360.08	7.7%
College of Vet Medicine	848.47	32,242.00	652.38	24,790.60	7,451.40	76.9%	1,675.53	63,670.00	1,378.70	52,390.60	11,279.40	82.3%
<i>Northeastern State Univ</i>												
College of Optometry	1,283.50	35,938.00	956.32	26,777.00	9,161.00	74.5%	1,672.86	46,840.00	1,187.21	33,242.00	13,598.00	71.0%
Doctor of Education	582.48	11,649.50	381.75	7,635.00	4,014.50	65.5%	770.60	15,412.00	587.60	11,752.00	3,660.00	76.3%
<i>Northwestern State Univ</i>												
Doctor of Nursing Practice	745.33	17,888.00	440.00	10,560.00	7,328.00	59.0%	1,216.29	29,191.00	704.00	16,896.00	12,295.00	57.9%
<i>Southwestern Okla St Univ</i>												
Master of Science in Nursing	955.13	22,923.00	425.20	10,204.80	12,718.20	44.5%	1,373.54	32,965.00	755.20	18,124.80	14,840.20	55.0%
Doctor of Pharmacy	846.31	27,082.00	775.20	24,806.30	2,275.70	91.6%	1,240.25	39,688.00	1,105.20	35,366.30	4,321.70	89.1%
Doctor of Community Health	884.07	13,261.00	775.20	11,628.00	1,633.00	87.7%	1,785.53	26,783.00	1,105.20	16,578.00	10,205.00	61.9%
<i>Langston University</i>												
Doctor of Physical Therapy	490.59	21,586.00	340.62	14,987.44	6,598.56	69.4%	973.00	42,812.00	733.58	32,277.68	10,534.32	75.4%
<i>University of Central Oklahoma</i>												
Doctor of Forensic Science	543.89	9,790.00	394.95	7,109.06	2,680.94	72.6%	1,108.11	19,946.00	826.54	14,877.77	5,068.23	74.6%
Doctor of Education - Transformative Leadership	526.39	9,475.00	394.95	7,109.06	2,365.94	75.0%	804.00	14,472.00	803.53	14,463.50	8.50	99.9%
<i>East Central University</i>												
Doctor of Rural Education	576.00	13,824.00	373.55	8,965.20	4,858.80	64.9%	681.33	16,352.00	678.55	16,285.20	66.80	99.6%
<i>Southeastern Oklahoma State University</i>												
Doctor of Business Administration	731.89	13,174.00	713.00	12,834.00	340.00	97.4%	1,708.50	30,753.00	1,413.00	25,434.00	5,319.00	82.7%
<i>Total Average*</i>	925.54	22,007.78	660.49	16,187.04	5,820.74	72.9%	1,603.93	38,081.43	1,211.22	30,064.64	8,016.79	78.0%

**FY27 Guaranteed Tuition and Mandatory Fees***(Undergraduate Resident)*

<b>Institution</b>	<b>FY27 Guaranteed Tuition Per Credit Hour</b>	<b>FY27 Mandatory Fees Per Credit Hour</b>	<b>FY27 Per Credit Hour Rate</b>
<b>Research</b>			
University of Oklahoma	\$212.00	\$165.10	\$377.10
Oklahoma State University & Tulsa	\$217.40	\$133.60	\$351.00
<i>Research Average</i>	<i>\$214.70</i>	<i>\$149.35</i>	<i>\$364.05</i>
<b>Regional</b>			
University of Central Oklahoma	\$284.12	\$41.27	\$325.39
East Central University	\$246.00	\$62.40	\$308.40
Northeastern State University	\$270.00	\$32.75	\$302.75
Northwestern Oklahoma State University	\$277.00	\$21.75	\$298.75
Rogers State University	\$210.00	\$97.00	\$307.00
Southeastern Oklahoma State University	\$268.00	\$26.00	\$294.00
Southwestern Oklahoma State University	\$274.25	\$29.20	\$303.45
Cameron University	\$207.00	\$56.00	\$263.00
Langston University	\$189.23	\$80.51	\$269.74
Oklahoma Panhandle State University	\$205.85	\$118.32	\$324.17
University of Science & Arts of Oklahoma	\$228.00	\$55.00	\$283.00
<i>Regional Average</i>	<i>\$241.77</i>	<i>\$56.38</i>	<i>\$298.15</i>
<i>Main Campus Average</i>	<i>\$237.60</i>	<i>\$70.68</i>	<i>\$308.29</i>

**FY27 Guaranteed Tuition and Mandatory Fees***(Undergraduate Resident for 30 Credit Hours)*

<b>Institution</b>	<b>FY27 Guaranteed Tuition (30 Credit Hours)</b>	<b>FY27 Mandatory Fees (30 Credit Hours)</b>	<b>FY27 Total for 30 Credit Hours</b>
<b>Research</b>			
University of Oklahoma	\$6,360.00	\$4,953.00	\$11,313.00
Oklahoma State University & Tulsa	\$6,522.00	\$4,008.00	\$10,530.00
<i>Research Average</i>	<i>\$6,441.00</i>	<i>\$4,480.50</i>	<i>\$10,921.50</i>
<b>Regional</b>			
University of Central Oklahoma	\$8,523.60	\$1,238.10	\$9,761.70
East Central University	\$7,380.00	\$1,872.00	\$9,252.00
Northeastern State University	\$8,100.00	\$982.50	\$9,082.50
Northwestern Oklahoma State University	\$8,310.00	\$652.50	\$8,962.50
Rogers State University	\$6,300.00	\$2,910.00	\$9,210.00
Southeastern Oklahoma State University	\$8,040.00	\$780.00	\$8,820.00
Southwestern Oklahoma State University	\$8,227.50	\$876.00	\$9,103.50
Cameron University	\$6,210.00	\$1,680.00	\$7,890.00
Langston University	\$5,676.90	\$2,415.28	\$8,092.18
Oklahoma Panhandle State University	\$6,175.50	\$3,549.50	\$9,725.00
University of Science & Arts of Oklahoma	\$6,840.00	\$1,650.00	\$8,490.00
<i>Regional Average</i>	<i>\$7,253.05</i>	<i>\$1,691.44</i>	<i>\$8,944.49</i>
<i>Main Campus Average</i>	<i>\$7,128.12</i>	<i>\$2,120.53</i>	<i>\$9,248.64</i>

### FY27 Guaranteed Tuition Compared to Legislative Limit

(Undergraduate Resident -- 30 Credit Hours)

Institution	FY27 Non-Gtd Tuition Rate	FY27 Guaranteed Tuition Rate	Legislative Limit*	Difference from Legislative Limit	Percent of Legislative Limit
<b>Research</b>					
University of Oklahoma	\$5,532.00	\$6,360.00	\$6,361.80	\$1.80	100.0%
Oklahoma State University & Tulsa	\$5,673.00	\$6,522.00	\$6,523.95	\$1.95	100.0%
<i>Average</i>	<i>\$5,602.50</i>	<i>\$6,441.00</i>	<i>\$6,442.88</i>	<i>\$1.88</i>	<i>100.0%</i>
<b>Regional</b>					
University of Central Oklahoma	\$8,117.62	\$8,523.60	\$9,335.26	\$811.66	91.3%
East Central University	\$6,690.00	\$7,380.00	\$7,693.50	\$313.50	95.9%
Northeastern State University	\$7,357.50	\$8,100.00	\$8,461.13	\$361.13	95.7%
Northwestern Oklahoma State University	\$7,230.00	\$8,310.00	\$8,314.50	\$4.50	99.9%
Rogers State University	\$5,490.00	\$6,300.00	\$6,313.50	\$13.50	99.8%
Southeastern Oklahoma State University	\$7,290.00	\$8,040.00	\$8,383.50	\$343.50	95.9%
Southwestern Oklahoma State University	\$7,560.00	\$8,227.50	\$8,694.00	\$466.50	94.6%
Cameron University	\$5,415.00	\$6,210.00	\$6,227.25	\$17.25	99.7%
Langston University	\$4,936.50	\$5,676.90	\$5,676.98	\$0.07	100.0%
Oklahoma Panhandle State University	\$5,370.00	\$6,175.50	\$6,175.50	\$0.00	100.0%
University of Science and Arts of Oklahoma	\$6,840.00	\$6,840.00	\$7,866.00	\$1,026.00	87.0%
<i>Average</i>	<i>\$6,572.42</i>	<i>\$7,253.05</i>	<i>\$7,558.28</i>	<i>\$305.24</i>	<i>96.0%</i>
<i>Main Campus Average</i>	<i>\$6,423.20</i>	<i>\$7,128.12</i>	<i>\$7,386.68</i>	<i>\$258.57</i>	<i>96.5%</i>

\*May not exceed 115% of the FY27 nonguaranteed tuition rate

**Oklahoma State Regents for Higher Education  
FY27 Guaranteed Tuition and Mandatory Fees**

*Schedule VIII  
UNDERGRADUATE--GUARANTEED*

<b>Guaranteed Tuition Rates</b>	<b>Legislative Limit -- 115% of FY27 Non-Guaranteed Resident Tuition</b>				<b>FY27 Guaranteed Tuition</b>					<b>Mandatory Fees</b>		<b>Total FY27 Guaranteed Tuition &amp; Mandatory Fees</b>	
	FY27 Non-Gtd Tuition (per credit hour)	FY27 Non-Gtd Tuition (30 credit hours)	FY27 Legislative Limit (per credit hour)	115% of FY27 Non-Guaranteed Tuition (30 credit hours)	FY27 GTY (per credit hour)	FY27 GTY Tuition (30 credit hours)	Percentage Difference from Non-Guaranteed Rate	Difference from Legislative Limit	% of Legislative Limit	Mandatory Fees (per credit hour)	Mandatory Fees (30 credit hours)	Total FY27 GTY Cost (30 credit hours)	FY27 GTY (per credit hour)
<b>Institution</b>													
<b>RESEARCH UNIVERSITY</b>													
University of Oklahoma	184.40	5,532.00	212.06	6,361.80	212.00	6,360.00	15.0%	1.80	100.0%	165.10	4,953.00	11,313.00	377.10
Oklahoma State Univ & Tulsa	189.10	5,673.00	217.47	6,523.95	217.40	6,522.00	15.0%	1.95	100.0%	133.60	4,008.00	10,530.00	351.00
<i>Average</i>	186.75	5,602.50	214.76	6,442.88	214.70	6,441.00	15.0%	1.88	100.0%	149.35	4,480.50	10,921.50	364.05
<b>REGIONAL UNIVERSITY</b>													
University of Central Oklahoma	270.59	8,117.62	311.18	9,335.26	284.12	8,523.60	5.0%	811.66	91.3%	41.27	1,238.10	9,761.70	325.39
East Central University	223.00	6,690.00	256.45	7,693.50	246.00	7,380.00	10.3%	313.50	95.9%	62.40	1,872.00	9,252.00	308.40
Northeastern State University	245.25	7,357.50	282.04	8,461.13	270.00	8,100.00	10.1%	361.13	95.7%	32.75	982.50	9,082.50	302.75
Northwestern OK State Univ	241.00	7,230.00	277.15	8,314.50	277.00	8,310.00	14.9%	4.50	99.9%	21.75	652.50	8,962.50	298.75
Rogers State University	183.00	5,490.00	210.45	6,313.50	210.00	6,300.00	14.8%	13.50	99.8%	97.00	2,910.00	9,210.00	307.00
Southeastern OK State Univ	243.00	7,290.00	279.45	8,383.50	268.00	8,040.00	10.3%	343.50	95.9%	26.00	780.00	8,820.00	294.00
Southwestern OK State Univ	252.00	7,560.00	289.80	8,694.00	274.25	8,227.50	8.8%	466.50	94.6%	29.20	876.00	9,103.50	303.45
Cameron University	180.50	5,415.00	207.58	6,227.25	207.00	6,210.00	14.7%	17.25	99.7%	56.00	1,680.00	7,890.00	263.00
Langston University	164.55	4,936.50	189.23	5,676.98	189.23	5,676.90	15.0%	0.07	100.0%	80.51	2,415.28	8,092.18	269.74
OK Panhandle State University	179.00	5,370.00	205.85	6,175.50	205.85	6,175.50	15.0%	0.00	100.0%	118.32	3,549.50	9,725.00	324.17
Univ of Science & Arts of OK	228.00	6,840.00	262.20	7,866.00	228.00	6,840.00	0.0%	1026.00	87.0%	55.00	1,650.00	8,490.00	283.00
<i>Average</i>	219.08	6,572.42	251.94	7,558.28	241.77	7,253.05	10.36%	305.24	96.0%	56.38	1,691.44	8,944.49	298.15
<i>Main Campus Average</i>	214.11	6,423.20	246.22	7,386.68	237.60	7,128.12	10.97%	258.57	96.5%	70.68	2,120.53	9,248.64	308.29
<b>OTHER</b>													
OU Health Sciences Center	201.70	6,051.00	231.96	6,958.65	231.80	6,954.00	14.9%	4.65	99.9%	85.00	2,550.00	9,504.00	316.80
OSU, OKC	137.05	4,111.50	157.61	4,728.23	157.00	4,710.00	14.6%	18.22	99.6%	30.53	916.00	5,626.00	187.53
OSUIT, OKM	160.85	4,825.50	184.98	5,549.33	184.90	5,547.00	15.0%	2.32	100.0%	40.75	1,222.50	6,769.50	225.65
SWOSU - Online RN to BSN	257.00	7,710.00	295.55	8,866.50	284.50	8,535.00	10.7%	331.50	96.3%	29.20	876.00	9,411.00	313.70
Langston - OKC & Tulsa	164.55	4,936.50	189.23	5,676.98	189.23	5,676.90	15.0%	0.07	100.0%	82.91	2,487.39	8,164.29	272.14
Langston - Ardmore	164.55	4,936.50	189.23	5,676.98	189.23	5,676.90	15.0%	0.07	100.0%	104.12	3,123.61	8,800.51	293.35

**Oklahoma State Regents for Higher Education  
FY27 Graduate Tuition and Mandatory Fees**

*Schedule IX  
GUARANTEED*

**Change in Guaranteed Tuition and Mandatory Fees FY27 Compared to FY26  
(Cost for Full-Time Undergraduate Resident Student -- 30 Credit Hours)**

Institution	Guaranteed Tuition*				Mandatory Fees**				Total Guaranteed Tuition and Mandatory Fees			
	FY26	FY27	\$ Chg	% Chg	FY26	FY27	\$ Chg	% Chg	FY26	FY27	\$ Chg	% Chg
<b>Research</b>												
University of Oklahoma	\$6,180.00	\$6,360.00	\$180.00	2.9%	\$4,810.50	\$4,953.00	\$142.50	3.0%	\$10,990.50	\$11,313.00	\$322.50	2.9%
Oklahoma State University&Tulsa	\$6,228.00	\$6,522.00	\$294.00	4.7%	\$3,826.50	\$4,008.00	\$181.50	4.7%	\$10,054.50	\$10,530.00	\$475.50	4.7%
<i>Research Average</i>	<i>\$6,204.00</i>	<i>\$6,441.00</i>	<i>\$237.00</i>	<i>3.8%</i>	<i>\$4,318.50</i>	<i>\$4,480.50</i>	<i>\$162.00</i>	<i>3.9%</i>	<i>\$10,522.50</i>	<i>\$10,921.50</i>	<i>\$399.00</i>	<i>3.8%</i>
<b>Regional</b>												
University of Central Oklahoma	\$8,196.00	\$8,523.60	\$327.60	4.0%	\$1,238.10	\$1,238.10	\$0.00	0.0%	\$9,434.10	\$9,761.70	\$327.60	3.5%
East Central University	\$7,200.00	\$7,380.00	\$180.00	2.5%	\$1,802.00	\$1,872.00	\$70.00	3.9%	\$9,002.00	\$9,252.00	\$250.00	2.8%
Northeastern State University	\$7,950.00	\$8,100.00	\$150.00	1.9%	\$982.50	\$982.50	\$0.00	0.0%	\$8,932.50	\$9,082.50	\$150.00	1.7%
Northwestern OK State University	\$8,100.00	\$8,310.00	\$210.00	2.6%	\$652.50	\$652.50	\$0.00	0.0%	\$8,752.50	\$8,962.50	\$210.00	2.4%
Rogers State University	\$5,760.00	\$6,300.00	\$540.00	9.4%	\$2,910.00	\$2,910.00	\$0.00	0.0%	\$8,670.00	\$9,210.00	\$540.00	6.2%
Southeastern OK State University	\$7,860.00	\$8,040.00	\$180.00	2.3%	\$720.00	\$780.00	\$60.00	8.3%	\$8,580.00	\$8,820.00	\$240.00	2.8%
Southwestern OK State University	\$8,004.30	\$8,227.50	\$223.20	2.8%	\$876.00	\$876.00	\$0.00	0.0%	\$8,880.30	\$9,103.50	\$223.20	2.5%
Cameron University	\$6,210.00	\$6,210.00	\$0.00	0.0%	\$1,680.00	\$1,680.00	\$0.00	0.0%	\$7,890.00	\$7,890.00	\$0.00	0.0%
Langston University	\$5,511.60	\$5,676.90	\$165.30	3.0%	\$2,344.93	\$2,415.28	\$70.35	3.0%	\$7,856.53	\$8,092.18	\$235.65	3.0%
OK Panhandle State University	\$5,934.00	\$6,175.50	\$241.50	4.1%	\$3,549.50	\$3,549.50	\$0.00	0.0%	\$9,483.50	\$9,725.00	\$241.50	2.5%
University of Science & Arts of OK	\$6,630.00	\$6,840.00	\$210.00	3.2%	\$1,650.00	\$1,650.00	\$0.00	0.0%	\$8,280.00	\$8,490.00	\$210.00	2.5%
<i>Regional Average</i>	<i>\$7,032.35</i>	<i>\$7,253.05</i>	<i>\$220.69</i>	<i>3.2%</i>	<i>\$1,673.23</i>	<i>\$1,691.44</i>	<i>\$18.21</i>	<i>1.4%</i>	<i>\$8,705.58</i>	<i>\$8,944.49</i>	<i>\$238.90</i>	<i>2.7%</i>
<i>Main Campus Average</i>	<i>\$6,904.92</i>	<i>\$7,128.12</i>	<i>\$223.20</i>	<i>3.3%</i>	<i>\$2,080.19</i>	<i>\$2,120.53</i>	<i>\$40.33</i>	<i>1.8%</i>	<i>\$8,985.11</i>	<i>\$9,248.64</i>	<i>\$263.53</i>	<i>2.9%</i>
<b>Other</b>												
OU Health Sciences Center	\$6,558.00	\$6,954.00	\$396.00	6.0%	\$2,407.50	\$2,550.00	\$142.50	5.9%	\$8,965.50	\$9,504.00	\$538.50	6.0%
OSU, OKC	\$4,470.00	\$4,710.00	\$240.00	5.4%	\$901.00	\$916.00	\$15.00	1.7%	\$5,371.00	\$5,626.00	\$255.00	4.7%
OSUIT, OKM	\$5,259.00	\$5,547.00	\$288.00	5.5%	\$1,200.00	\$1,222.50	\$22.50	1.9%	\$6,459.00	\$6,769.50	\$310.50	4.8%
SWOSU - Online RN to BSN	\$8,364.30	\$8,535.00	\$170.70	2.0%	\$876.00	\$876.00	\$0.00	0.0%	\$9,240.30	\$9,411.00	\$170.70	1.8%
Langston University - OKC & Tulsa	\$5,511.60	\$5,676.90	\$165.30	3.0%	\$2,414.94	\$2,487.39	\$72.45	3.0%	\$7,926.54	\$8,164.29	\$237.75	3.0%
Langston University - Ardmore	\$5,511.60	\$5,676.90	\$165.30	3.0%	\$3,032.63	\$3,123.61	\$90.98	3.0%	\$8,544.23	\$8,800.51	\$256.28	3.0%

\*Mandatory fees are required in addition to guaranteed tuition.

\*\*Same mandatory fees as are charged students electing the usual nonguaranteed tuition rate.



Meeting of the  
**OKLAHOMA STATE REGENTS FOR HIGHER EDUCATION**  
June 25, 2026

**AGENDA ITEM #16-a:**

**E&G Budget.**

**SUBJECT:**

Possible action on FY27 Educational and General allocations and budgets for institutions, constituent agencies, the higher education center, special programs, and other programs.

**RECOMMENDATION:**

**It is recommended that the State Regents approve the fiscal year 2027 (FY27) budgets for institutions, constituent agencies, the higher education program, special programs and other governance operations of the state system. It is recommended that the State Regents authorize the Chancellor to certify the budgets to the Office of Management and Enterprise Services. Budget detail is presented to the Regents as a supplement in the Educational and General Budgets, Summary and Analysis, Fiscal Year 2027 document.**

**BACKGROUND:**

At the meeting of May 29, 2026, the State Regents allocated \$1,114,154,570 in state-appropriated funds for FY27 educational and general operating budgets for institutions, constituent agencies, the higher education program, specific special programs and other State Regents' operations. Budgets for these entities have been submitted and upon approval by the State Regents, a certified copy will be filed with the Office of Management and Enterprise Services for the establishment of allotments so institutions and programs may encumber and expend funds for fiscal year 2027. The Oklahoma's Promise Scholarship Fund is funded with \$80,740,310 in the state appropriations approved at the May meeting and is included in this total for FY27.

**POLICY ISSUES:**

The recommendation is consistent with Regents' policy and approved budget principles.

**ANALYSIS:**

The supplemental report provides schedules that summarize each institution's budgeted amounts for personnel services; travel; utilities; supplies and other operating expenses; property, furniture and equipment; library books and periodicals; and cash scholarships (excluding tuition waivers). Objects of expenditure are provided for primary educational and general operating budgets, sponsored budgets and special agency funds. Budget amounts are also available for the University Center at Ponca City, special programs and other operations of the State Regents.

State appropriations for total system operations decreased by 1.36 percent to \$1,033.74 million for FY-2027. Residual federal stimulus Coronavirus Response and Relief Supplemental Appropriations Act

(CRRSAA), and American Rescue Plan funding has also been budgeted by our institutions for FY-2027 in a total amount of \$44.1 million. These sources of funding represent direct allocations to our institutions from the U.S. Department of Education as one-time federal stimulus dollars, in response to the COVID-19 pandemic, or were appropriated from the Statewide Recovery Fund for specific projects. The remaining federal stimulus funding authorization has an expiration date of December 2026.

In FY27, institutions will be reimbursed at one hundred percent (100%) of the actual concurrent enrollment waivers awarded to senior and junior high school students. The allocation to the Section 13 Offset Program resulted in capital funding for the participating institutions of \$175/per FTE, or a minimum of \$1,000,000, whichever amount was greater. This funding allows our institutions to address critical infrastructure improvements and required deferred maintenance projects to ensure the health and safety of students, faculty and visitors at our campuses.

The primary educational and general operating budgets of the colleges and universities will increase by \$53.5 million, or 1.7 percent, to a total of \$3,183.3 million. Functions for the Academic Enterprise (Instruction, Academic Support, Student Services, and Scholarships) have a combined increase of \$68.9 million (3.2%).

The sponsored programs budget (E&G Part II) is budgeted to decrease by approximately \$21.4 million to \$686.7 million in FY-27. The system expects to generate a return on investment of 2.50 to 1 on the investment in the sponsored research category.

The budget guidelines prescribed by the State Regents have been followed and all debt service requirements will be met for FY27. The institutions and consistent agencies, as well as the State Regents' office, will continue to be prudent in the expenditures of state revenue and cost savings will remain a focus throughout the fiscal year.

*Supplements.*

Meeting of the  
**OKLAHOMA STATE REGENTS FOR HIGHER EDUCATION**  
June 25, 2026

**AGENDA ITEM #16-b:**

**E&G Budget.**

**SUBJECT:**

Possible action to allocate revenue derived from the sale of cigarettes and tobacco products to Oklahoma State University Center for Health Sciences and the University of Oklahoma Health Sciences Center.

**RECOMMENDATION:**

**It is recommended that the State Regents approve the allocation of \$1,015,348.31 to Oklahoma State University Center for Health Sciences (OSU CHS) and \$1,015,348.31 the University of Oklahoma Health Sciences Center (OUHSC) from revenue collected from the taxes placed on the sale of cigarettes and tobacco products.**

**BACKGROUND:**

The Oklahoma Legislature passed House Bill No. 2660 in May 2004, designating a portion of the revenue collected from taxes on the sale of cigarettes and tobacco products to be allocated for specific purposes at OUHSC and OSU CHS. This revenue will be deposited into dedicated funds, the “Comprehensive Cancer Center Debt Service Revolving Fund,” at the Health Sciences Center and the “Oklahoma State University College of Osteopathic Medicine Revolving Fund,” at OSU CHS. The bill stated that the revenue collected shall be evenly deposited into accounts designated at these entities, for the purpose of servicing the debt obligations incurred to construct a nationally designated comprehensive cancer center at the OU Health Sciences Center and for the purpose of servicing debt obligations for construction of a building dedicated to telemedicine, for the purchase of telemedicine equipment and to provide uninsured/indigent care in Tulsa County through the OSU College of Osteopathic Medicine. In 2007, the Oklahoma Legislature updated the purpose for use of the “Comprehensive Cancer Center Debt Service Revolving Fund” to include Cancer Center operations. The State Regents approved the first allocation of these funds in the meeting of May 27, 2005.

**POLICY ISSUES:**

The recommendation is consistent with Regents’ policy and approved budget principles.

**ANALYSIS:**

The fund currently has on deposit \$2,030,696.62. This amount is sufficient for a transfer of \$1,015,348.31 each to OSU CHS and OUHSC. The OU Health Sciences Center will use their funds for debt service and operations of the Comprehensive Cancer Center. The OSU Center for Health Sciences will expend their funds on the following approved program components: (1) indigent patient clinical care, (2) telemedicine equipment and (3) facility upgrades.

The current accumulated allocation to each institution, including this allocation, totals \$120,615,500.66.

A five-year history of allocations by fiscal year is included below:

5-Year History of Allocations	Amount to transferred out
FY 2022 Total	\$5,357,330.35
FY 2023 Total	\$6,237,704.94
FY 2024 Total	\$4,589,909.61
FY 2025 Total	\$4,260,523.04
FY2026 Y-T-D	\$4,186,084.95

Meeting of the  
**OKLAHOMA STATE REGENTS FOR HIGHER EDUCATION**  
June 25, 2026

**AGENDA ITEM #16-c:**

**E&G Budget.**

**SUBJECT:**

Possible action to allocate grant funds to the Oklahoma Historical Society for the Higher Education Archives project for F27.

**RECOMMENDATION:**

**It is recommended that the State Regents approve a grant allocation in the amount of \$40,000 for year two of a renewable five-year commitment through FY2030 to the Oklahoma Historical Society for support of the Higher Education Archives project.**

**BACKGROUND:**

In FY2003, the State Regents' approved grant funding for a five-year period in support of the development of the Higher Education Archives project of the Oklahoma Historical Society. In FY2010, FY2015, and FY2020 the five-year grant was continued to provide support for and expansion of the Higher Education Archives project.

The project's primary objectives are to develop and establish a history of the Oklahoma State Regents for Higher Education, to enhance a comprehensive computerized database index of all higher education institutions, both public and private, to collect and preserve histories of Oklahoma institutions, and to provide public access to all elements.

**POLICY ISSUES:**

This recommendation is consistent with State Regents' policy and actions.

**ANALYSIS:**

This allocation is recommended as a grant to support the continued development of the higher education archives located at the Oklahoma Historical Society. The archives will include historical documents of the higher education institutions located in the State, both private and public, and highlight biographies of certain individuals who have been major contributors to Oklahoma Higher Education. Additionally, as part of this contract renewal, the Oklahoma Historical Society will:

- Provide appropriate office support for all Project needs.
- Provide staff for patron access to Project collections as requested.
- Provide, as required and appropriate, archival supplies, storage spaces for archival collections, artifacts and other such materials as may be collected relevant to the Project.

- Digitize where and when appropriate items of historical significance relating to Higher Education, i.e. charters, court decisions, milestone changes, photographs, artifacts, etc. and provide access via the OHS platform, The Gateway to Oklahoma History.
- Develop and maintain a database kiosk in the Oklahoma History Center Museum (OHCM) containing individual biographies of major contributors to Oklahoma Higher Education. When requested by the OSRHE the OHS will conduct oral histories with individuals with connections to Oklahoma Higher Education
- Provide two free uses of the banquet facilities at the Oklahoma History Center each year.

Funding Source: FY2027 allocation for Grants/Economic Development/OEIS.

Meeting of the  
**OKLAHOMA STATE REGENTS FOR HIGHER EDUCATION**  
June 25, 2026

**AGENDA ITEM #17:**

**Capital.**

**SUBJECT:**

Possible action to acknowledge receipt of the FY27 Annual Campus Master Plan and authorize for submission to the Oklahoma Long-Range Capital Planning Commission.

**RECOMMENDATION:**

**It is recommended that the State Regents authorize the transmittal of institutional capital improvement plans for the eight (8) fiscal years 2028-2035 to the State of Oklahoma Long-Range Capital Planning Commission. The institutional capital improvement plans are presented in the supplement to this agenda.**

**BACKGROUND:**

The State of Oklahoma Long-Range Capital Planning Commission was created during the 1992 legislative session (62 O.S., Section 901) and revised in 2014. Its purpose was to establish a capital planning process that would result in an annually updated state capital improvement plan addressing all agency and institutional needs covering the next eight years. The statute provides that the Oklahoma State Regents for Higher Education shall cooperate with the Commission by collecting from each institution and entity in The Oklahoma State System of Higher Education a detailed list of all capital projects anticipated for the next eight years. Institutional listings identify projects that will require funding from state appropriations, as well as projects that will be self-funded by the institution from sources such as Section 13 and New College funds, revenue bond proceeds, auxiliary enterprise revenues and Section 13 Offset.

**POLICY ISSUES:**

None.

**ANALYSIS:**

Based on the information submitted by institutions and agencies, the Commission, submits prior to each legislative session, a state capital improvement plan to the Governor and legislative leadership that contains two sections. The first section includes projects identified by institutions and agencies that the Commission recommends for funding from state appropriations. The second section includes all self-funded projects that were identified by institutions and agencies.

The Commission's approach for development of a state capital improvement plan focuses on projects for which state appropriations are required. The Commission's evaluation process has, in prior years, placed a high priority on projects relating to telecommunications and technology, asset preservation, health and safety, and renovation of facilities.

A total of 716 capital projects are identified by State System institutions for submission to the Commission. These projects are summarized by institution in the supplement provided at this meeting and total approximately \$3.6 billion for the eight-year period.

*Supplement.*

Meeting of the  
**OKLAHOMA STATE REGENTS FOR HIGHER EDUCATION**  
June 25, 2026

**AGENDA ITEM #18-a:**

**Contracts and Purchases.**

**SUBJECT:**

Possible action on contracts exceeding \$100,000 for FY2027.

**RECOMMENDATION:**

**It is recommended that the State Regents approve FY2027 purchases for amounts exceeding \$100,000.**

**BACKGROUND:**

Agency purchases are presented for State Regents' action. They relate to previous board action and the approved agency budgets.

**POLICY ISSUES:**

The recommended action is consistent with the State Regents' purchasing policy which requires State Regents' approval of purchases exceeding \$100,000.

**ANALYSIS:**

The items below exceed \$100,000 and require State Regents' approval prior to issuing a purchase order.

Purchases Over \$100,000

Core

- 1) Mercer Investment Consulting in the amount of \$721,300.00 for investment consulting services on the Endowed Chairs, Academic Scholars and Retirement Trust Funds. (Funded from 707-Endowed Chairs Program).

OCAP

- 2) Educational Credit Management Corporation (ECMC), in the amount of \$1,279,868.00 for the use of an integrated software system and services for administering student loans including providing federally required FFELP default aversion, claims and collection services performed on behalf of OCAP. (Funded from 701-OCAP)

OneNet

- 3) Vendor to be determined for an expenditure in an amount not to exceed \$300,000.00. This expenditure will be a result of a formal bid by the Oklahoma State Regents for Higher Education

for the purchase and installation of a new roof mounted chiller for the redundant chilled water system for the RP3 datacenter. This new chiller will replace an existing chiller that was installed over 15 years ago and has reached its end of life. It is currently running in a degraded state as replacement parts are no longer manufactured and are becoming increasingly difficult to source. Costs recovered through OneNet subscriber fees. (Funded from 718-OneNet)

- 4) Vendor to be determined in the amount of \$178,000.00 for replacement hardware at OneNet and OCAN POP sites with more than two fiber paths with upgraded hardware that will enable redundant 400G connections in all available directions. Costs recovered through OneNet subscriber fees. (Funded from 718-OneNet)
- 5) Carahsoft Technology Corporation in the amount of \$281,000.00 for upgrade of OneNet's research border router in Tulsa to support 800G connectivity to the Great Plains Network, as well as replace OneNet's Dallas border router. Costs recovered through OneNet subscriber fees. (Funded from 718-OneNet)

#### Multiple Funds

- 6) University of Oklahoma Health Sciences Center (OUHSC) in the amount of \$925,866.00 for the lease of office space located at 655 Research Parkway Oklahoma City, Oklahoma. (Funded from 210-Core, 701-OCAP and 718-OneNet).
- 7) Bank of America in the amount of \$210,500.00 for P-Card expenditures. The funds for P-Card expenditure must be encumbered prior to using the P-Card for purchases. (Funded from 210-Core, 701-OCAP, 718-OneNet, 720-OCAN, 730-GEAR UP).

Meeting of the  
**OKLAHOMA STATE REGENTS FOR HIGHER EDUCATION**  
June 25, 2026

**AGENDA ITEM #18-b:**

**Contracts and Purchases.**

**SUBJECT:**

Possible action on contract with Attorney General for legal services.

**RECOMMENDATION:**

**It is recommended that the State Regents authorize the Chancellor to renew a contract for legal services with the Office of the Attorney General for Fiscal Year 2027.**

**BACKGROUND:**

Since September 2001, the State Regents have contracted with the Office of the Attorney General to provide legal services to unrepresented institutions within the State System. The contract has thereafter been renewed annually. Upon the departure of Assistant Attorney General (AAG) Lisa Davis to become General Counsel to Governor Brad Henry, the contract for full-time services was modified (and approved by the State Regents on February 13, 2004) to the half-time services of an AAG assigned by the Office of the Attorney General. As of FY 2026, the contract for AAG services was modified back to full-time services. Also, as of FY 2026, the AAG assigned to this contract is Kyle Shifflett and will continue to be for FY 2027 unless reassigned.

**POLICY ISSUES:**

Contracts for legal services between the Office of the Attorney General and certain named agencies, specifically including the State Regents, are authorized by 74 O.S. § 181 as amended. This is a ratification of the renewal of an existing contract.

**ANALYSIS:**

The contract provides considerable value to the State Regents and to the State System, particularly to those institutions that do not have their own legal counsel.

The contract has enabled the State Regents to provide legal support to the smaller institutions that do not have ready access to legal services, including:

1. Eastern Oklahoma State College;
2. Carl Albert State College;
3. Murray State College;
4. Seminole State College;
5. Western Oklahoma State College;
6. Northern Oklahoma College;
7. Redlands Community College;

8. University of Science & Arts of Oklahoma;
9. University Center at Ponca City; and
10. Rose State College (RSC has own counsel through 20i contract, but assigned AAG is occasionally asked to help, particularly representing faculty appeals board during hearings)

This is consistent with the State Regents' preventive law philosophy. The contract also provides a strong connection with the Office of the Attorney General, current information about its thinking on a variety of legal issues, and links to its advice to other agencies on issues of common concern.

The annual cost of the contract is \$169,047.60, and will be billed at \$14,087.30 per month. This includes the assigned AAG's salary, benefits, and non-salary costs incurred in connection with the provision of legal services pursuant to the contract. The proposed contract provides that the assigned AAG, if requested by the State Regents, shall provide quarterly reports to the State Regents setting forth the work performed by that AAG. The Legal Department has requested and will continue to request such quarterly reports. The contract also provides that the State Regents, acting through the Chancellor or his designee, reserves the right to determine the scope of the assigned AAG's activities on behalf of the State Regents. The contract also provides that it may be terminated by either party upon 60 days' written notice. Authorization to renew the contract is recommended.

Meeting of the  
**OKLAHOMA STATE REGENTS FOR HIGHER EDUCATION**  
June 25, 2026

**AGENDA ITEM #19:**

**Investments.**

**SUBJECT:**

Possible action on new Investment Managers.

*This item will be available at the meeting.*



Meeting of the  
**OKLAHOMA STATE REGENTS FOR HIGHER EDUCATION**  
June 25, 2026

**AGENDA ITEM #20:**

**Legislative Update.**

**SUBJECT:**

Update on legislative activity.

*Oral Presentation.*



Meeting of the  
**OKLAHOMA STATE REGENTS FOR HIGHER EDUCATION**  
June 25, 2026

**AGENDA ITEM #21-a:**

**Administrative Operations.**

**SUBJECT:**

Possible action on proposed revisions to Chapter 2 – *Administrative Operations* – of the OSRHE Policy and Procedures Manual.

**RECOMMENDATION:**

**It is recommended the State Regents approve the proposed revisions to Chapter 2 - Administrative Operations policy.**

**BACKGROUND:**

The Oklahoma State Regents for Higher Education (OSRHE) set forth policy that provides State System institutions with guidance on various academic areas. Since initial approval, the State Regents’ staff and advisory committees have reviewed and revised policies to incorporate current APA rules and increase clarity and readability. Some policies have been substantively revised as needed to reflect updates to state statute and to reflect current best practices. Policy revisions typically occur through a collaborative process within the Council on Instruction and the Council of Presidents before they are recommended to the State Regents for adoption.

**POLICY ISSUES:**

The proposed revisions amend Chapter 2 (Administrative Operations) policy.

**ANALYSIS:**

The proposed revisions establish the OSRHE Innovation Council (IC), which is designed to foster collaboration, advance educational innovation, and support strategic initiatives across Oklahoma’s State System institutions. The IC will replace the Online Consortium of Oklahoma and the Council on Learning Excellence, consolidating their work into a single governance structure. It will also eliminate the subscription-based financial model and sunset the numerous subcommittees currently maintained by each organization, streamlining participation and reducing administrative burden while continuing to promote student success, institutional effectiveness, and transformative educational practices. In addition, the IC will support the Artificial Intelligence initiatives in the state of Oklahoma. The recommendations for revisions are outlined in the table below.

**SUMMARY OF POLICY REVISIONS**

<b>Policy</b>	<b>Recommendation</b>
2.30 Innovation Council	<ul style="list-style-type: none"><li>• New policy adding council developed to advance educational innovation.</li></ul>

Attachment.

## EXCERPT

### **2.30 INNOVATION COUNCIL**

#### 2.30.1. Purpose

The purpose of the Innovation Council (IC) is to advance educational innovation across Oklahoma's higher education institutions by fostering collaboration, supporting evidence-based practices, and promoting student success and institutional excellence. The IC shall serve in an advisory capacity to the Oklahoma State Regents for Higher Education (OSRHE), the Council of Presidents, and the State System as a whole on issues and policies affecting educational innovation.

#### 2.30.2. Membership and Voting Privileges

The IC membership will consist of one representative from each State System institution as designated by the President.

- A. All members shall have equal standing and only IC members are eligible to vote.
- B. Voting privileges may not be transferred to another council member or assigned delegate unless permitted by the council's procedures.

A minimum of three industry partners (i.e. health care, manufacturing, aerospace) and workforce development leaders, as invited by OSRHE, will serve in an advisory capacity as ex-officio members.

A quorum shall consist of a majority of the voting members present. Guests are permitted to attend meetings, but discussion of agenda items may be limited to council members.

#### 2.30.3. Meetings

Meetings of the IC shall generally be held on the last Tuesday of each month (except August and December), at 2:00 p.m. at the State Regents' office.

As deemed necessary and appropriate, the IC may hold meetings at other locations as recommended by the council and approved by the chair.

#### 2.30.4. Officers

Officers of the IC shall consist of a chair and vice-chair, who shall serve one-year terms. The chair will preside at IC meetings.

- A. Duties of the chair
  - 1. Preside at IC meetings;
  - 2. Prepare the agenda for IC meetings, with assistance from State Regents' staff;
  - 3. Appoint members to committee meetings in partnership with State Regents' staff
- B. Duties of the vice-chair

1. The vice-chair shall serve in the capacity of chair during the absence of the chair.

Should the chair be unable to serve a full term, the vice-chair shall assume the position of chair for the remainder of the term. Should the vice-chair be unable to serve a full term, the council shall use the procedures presented in 2.30.5.

#### 2.30.5. Election of Officers

On a rotating basis, and by institutional tier (research, regional, two-year), the vice chair shall be nominated by the tier filling the chair role during the following year (vice chair is considered chair-elect and automatically becomes chair the following year). For purposes of this section, OSU Institute of Technology and OSU-OKC are included in the two-year tier. Nominations should be submitted electronically to the Associate Vice Chancellor of Innovation by May 30th of each year.

The chair and vice chair shall be seated at the July meeting of the Innovation Council.

#### 2.30.6. Committees

##### A. Executive Committee

The council may establish an executive committee to provide leadership between the full council and to coordinate council work. The composition, voting privileges, and quorum requirements of the executive committee shall be established by the council.

##### B. Standing Committees

The following are standing committees of the IC. Committees will be comprised of representatives from both research institutions, four representatives from regional institutions, four representatives from community colleges, and at least one representative from industry and workforce.

##### 1. AI Impact Committee

The AI Impact Committee serves to establish best practices for ethical and responsible use of Artificial Intelligence in academia.

##### 2. Online Learning Committee

The Online Learning Committee serves to provide and promote shared standards and evidence-based practices for online course design, delivery, accessibility, and continuous improvement. This committee will make recommendations on quality assurance metrics and convenings.

##### 3. Open Educational Resources Committee

The Open Educational Resources Committee (OER) serves to provide best practices in OER adoption, creation, and affordability projects that expand access and reduce costs.

##### 4. Accessibility Committee

The Accessibility Committee will provide best practices and shared standards of course design and accessibility support.

5. Ad-Hoc Committee

The IC Chairperson may, at their discretion and in consultation with the Associate Vice Chancellor of Innovation, form ad-hoc committees as needed. These committees are generally formed to work on a specific project and then dissolved once their work is complete. The IC Chairperson, in consultation with OSRHE staff, will determine the composition and chairperson of these committees

2.30.7. Annual Plan

The Innovation Council shall approve an annual plan of work, which shall remain active until outlined goals are achieved.

In addition, an Annual Report of key deliverables and outcomes will be shared with the Chancellor, State Regents, and other Councils, as requested.

2.30.8. Parliamentary Procedure

The council will generally follow Robert's Rules of Order (current edition).

2.30.9. Amendments

These provisions may be amended by a majority vote of the council and subject to approval by the State Regents.

Meeting of the  
**OKLAHOMA STATE REGENTS FOR HIGHER EDUCATION**  
June 25, 2026

**AGENDA ITEM #21-b:**

**Administrative Operations.**

**SUBJECT:**

Possible action on proposed revisions to State Regents’ Personnel Policies and Procedures, Section 5.8 – *Longevity Pay Plan*.

**RECOMMENDATION:**

**It is recommended that the State Regents approve proposed revisions to Section 5.8 – *Longevity Pay Plan* of the State Regents’ Personnel Policies and Procedures manual to align with changes made through SB 169 during the 2026 legislative session.**

**BACKGROUND:**

In January 2008, the State Regents adopted a Longevity Pay Plan for employees as authorized under 74 O.S. §840-2.18 and administered in accordance with rules promulgated by OMES Human Capital Management. In the 2026 legislative session, the Legislature passed SB 169, which increases longevity payments across all years of service, as listed below. Governor Stitt signed SB 169 on April 29, 2026, with an effective date of July 1, 2026.

Years of Service	Annual Longevity Payment
At least 2 years but less than 4 years	\$375.00
At least 4 years but less than 6 years	\$639.00
At least 6 years but less than 8 years	\$939.99
At least 8 years but less than 10 years	\$1,275.00
At least 10 years but less than 12 years	\$1,593.00
At least 12 years but less than 14 years	\$1,875.00
At least 14 years but less than 16 years	\$2,250.00
At least 16 years but less than 18 years	\$2,532.00
At least 18 years but less than 20 years	\$2,850.00
At least 20 years	\$3,000.00
For each additional two years of service after the first twenty (20) years an additional Three Hundred Dollars (\$300.00) shall be added to the amount stated above for twenty (20) years of service.	

**POLICY ISSUES:**

The proposed revisions amend the State Regents’ longevity pay plan benefit.

**ANALYSIS:**

The attached revisions to section 5-8 of the State Regents Personnel Policies and Procedures are necessary to remain consistent with the longevity pay plan authorized for state employees under 74 O.S. §840-2.18 and updated by SB 169 passed during the 2026 legislative session.

Attachment

**5-8. Longevity Pay Plan.**

5-8-1. Effective January 1, 2008, State Regents' employees will participate in the Longevity Pay Plan authorized by 74 O.S. §840-2.18 and administered in accordance with rules promulgated by the ~~Office of Personnel Management~~Office of Management and Enterprise Services – Human Capital Management. This plan rewards employees in state service with an annual payment pursuant to the following schedule:

Years of Service	Annual Longevity Payment
At least 2 years but less than 4 years	<del>\$250.00</del> <u>\$375.00</u>
At least 4 years but less than 6 years	<del>\$426.00</del> <u>\$639.00</u>
At least 6 years but less than 8 years	<del>\$626.00</del> <u>\$939.99</u>
At least 8 years but less than 10 years	<del>\$850.00</del> <u>\$1,275.00</u>
At least 10 years but less than 12 years	<del>\$1,062.00</del> <u>\$1,593.00</u>
At least 12 years but less than 14 years	<del>\$1,250.00</del> <u>\$1,875.00</u>
At least 14 years but less than 16 years	<del>\$1,500.00</del> <u>\$2,250.00</u>
At least 16 years but less than 18 years	<del>\$1,688.00</del> <u>\$2,532.00</u>
At least 18 years but less than 20 years	<del>\$1,900.00</del> <u>\$2,850.00</u>
At least 20 years	<del>\$2,000.00</del> <u>\$3,000.00</u>

For each additional two years of service after the first twenty (20) years an additional ~~Two Hundred Dollars (\$200.00)~~ Three Hundred Dollars (\$300.00) shall be added to the amount stated above for twenty (20) years of service.

5-8-2. To receive longevity pay an employee must have been continuously employed with the state for a minimum of two (2) years. A break in service of more than thirty (30) calendar days ends continuous service.

5-8-3. Creditable service for purposes of the Longevity Pay Plan is service that counts toward the calculation of the longevity payment. Creditable service is cumulative and may include full-time and/or part-time service with another state agency, institutions within the Oklahoma State System for Higher Education, and other entities as defined by the ~~Office of Personnel Management~~Office of Management and Enterprise Services – Human Capital Management rules. Creditable service for State Regents' employees will be certified by the Payroll Department.

5-8-4. Eligible employees will receive their longevity payments during the month ~~following~~ of their anniversary date.

5-8-5. Longevity payments are compensation for purposes of Oklahoma Teachers' Retirement System (OTRS). Contributions to OTRS will be made in accordance with Section 5-7-1 of the Oklahoma State Regents Personnel Policies and Procedures.

5-8-6. Longevity payments are not compensation for purposes of Section 5-7-2 of the Oklahoma State Regents Personnel Policies and Procedures and no contributions will be made to TIAA-CREF.

Meeting of the  
**OKLAHOMA STATE REGENTS FOR HIGHER EDUCATION**  
June 25, 2026

**AGENDA ITEM #22:**

**Commendations.**

**SUBJECT:**

Possible action to recognize State Regents' staff for service on state and national projects.

**RECOMMENDATION:**

**It is recommended that the State Regents commend staff for service on state and national projects.**

**COMMENDATIONS:**

State Regents' staff received the following recognitions:

- **Elizabeth Walker**, Coordinator for Academic Administration, initiated contact with Bacone College's (Bacone) bankruptcy trustee when it was discovered that Bacone's transcripts were no longer available through Parchment. Ms. Walker was instrumental in assisting the trustee with the recovery of the transcripts, which ultimately resulted in Northeastern State University (NSU) being identified as the new custodian. Ms. Walker then worked with both the bankruptcy trustee and NSU administration to locate, secure, and restore the transcripts. During this time, Ms. Walker also maintained a list of over 100 students, institutions, and employers requesting transcripts and contacted each one once the transcripts had been secured by NSU. Ms. Walker's work on this project highlights her dedication to the institutions and students in Oklahoma. Additionally, Ms. Walker has been elected to serve as Vice Chair to the Southern Regional Education Board (SREB)-SARA Regional Steering Committee for a two-year term.
- **Dr. Lucia Dickinson**, Coordinator for Workforce and Economic Development, is commended for her outstanding coordination of all logistics related to the Career Services Council's Facilitating Career Development micro-credential. Her attention to detail, organization, and commitment to ensuring a seamless experience for participants and facilitators were instrumental to the successful implementation of this important professional development opportunity. Her leadership and dedication significantly contributed to the program's success and the advancement of career development competencies across the state.



Meeting of the  
**OKLAHOMA STATE REGENTS FOR HIGHER EDUCATION**  
June 25, 2026

**AGENDA ITEM #23-a:**

**Contracts and Purchases.**

**SUBJECT:**

Possible action on purchases exceeding \$25,000 but less than \$100,000.

**RECOMMENDATION:**

**It is recommended that the State Regents ratify purchases exceeding \$25,000 but less than \$100,000 between April 29, 2026, and May 27, 2026.**

**BACKGROUND:**

Agency purchases are presented for State Regents' action. They relate to previous board action and the approved agency budgets.

**POLICY ISSUES:**

The recommended action is consistent with the State Regents' purchasing policy which provides for the Budget Committee's review of purchases exceeding \$25,000.

**ANALYSIS:**

For the time period between April 29, 2026 and May 27, 2026, there was 1 purchase exceeding \$25,000 but less than \$100,000:

OneNet

- 1) Copper River in the amount of \$98,600.04 Digital Coherent Optical Transceivers to upgrade connectivity to various OneNet hub sites to 100G from 10G as well as provide redundant 100G paths to sites upgraded to 400G. Costs recovered through OneNet subscriber fees. (718-OneNet)



Meeting of the  
**OKLAHOMA STATE REGENTS FOR HIGHER EDUCATION**  
June 25, 2026

**AGENDA ITEM #23-b:**

**Chancellor Glen D. Johnson Scholarship in Leadership and Public Service.**

**SUBJECT:**

Possible action to ratify recipients of the Chancellor Glen D. Johnson Scholarship in Leadership and Public Service for the 2026-27 academic year.

**RECOMMENDATION:**

**It is recommended that the State Regents ratify the individuals listed below as recipients of the Chancellor Glen D. Johnson Scholarship in Leadership and Public Service for the 2026-27 academic year.**

**BACKGROUND:**

The Chancellor Glen D. Johnson Scholarship in Leadership and Public Service honors Chancellor Johnson's commitment to increasing the number of college graduates in Oklahoma to meet the state's current and future workforce needs in today's knowledge-based, global economy. The scholarship is awarded each year to outstanding college students attending one of Oklahoma's public colleges or universities who demonstrate strong leadership potential, a significant commitment to community engagement activities, and interest in pursuing a career in public service.

**POLICY ISSUES:**

Recipients of the Chancellor Glen D. Johnson Scholarship in Leadership and Public Service shall meet the following eligibility requirements:

- Oklahoma resident;
- Enrolled full-time (minimum of 12 credit hours per semester) at a public institution within the Oklahoma State System of Higher Education;
- In good academic standing with a minimum GPA of 3.0 at the time of nomination; and
- Completed at least 30 hours of college coursework/credits and will be classified as a sophomore, junior, or senior for the academic year in which the scholarship will be received.

Recipients of the Chancellor Glen D. Johnson Scholarship in Leadership and Public Service are selected based on the following criteria:

- Leadership experience;
- Demonstrated interest in public service, community engagement, and civic participation;

- A short essay on the importance and value of public service; and
- A letter of recommendation from an individual who can attest to the student's leadership potential and commitment to public service.

A total of six scholarships are awarded annually, distributed as follows:

- Two scholarships are granted to students attending Oklahoma's public two-year colleges;
- Two scholarships are allocated to students attending Oklahoma's public regional universities, which includes the University of Science and Arts of Oklahoma; and
- Two scholarships are presented to students attending Oklahoma's public research universities.

Based on available interest earnings, the scholarship amount for the 2026-27 academic year will be \$2,000.

**ANALYSIS:**

It is recommended that the State Regents ratify 2025-26 Chancellor Glen D. Johnson Scholarship recipients as follows:

- Mercer Martin, University of Oklahoma
- Abigail McCrary, Oklahoma State University
- Isabella Brown, University of Central Oklahoma
- Alaina Pierce, Northwestern Oklahoma State University
- Bailyn Hill, Eastern Oklahoma State College
- Jadynd McDonald, Northeastern Oklahoma A&M College

The scholarship award will be transmitted directly to the institution on the student's behalf for the Fall 2026 semester.

Meeting of the  
**OKLAHOMA STATE REGENTS FOR HIGHER EDUCATION**  
June 25, 2026

**AGENDA ITEM #24-a:**

**Reports.**

**SUBJECT:**

Possible action to acknowledge receipt of the Current Status Report on New Program Requests.

**RECOMMENDATION:**

**It is recommended that the State Regents acknowledge receipt of the Current Status Report on New Program Requests.**

**BACKGROUND:**

The Current Status Report on New Program Requests tracks the status of all program requests received since July 1, 2025, as well as requests pending from the previous year.

**POLICY ISSUES:**

This report lists requests regarding degree programs as required by the Oklahoma State Regents for Higher Education's Academic Program Approval policy.

**ANALYSIS:**

The Current Status Report on New Program Requests lists all program requests received by the State Regents and program actions taken by the State Regents within the current academic year (2025-2026) and can be found online at [Status Report of New Program Requests](#).



Meeting of the  
**OKLAHOMA STATE REGENTS FOR HIGHER EDUCATION**  
June 25, 2026

**AGENDA ITEM #24-b (1):**

**Annual Reports.**

**SUBJECT:**

Possible action to acknowledge receipt of the Teacher Education Annual Report on Systemwide Review.

**RECOMMENDATION:**

**It is recommended that the State Regents acknowledge receipt of the twenty-eighth teacher education annual report on systemwide review.**

**BACKGROUND:**

The State Regents began reforming teacher education in Oklahoma in 1992 through an External Program Review conducted by a 10-member team. The review assessed the status of teacher preparation programs and produced 23 recommendations aimed at making Oklahoma a national leader. Progress was monitored through periodic reports, and in 1995, follow-up visits confirmed that institutions had made significant progress, leading to the formal conclusion of the three-year study, with ongoing annual reporting as the only continuing requirement.

Over time, the number of recommendations requiring annual reporting was reduced as institutions demonstrated progress and as oversight shifted to other processes. The list decreased from 23 to 15 in 1995, to 7 in 2002, and to 6 in 2010, when GPA requirements were deemed adequately addressed. Continued review led to further refinements, including a 2018 update that broadened a recommendation on academic preparation to emphasize data-informed program improvements across all educator preparation programs (EPPs).

In 2024, reporting criteria were updated again to focus on reading instruction, reflecting evolving priorities in teacher preparation and accountability. The first annual report was presented in 1998, and the current report represents continued evaluation efforts for the 2024-2025 academic year. Reporting processes are coordinated with the Office of Educational Quality and Accountability (OEQA) to streamline requirements and ensure ongoing improvement through collaboration with higher education leaders.

**POLICY ISSUES:**

The information and actions described in this report are consistent with the State Regents' teacher education initiative, the Academic Planning / Resource Allocation (ARPA) effort, and the State Regents' commitment to efficiency and excellence.

**ANALYSIS:**

Over 30 years have passed since the 1992 external review team issued recommendations to strengthen teacher education and position Oklahoma as a national leader in teacher preparation. Since then, the

Associate Vice Chancellor for Teacher Preparation and Special Programs has met regularly with teacher education deans and directors across the State System to sustain and build on these improvements.

Key findings from the most recent annual reports are summarized below.

- The 12 universities constantly examine individual program requirements. For 2024-2025, EPPs have continued to align their curricula and assessments with the Interstate Teacher Assessment and Support Consortium (InTASC) standards, programmatic standards, Council for the Accreditation of Educator Preparation (CAEP) standards, as well as the Oklahoma Academic Standards (OAS). EPPs have also focused heavily upon streamlining assessments in an effort to generate quality data for program improvement. A significant recent development affecting EPPs and teacher candidates is the implementation of the Assessment of Professional Knowledge by OEQA. EPPs are actively preparing candidates to successfully complete this assessment and meet licensure requirements. Additionally, the colleges are continuing to focus on content knowledge instruction and assessment strategies for teacher candidates. Emphasis is placed on areas such as organizing, collecting, evaluating, and monitoring data; providing coursework and clinical experiences that highlight diverse learners, English language learners, and learners with varying abilities; and providing workshops and trainings that support content and pedagogical needs as well as success on certification assessments. Other program changes driven by data analysis include the incorporation of more rigorous and diverse practicum experiences, curriculum changes to better prepare candidates to meet P-12 needs, as well as a focus on instructional strategies for classroom management, math and reading.
- EPPs continue to invest in instructional and educational technology to support a range of needs, including hardware, software, instructional subscriptions, and audio/visual equipment. Many institutions reported replacing or upgrading computers, laptops, and related equipment, as well as improving wireless and fiber optic networks to enhance connectivity. Ongoing maintenance of equipment, software, and infrastructure remains a priority, along with the continued use of tools such as tablets, SMART Boards, and other interactive technologies. Institutions are also integrating new technologies to improve instruction and model effective classroom practices for teacher candidates. These include touch displays, video observation tools, Swivl recorders, coding and robotics kits, 3D printers, and AI technologies. Learning platforms such as Canvas, Google Classroom, and GoReact are widely used to support instruction. Additionally, institutions emphasize strong IT support, network security, and regular system maintenance to sustain these efforts.
- Faculty across all 12 universities report engaging in diverse professional development activities, including campus-sponsored programs and participation in local, state and national conferences. These efforts focus on enhancing instructional strategies, content knowledge, teaching methods, research, and technology integration. Additionally, the Oklahoma State Regents for Higher Education policy directs that each faculty member spends a minimum of ten clock hours per academic year in the public schools to meaningfully interact with P-12 students, teachers, and administrators.
- EPPs report strong instructional practices in reading and literacy instruction. They utilize the latest research and evidence-based practices in their courses to equip pre-service teachers with the appropriate resources, tools, and strategies to deliver effective reading and literacy instruction to P-12 learners. Teacher candidates must take the Oklahoma Subject Area Test which includes a reading assessment, as well as a new Foundations of Reading test (FoRT) that incorporates elements on the Science of Reading. Several institutions report 100 percent pass rates on these assessments.

Overall, EPPs are using data to streamline course effectiveness and adjust key assessments, preparing pre-service teacher candidates to implement research and evidence-based instructional strategies for the classroom, improve their abilities to effectively teach diverse student populations, and emphasize professional growth that impacts student learning.

Supplement available upon request.



Meeting of the  
**OKLAHOMA STATE REGENTS FOR HIGHER EDUCATION**  
June 25, 2026

**AGENDA ITEM #24-b (2):**

**Annual Reports.**

**SUBJECT:**

Possible action to acknowledge receipt of the Inspired to Teach 2025-2026 Year-End Report.

**RECOMMENDATION:**

**It is recommended that the State Regents acknowledge receipt of the Inspired to Teach 2025-2026 Year-End Report.**

**BACKGROUND:**

The Inspired to Teach Program was created during the 2022 legislative session, with the passage of HB 3564. The purpose of the program is to address the teacher shortage in the state of Oklahoma and provide a pipeline of quality and effective teachers for the public schools of this state. The Oklahoma State Regents for Higher Education (OSRHE) was charged with administering and maintaining this scholarship and incentive program to encourage the preparation of public-school teachers (Pre-K through 12<sup>th</sup> grade) at all accredited state public and private higher education institutions.

Inspired to Teach allows students who have graduated from high school, including home school graduates and GED earners, and who declare teacher education as a major in college, to receive a scholarship over the duration of their matriculation as long as they maintain satisfactory academic progress (SAP), a 2.5 GPA and full-time enrollment. Participants can receive awards up to \$5,500, and if they remain and teach in an Oklahoma (Pre-K through 12<sup>th</sup> grade) public school for five consecutive years, they will receive a \$4,000 award each year of service up to five years - not to exceed a total of \$20,000. This program provides an effective, comprehensively prepared teacher for Oklahoma public school students.

**POLICY ISSUES:**

The Inspired to Teach statute (70 O.S. § 698.1 (B)) mandates the establishment of an advisory committee comprised of 9 individuals, including educators, teacher education faculty, public school representatives, and a representative of the Oklahoma State Department of Education whose purpose is to provide recommendations and help to improve the effectiveness of the Inspired to Teach Program. The advisory committee is charged with submitting a report on the Inspired to Teach Program to the Oklahoma State Legislature on or before July 1 each year.

The 2025-2026 report details the development, implementation and impact of the program on teacher education statewide. Additionally, the report highlights significant effects of Inspired to Teach on enrollments in teacher education programs across the state, including the substantial financial support awarded to students.

**ANALYSIS:**

OSRHE staff, with assistance from the Inspired to Teach Advisory Committee, has prepared the fourth annual Inspired to Teach program report, highlighting the outcomes of the program. The report provides the following information:

- Background
- ScholarTrek
- Program Outcomes – Scholarship Component
- Program Outcomes – Employment Incentive Component
- Marketing Campaign Outcomes
- Acknowledgements
- Advisory Committee Members
- Appendices

As of June 1, 2026, 7,949 participants have enrolled in the Inspired to Teach program and have received scholarships and incentive awards which total over \$19 million. To date, 37 institutions have active participants in the program.

A majority of participants in the program come from public institutions of higher education – 7,441 (93 percent), with the remaining participants from private institutions in Oklahoma. Most of these students attended rural Oklahoma high schools.

During the 2025-2026 academic year, the two cohorts of Inspired to Teach participants completed their third year of teaching service, while another two cohorts completed their second year of teaching service in Oklahoma public school districts. To date, 731 Inspired to Teach employment incentives have been awarded, totaling over \$4 million.

In 2025-2026, the scholarship portion of the program is comprised of 1 percent high school seniors, 33 percent college freshmen, 19 percent college sophomores, 24 percent college juniors and 23 percent college seniors. The top five declared majors for Inspired to Teach participants are:

1. Elementary Education (2,445)
2. Early Childhood Education (1,231)
3. Music Education - Instrumental Music / Vocal (670)
4. English Language Arts Education (485)
5. Agriculture Education (230)

In a continued effort to fill critical shortage areas, the OSRHE also tracks science and math education majors participating in Inspired to Teach. The program currently has:

- 195 Mathematics Education Majors
- 198 Science Education Majors (General)
- 49 Biology Education Majors
- 27 Chemistry Education Majors
- 10 Natural Sciences Education Majors
- 3 Physics Education Majors
- 10 Natural Sciences Education Majors

There are also 234 Special Education majors and 132 Art Education majors currently enrolled in Inspired to Teach. The I2T program is also seeing growth in the pipeline, with 361 Pre-Education majors in the

program. The OSRHE will continue to monitor declared major trends for a better understanding of the program's impact on resolving the teacher shortage crisis in Oklahoma.

OSRHE staff continues to vigorously promote public awareness to increase the enrollment in the Inspired to Teach program. Continued outreach with key stakeholders and a robust marketing campaign have served to grow the program substantially. OSRHE staff will continue these efforts to increase public awareness, program enrollment and participation, and the goal of resolving the Oklahoma teacher shortage.

Supplement available upon request.



Meeting of the  
**OKLAHOMA STATE REGENTS FOR HIGHER EDUCATION**  
June 25, 2026

**AGENDA ITEM #24-b (3):**

**Annual Reports.**

**SUBJECT:**

Possible action to acknowledge receipt of the 2024-2025 Teacher Education Program Admission Study.

**RECOMMENDATION:**

**It is recommended that the State Regents acknowledge receipt of the 2024-2025 Teacher Education Program Admission Study.**

**BACKGROUND:**

In response to the legislature in 1985, the State Regents selected the Pre-Professional Skills Test (PPST), now called the PRAXIS Core Academic Skills for Educators Test, as one criterion for admission to teacher education programs. In September 1997, a general education teacher certification test was added as a licensing requirement by the legislature. In May 2002, this Oklahoma General Education Test (OGET) was added to the admission criteria.

In 2020, the American College Testing (ACT) and Scholastic Aptitude Test (SAT) were also added as options, in lieu of the OGET, for meeting admissions requirements, but in the spring of 2022, the legislature moved to revoke the OGET as a licensure exam. The Office of Educational Quality and Accountability (OEQA) continued to offer the OGET for one more year as part of the phase out plan. However, it was not used for licensure; Educator Preparation Programs (EPPs) allowed this test to be used one final academic year (2022-2023) for admission into teacher education programs.

Currently, in policy, the admission criteria are 1) earning a GPA of 2.75 or higher in all general education courses, 2) scoring at or above 22 on the ACT (the writing portion included), 3) scoring at or above 1120 on the SAT (with no less than a 5 on reading, a 4 on Analysis, and a 5 on Writing), 4) scoring at or above the level designated by the State Regents on the PRAXIS exam, or 5) holding a baccalaureate degree from an institution accredited by an organization recognized by the United States Department of Education for the purpose of accrediting institutions of higher education in the United States, and approved by the State Regents.

This is the twentieth study of teacher education program admission since the policy was implemented in 1990. This report focuses on the period from 2024-2025, the most recent data available.

**POLICY ISSUES:**

The State Regents' policy, Criteria for Admission to Teacher Education (3.21.2), regulates admission standards to teacher education programs and requires a review of data to evaluate its impact.

**ANALYSIS:**

During 2024-2025, the 22 Oklahoma universities with teacher education programs reported a total of 1,259 students admitted to teacher education (see Chart 1a for distribution). The 12 public universities reported 1,075 admissions (see Chart 1b for distribution) and the 10 private universities reported a total of 184 students (see Chart 1c for distribution) admitted to teacher education. The number of public university students admitted in the past 5 years has increased 7 percent, from 1,006 in 2020-2021 to 1,075 in 2024-2025. Over the past 5 years, for both public and private teacher education admissions combined, the increase in admissions was 4.31 percent, while year-over-year admissions for public and private institutions increased by 2.03 percent (Chart 2).

For 2024-2025, most of the students admitted were White, Non-Hispanic (813), 56 percent of total admissions (Chart 3). The next largest groups were Hispanic or Latino (200) at 14 percent and those who identified as Multiple at 11 percent (158). Native American or Alaska Native made up 6 percent (90) and Black or African American (49) made up 3 percent, followed by Asian Middle Far East students (11) at 1 percent. Non-resident aliens made up less than 1 percent (8). The smallest group was Native Hawaiian or Other Pacific Islander at less than 1 percent (2). 5 percent (67) of students had no data returned, and 4 percent (58) were unknown.

Females (1,122) comprised 77 percent of admissions with males (267) making up 18 percent. 5 percent (67) of students had no data returned.

In 2024-2025, 1,105 (88 percent) of students admitted to teacher education programs earned admission by meeting the GPA requirement. The remaining 12 percent of students gained admission through PRAXIS test scores, holding a bachelor's degree, or the ACT/SAT (Chart 5).

## **Conclusion**

Increases to teacher education programs can be attributed to efforts in recent years to provide additional state funding to institutions for teacher recruitment and retention. EPPs have received specific increases to address the need for teachers in Oklahoma. Additionally, the statewide programs—Inspired to Teach, Teacher Shortage Employment Incentive Program, and the Paid Student Teaching Program (a partnership with OSDE)—have been crucial in helping to address the teacher shortage in the state. These programs are designed to provide a combination of supports to teacher education majors in the forms of scholarships, stipends, and employment incentives for teaching in an Oklahoma public school upon degree completion. In observance of the trends highlighted in this report, it is expected that future increases will become more common as support is provided to higher education institutions that prepare effective teachers for the state.

- Overall, teacher education admissions were up by 7 percent (2020-2021 to 2024-2025), with the highest admission rate to teacher education programs since 2017-2018 (1,241).
- Male admission decreased by a percentage point from 19 percent (in years 2022-2024) to 18 percent. Female admission increased from 866 in 2023-2024 to 1,122 in 2024-2025, a 30 percent increase.
- Ethnicity for teacher education admissions increased in every category except Asian Middle Far East students, which remained level at 1%.

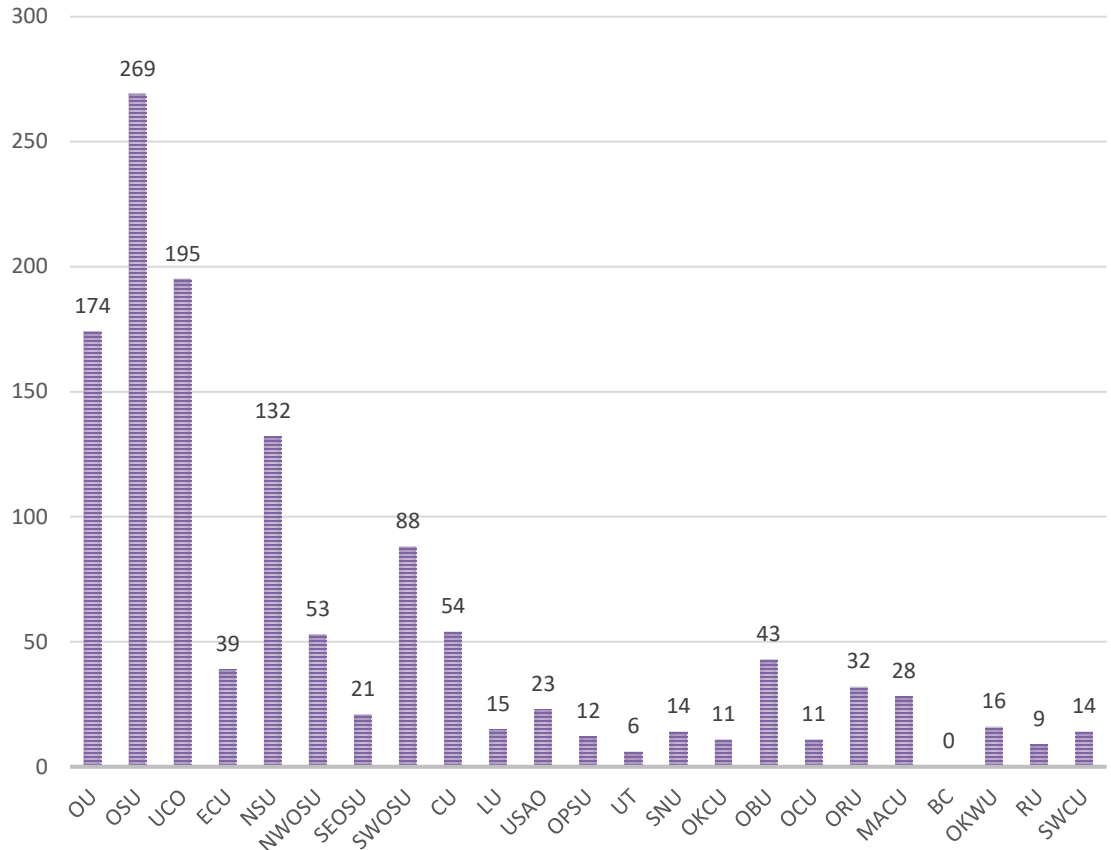
## **Recommendations**

1. Continue to monitor the effects of alternative and emergency certification on teacher education admissions coupled with recruitment and retention efforts to mitigate against this trend.

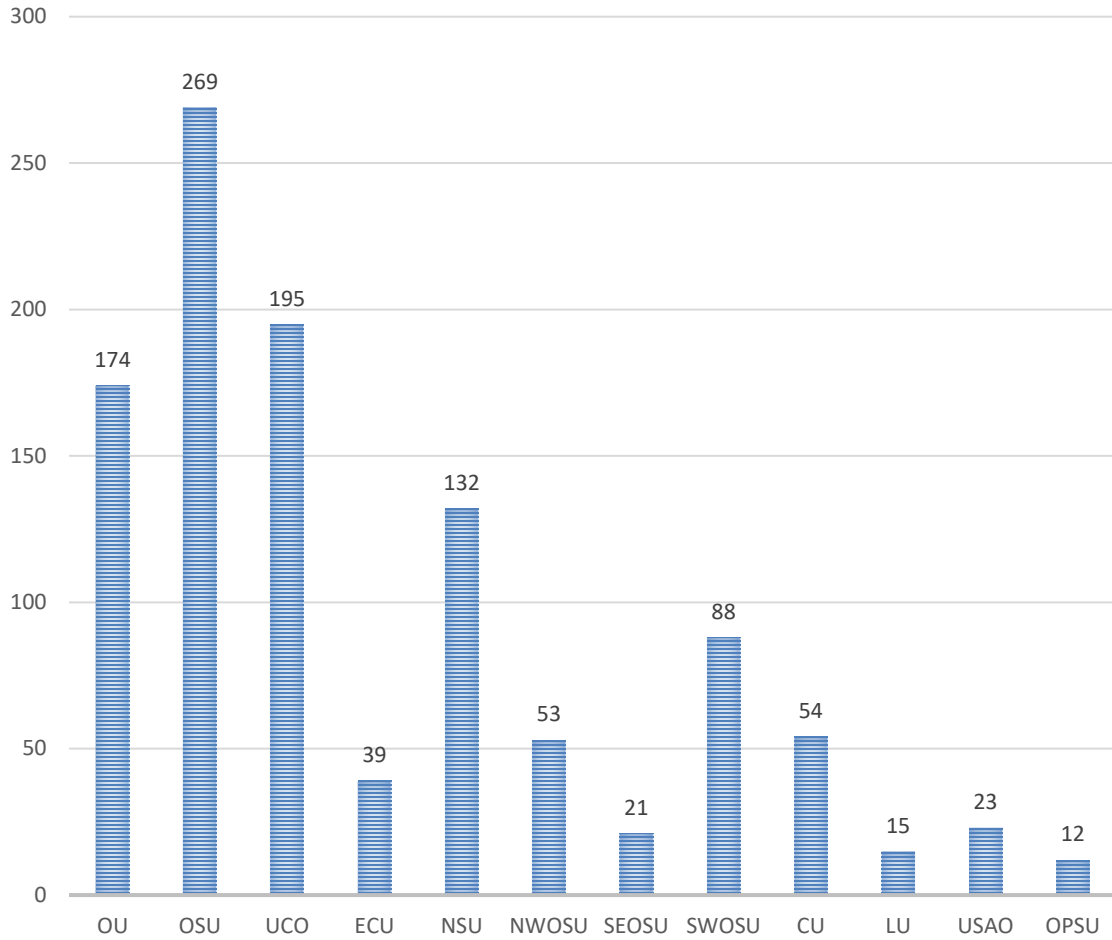
2. Continue to increase teacher recruitment and retention initiatives to help meet the demand of the teaching workforce, as well as the demands of changing student demographics and learning needs. Monitor the effectiveness of these initiatives in addressing the teacher shortage.
3. Provide support to educator preparation programs in meeting the academic and scholarship needs of students.
4. Students should have continued advisement in the general education core curriculum. If necessary, students are provided with remediation. The subject matter competency course requirements in English, math, sciences, and social studies for early childhood, elementary, and special education students should continue to increase the general academic preparation of many teacher education students.
5. Students should have continued support and professional development throughout matriculation to ensure they are successful in teacher education programs and are prepared to meet the demands of the classroom.

Attachment.

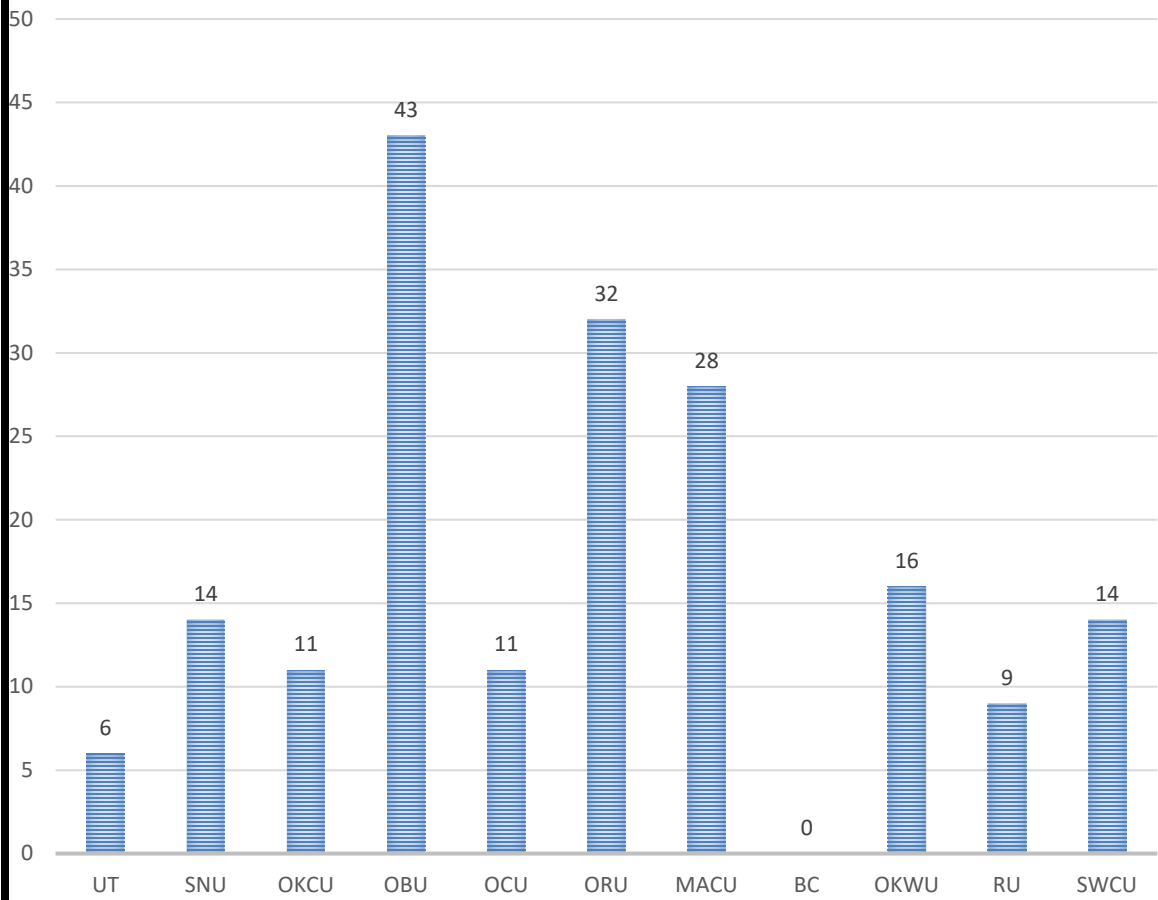
**CHART 1A  
STUDENTS ADMITTED TO TEACHER EDUCATION  
PROGRAMS AT  
OKLAHOMA UNIVERSITIES  
2024-2025**



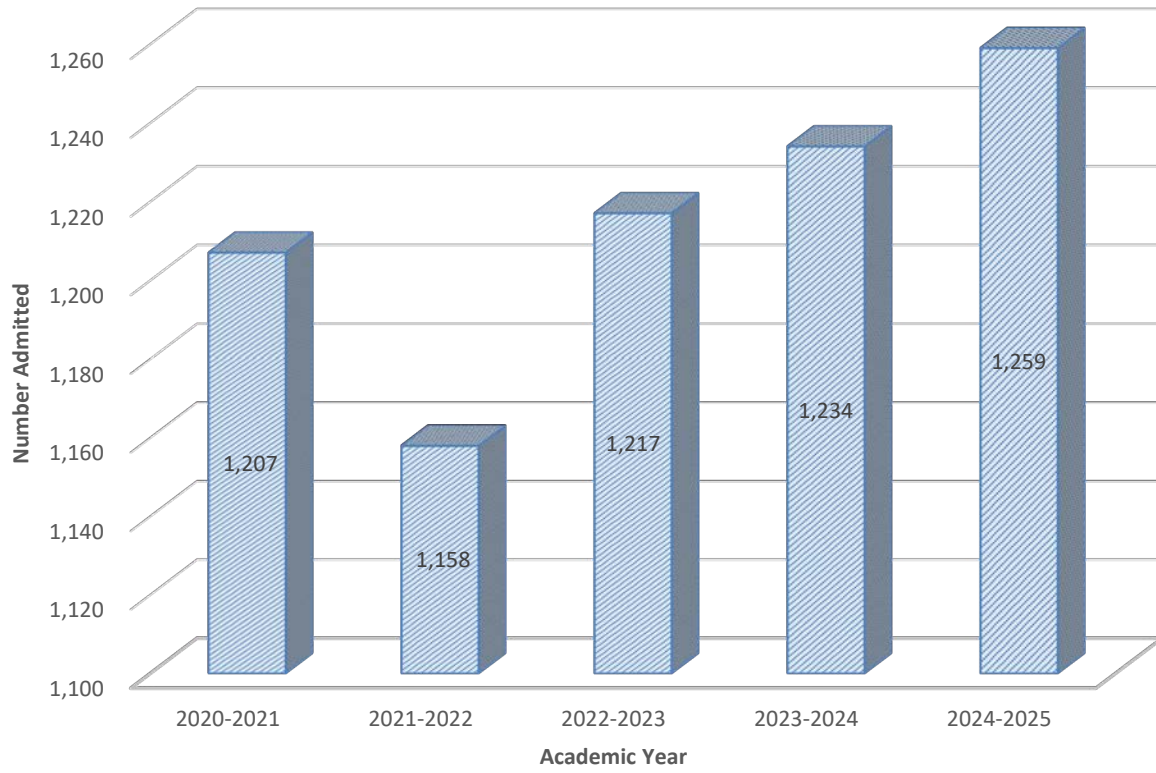
**CHART 1B**  
**STUDENTS ADMITTED TO TEACHER EDUCATION**  
**PROGRAMS AT**  
**PUBLIC UNIVERSITIES**  
**2024-2025**



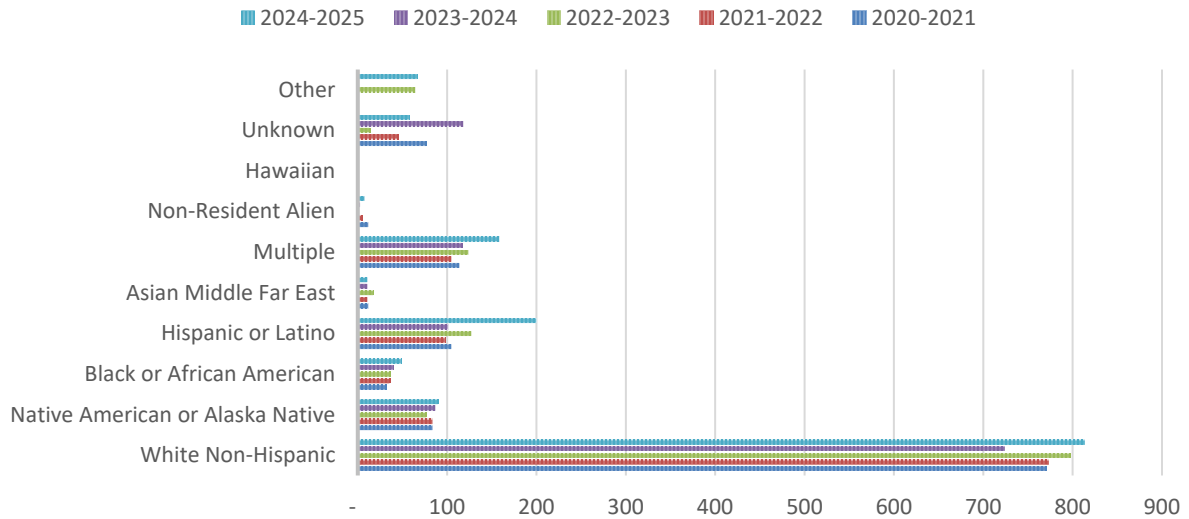
**CHART 1C**  
**STUDENTS ADMITTED TO TEACHER EDUCATION**  
**PROGRAMS AT**  
**PRIVATE UNIVERSITIES**  
**2024-2025**



**CHART 2**  
**NUMBER OF STUDENTS ADMITTED TO TEACHER**  
**EDUCATION PROGRAMS AT**  
**PUBLIC AND PRIVATE UNIVERSITIES**  
**2020-2025**

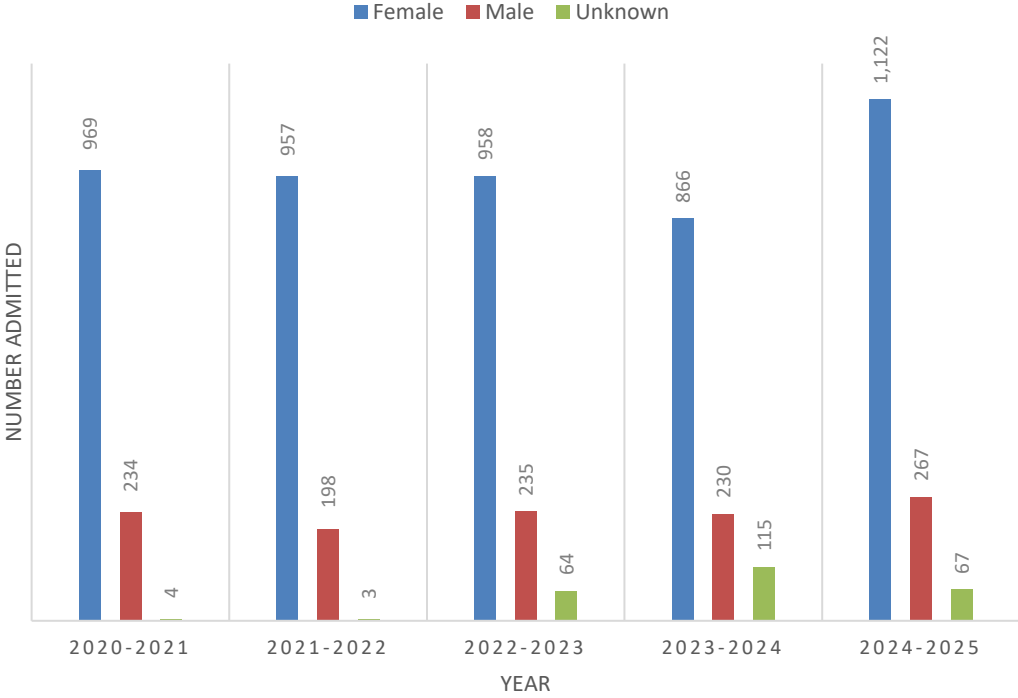


**CHART 3  
STUDENTS ADMITTED TO TEACHER EDUCATION  
PROGRAMS BY ETHNIC GROUP 2020-2025**

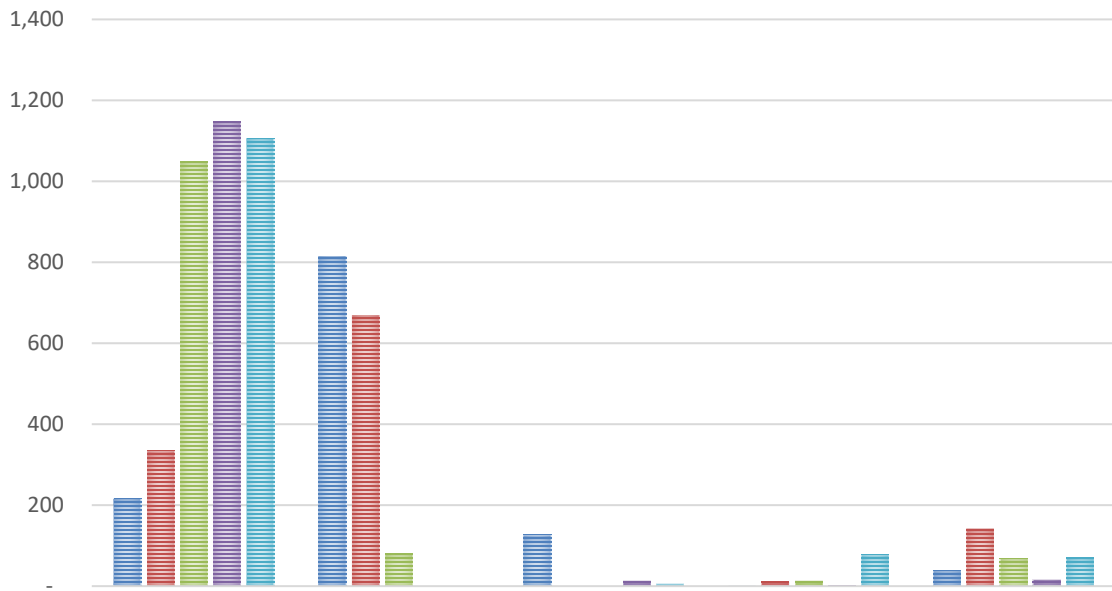


	White Non-Hispanic	Native American or Alaska Native	Black or African American	Hispanic or Latino	Asian Middle Far East	Multiple	Non-Resident Alien	Hawaiian	Unknown	Other
2024-2025	813	90	49	200	11	158	8	2	58	67
2023-2024	724	87	40	101	11	117	3	0	118	0
2022-2023	797	77	37	127	18	124	2	0	14	64
2021-2022	773	84	36	98	11	105	5	1	45	0
2020-2021	771	84	32	105	12	114	12	0	77	0

**CHART 4**  
**STUDENTS ADMITTED TO TEACHER EDUCATION**  
**PROGRAMS BY GENDER**  
**2020-2025**



**CHART 5  
NUMBER OF STUDENTS ADMITTED TO TEACHER EDUCATION  
PROGRAMS BY ADMISSION CRITERION**



	GPA	OGET	Praxis	Degree	ACT/SAT
2020-2021	217	814	127	2	39
2021-2022	334	669	0	12	143
2022-2023	1,050	82	0	14	69
2023-2024	1,148	0	13	3	17
2024-2025	1,105	0	6	78	70

Meeting of the  
**OKLAHOMA STATE REGENTS FOR HIGHER EDUCATION**  
June 25, 2026

**AGENDA ITEM #26:**

**Proposed Executive Session.**

**SUBJECT:**

Possible discussion and vote to enter into executive session pursuant to:

- (1) 25 O.S. § 307(B)(4) for confidential communications between the board and its attorney(s) concerning: (a) Black Emergency Response Team, et al. v. Drummond, et al., Case No. 5:21-cv-01022-G in the United States District Court for the Western District of Oklahoma and the United States Court of Appeals for the Tenth Circuit; and (b) EEOC Charge #564-2024-02714 and related pending claims or actions, if the board, with the advice of its attorney, determines that disclosure will seriously impair the ability of the board to process the claim or conduct a pending investigation, litigation, or proceeding in the public interest; and,
- (2) 25 O.S. § 307(B)(1) for routine, periodic review and/or consideration and adoption, modification, or other action related to employment, including terms and conditions, of the Chancellor.



Meeting of the  
**OKLAHOMA STATE REGENTS FOR HIGHER EDUCATION**  
June 25, 2026

**AGENDA ITEM #27:**

**Officers.**

**SUBJECT:**

Possible action to elect State Regents' officers for 2026-27.

*Oral presentation.*



**OKLAHOMA STATE REGENTS FOR HIGHER EDUCATION**

655 Research Parkway, Suite 200, Oklahoma City, Oklahoma

**MINUTES**

**Eight Hundred and Fifty-seventh Meeting**



May 29, 2026

**OKLAHOMA STATE REGENTS FOR HIGHER EDUCATION**  
655 Research Parkway, Suite 200, Oklahoma City, Oklahoma

Minutes of the Eight Hundred and Fifty-seventh Meeting  
May 29, 2026

**CONTENTS**

Announcement of Filing of Meeting and Posting of the Agenda .....	20419
Call to Order .....	20419
Minutes of Previous Meetings .....	20419
Comments from the Chair.....	20419
Comments from the Chancellor .....	20420
State Regents.....	20421
Chancellor Hans Brisch Scholarship. ....	20421
Council for Online Learning Excellence Awards.....	20421
New Programs.....	20422
Program Deletions .....	20425
Academic Policy .....	20426
State Authorization .....	20429
Budget Report and Revenue Update.....	20430
Performance Funding Formula .....	20430
E&G Budget.....	20431
Tuition and Fees.....	20431
EPSCoR .....	20431
Contracts and Purchases .....	20431
Investments .....	20432
Legislative Update .....	20432
Administrative Operations .....	20432
Consent Docket.....	20433
Reports .....	20433
Report of Committees.....	20434
Proposed Executive Session .....	20434
Announcement of Next Regular Meeting.....	20435
Adjournment .....	20435

**OKLAHOMA STATE REGENTS FOR HIGHER EDUCATION**

655 Research Parkway, Suite 200, Oklahoma City, Oklahoma

**Minutes of the Eight Hundred and Fifty-seventh Meeting  
of the**

**Oklahoma State Regents for Higher Education**

May 29, 2026

1. **ANNOUNCE FILING OF MEETING NOTICE AND POSTING OF THE AGENDA IN ACCORDANCE WITH THE OPEN MEETING ACT.** The Oklahoma State Regents for Higher Education held a regular meeting at 9:00 a.m. on Friday, May 29, 2026, in the Regents Conference Room of the Oklahoma State Regents for Higher Education office (655 Research Parkway, Suite 200, Oklahoma City). Notice of the meeting was filed with the Secretary of State on October 14, 2025. A copy of the agenda for the meeting had been posted in accordance with the Open Meeting Act.
2. **CALL TO ORDER.** Chair Courtney Warmington called the meeting to order at 9:00 a.m. and presided. Present for the meeting were State Regents Jack Sherry, Courtney Warmington, Trevor Pemberton, Phillip Mitchell “Mitch” Adwon, Ken Levit, Dennis Casey, Brian Beller, and Steven W. Taylor. Regent Michael C. Turpen was absent.
3. **MINUTES OF THE PREVIOUS MEETINGS.** Regent Taylor moved, seconded by Regent Levit, to approve the minutes of the State Regents’ meetings in April 2026. Voting for the motion were Regents Sherry, Warmington, Pemberton, Adwon, Levit, Casey, Beller, and Taylor. Voting against the motion were none.
4. **COMMENTS FROM THE CHAIR.** Chair Warmington welcomed newly appointed State Regents Brian Beller and Trevor Pemberton and stated that the State Regents look forward to the perspective and experience they will bring to the Board’s work on behalf of Oklahoma higher education. Chair Warmington also thanked Regent Ken Levit for agreeing to chair the Budget and Audit Committee following Regent Dustin Hilliary’s appointment to the University of Oklahoma Board of Regents, noting that Regent Levit’s

experience and leadership will be valuable as the committee continues its work. Chair Warmington then noted that the State Regents would later consider revisions to the performance funding formula, which has been a significant undertaking over the last several years. She thanked Regents Taylor and Casey for the time, thought, and leadership they devoted to the effort, and also thanked Regent Levit for recently joining the committee and contributing to the final review process. Chair Warmington reported that the committee met earlier in the month to finalize the recommendations presented for consideration. She emphasized that the funding formula should not be viewed as static, but rather as an ongoing process. She noted that the committee recommended an annual review of the formula to evaluate its effectiveness, consider feedback from institutions, and make adjustments as needed. Chair Warmington stated that a formula of this importance should serve as a living framework that continues to improve over time while remaining focused on the State Regents' goals for student success, workforce alignment, and accountability. She added that the committee plans to begin meeting again in July to consider whether any refinements should be recommended for the next year of implementation, and expressed appreciation for the committee's commitment to moving the work forward in a thoughtful and transparent manner.

5. **COMMENTS FROM THE CHANCELLOR.** Chancellor Burrage joined Chair Warmington in welcoming newly appointed State Regents Brian Beller and Trevor Pemberton and expressed appreciation for their willingness to serve. He stated that he looks forward to working with both new Regents as the State Regents continue advancing the work of Oklahoma's state system of higher education. Chancellor Burrage reported that he had participated in commencement activities over the past several weeks, including delivering the commencement address at Rogers State University. He stated that commencement ceremonies are a meaningful reminder of the impact Oklahoma's colleges and universities have on students, families, communities and the state's future workforce. Chancellor Burrage thanked Governor Stitt and the Oklahoma Legislature for their continued support of higher education in the state budget. He expressed appreciation for additional funding provided for Oklahoma's Promise and the Oklahoma Rising Scholars award program, noting that these investments directly support student access, affordability and retention of high-achieving Oklahoma students in the state's public colleges and

universities. Chancellor Burrage also reported that he attended a retirement dinner in Muskogee honoring Connors State College President Ron Ramming, who will retire at the end of June. He noted President Ramming's many years of service to Connors State College, including nearly a decade as president, and stated that his leadership has made a lasting impact on the institution and the communities it serves. Chancellor Burrage congratulated President Ramming on his retirement and thanked him for his service to Oklahoma higher education. Chancellor Burrage stated that the OSU A&M Board of Regents selected Dr. Steve Rook, currently chancellor of Arkansas State University Three Rivers, to serve as Connors State College's next president. He stated that the State Regents look forward to welcoming Dr. Rook to Oklahoma's higher education community and working with him in his new role.

6. **STATE REGENTS.** Chair Warmington introduced the Vice Chief Justice of the Oklahoma Supreme Court Dana Kuehn to administer the oath of office to Regents Trevor Pemberton and Brian Beller.
7. **CHANCELLOR HANS BRISCH SCHOLARSHIP PROGRAM AWARDS.** Regent Casey moved, seconded by Regent Adwon, to ratify the following recipients of the 2026-27 Chancellor Hans Brisch Scholarship: Lydia Bullard, Durant High School; Addison Edwards, Stillwater High School; Hadley Ott, Lomega High School; Fatima Rangel-Villanueva, Dove Science Academy High School; and Kadence Stapleton, Coweta High School. Voting for the motion were Regents Warmington, Pemberton, Adwon, Levit, Casey, Beller, Taylor, and Sherry. Voting against the motion were none. Dr. Kylie Smith, Vice Chancellor for Administration, introduced the recipients that were present at the meeting.
8. **COUNCIL FOR ONLINE LEARNING EXCELLENCE AWARDS.** Regent Taylor moved, seconded by Regent Adwon, to ratify the recipients of the 2026 Oklahoma Online Excellence Awards. The recipient of the Oklahoma Online Excellence Award for Open Education Impact is the Oklahoma City Community College Math Department. The recipient of the Oklahoma Online Excellence Award for Accessibility is Peyton Haley, Oklahoma State University. The recipient of the Oklahoma Online Excellence Award for

Teaching is Rachel Cox, Instructor, Oklahoma State University. The recipient of the Oklahoma Online Excellence Award for Individual Leadership is Dr. Hannah Rieger, Manager of Student Experience for OU Education Services, University of Oklahoma. The recipient of the Oklahoma Online Excellence Award for Team Leadership is the Behavioral Health Sciences, Department of Psychology, Oklahoma City Community College. The recipient of the Oklahoma Online Excellence Award for Innovation is the AI Education Working Group, University of Oklahoma. Voting for the motion were Regents Pemberton, Adwon, Levit, Casey, Beller, Taylor, Sherry, and Warmington. Voting against the motion were none.

9. **NEW PROGRAMS.**

- a. **Cameron University.** Regent Casey presented Agenda Item #9-a, which is a request from Cameron University to offer the Associate in Science in Agriculture, and asked Heather Peck, Director of Academic Programs, to explain the request. Director Peck indicated that it is a 66-credit hour program that will provide graduates with technical training, a solid academic foundation, and the flexibility to enter into the workforce directly or continue seamlessly into a baccalaureate degree. Regent Casey moved, seconded by Regent Taylor, to approve the request. Voting for the motion were Regents Adwon, Levit, Casey, Beller, Taylor, Sherry, Warmington, and Pemberton. Voting against the motion were none.
- b. **Northeastern State University.** Regent Casey presented Agenda Item #9-b, which is a request from Northeastern State University to offer the Master of Education in Elementary Education, and asked Director Peck to explain the request. Director Peck indicated that the degree is a 30-credit hour program that will provide graduate level courses for elementary teachers who would like to advance their teaching, knowledge, and overall school involvement. Regent Taylor inquired about program delivery method, and Director Peck responded that 70 percent will be online and 30 percent will be in person. Regent Casey asked about the purpose of the program, and Director Peck indicated that the program is intended for those individuals with alternative or emergency certification. Regent Casey moved, seconded by Regent

Sherry, to approve the request. Voting for the motion were Regents Levit, Casey, Beller, Taylor, Sherry, Warmington, Pemberton, and Adwon. Voting against the motion were none.

- c. **Rogers State University.** Regent Casey presented Agenda Item #9-c, which is a request from Rogers State University to offer the Bachelor of Science in Nutrition, and asked Director Peck to explain the request. Director Peck indicated that the degree is a 120-credit hour program that is designed to provide students with a comprehensive understanding of the science of nutrition and its application to health and wellness. Regent Taylor inquired about program delivery method, and Director Peck responded that 60 percent will be in person and 30 percent will be in online. Regent Casey moved, seconded by Regent Sherry, to approve the request. Voting for the motion were Regents Casey, Beller, Taylor, Sherry, Warmington, Pemberton, Adwon, and Levit. Voting against the motion were none.

- d. **University of Central Oklahoma.**

- (1) Regent Casey presented Agenda Item #9-d (1), which is a request from the University of Central Oklahoma to offer the Education Specialist in School and Professional Counseling, and asked Director Peck to explain the item. Director Peck indicated that the degree is a 60-credit hour program that will provide advanced study to individuals seeking to expand their professional qualifications in both school and clinical counseling. Regent Casey asked about the anticipated number of graduates, and Director Peck responded that they expect a minimum of 6 majors enrolled in the program by 2030 and 3 graduates during the 2030-31 academic year. Regent Warmington asked for clarification on the type of credential being requested. Director Peck indicated that an Education Specialist is a graduate level degree that is between a master's and a doctoral degree. Graduates of the program will be able to sit for the licensure examination to be a school counselor. Regent Taylor commented on the online delivery nature of the program. Regent Pemberton asked how the program differs from the master's program and

whether the master's degree leads to licensure. Director Peck responded that the Education Specialist program is tailored for students with a master's degree from an institution lacking the type of accreditation UCO's program has. Regent Casey moved, seconded by Regent Sherry, to approve the request. Voting for the motion were Regents Casey, Beller, Warmington, and Levit. Voting against the motion were Regents Sherry, Pemberton, Taylor and Adwon. The motion failed.

- (2) Regent Casey presented Agenda Item #9-d (2), which is a request from the University of Central Oklahoma to offer the Master of Science in Couple/Marriage and Family Therapy, and asked Director Peck to explain the item. Director Peck indicated that the degree is a 51-credit hour program that will prepare students to work in private practice, schools, and community settings, as well as pursue doctoral studies. Regent Warmington inquired about delivery method, and Director Peck indicated that it is traditional. Regent Casey commented on the minimum productivity requirements, and Director Peck explained post-audit requirements to review productivity after provisional approval of the program. Regent Casey moved, seconded by Regent Taylor, to approve the request. Voting for the motion were Regents Beller, Taylor, Sherry, Warmington, Pemberton, Adwon, Levit, and Casey. Voting against the motion were none.
- (3) Regent Casey presented Agenda Item #9-d (3), which is a request from the University of Central Oklahoma to offer the Bachelor of Science in Biomedical Sciences, and asked Director Peck to explain the item. Director Peck indicated that the degree is a 124-credit hour program that will prepare students for careers in Biomedical Sciences through the use of a robust suite of courses that emphasize discipline knowledge and technical skills. Regent Casey moved, seconded by Regent Adwon, to approve the request. Voting for the motion were Regents Taylor, Sherry, Warmington, Pemberton, Adwon, Levit, Casey, and Beller. Voting against the motion were none.

e. **Oklahoma State University Institute of Technology.**

(1) Regent Casey presented Agenda Item #9-e (1), which is a request from the OSU Institute of Technology to offer the Associate in Applied Science in John Deere Tech, and asked Director Peck to explain the item. Director Peck indicated that the degree is a 66-credit hour program that is designed to prepare students with specialized skills in diagnostics, repair, and maintenance of John Deere agricultural and construction equipment. Regent Casey asked about starting salaries for program graduates. Director Peck indicated starting salaries range from \$36,000 to \$66,000. Regent Casey moved, seconded by Regent Taylor, to approve the request. Voting for the motion were Regents Sherry, Warmington, Pemberton, Adwon, Levit, Casey, Beller, and Taylor. Voting against the motion were none.

(2) Regent Casey presented Agenda Item #9-e (2), which is a request from the OSU Institute of Technology to offer the Associate in Applied Science in Logistics and Supply Chain Technology, and asked Director Peck to explain the item. Director Peck indicated that the degree is a 60-credit hour program that prepares students for operational roles in logistics, distribution, inventory control, and supply chain coordination through applied coursework, industry-aligned competencies, and embedded certification preparation. Regent Taylor inquired about the delivery format, and Director Peck indicated that the program is fully online. Regent Casey moved, seconded by Regent Levit, to approve the request. Voting for the motion were Regents Warmington, Pemberton, Levit, Casey, Beller, and Sherry. Voting against the motion were Regent Adwon and Regent Taylor.

10. **PROGRAM DELETIONS.** Regent Casey presented Agenda Item #8, which is the approval of institutional requests for program deletions from the University of Oklahoma Health Science Center, Langston University, Murray State College, Oklahoma State Institute of Technology, and Oklahoma State University – Oklahoma City. It appears that no students will be negatively impacted by the program deletions. Regent Casey noted

these program deletions are a continuation of the State Regents work to reduce low-producing programs at state system institutions. Regent Casey moved, seconded by Regent Hickman, to approve the request. Voting for the motion were Regents Pemberton, Adwon, Levit, Casey, Beller, Taylor, Sherry, and Warmington. Voting against the motion were none.

11. **ACADEMIC POLICY.**

- a. Regent Warmington noted that Agenda Item #11-a is the posting of proposed revisions to State Regents' policy 3.17 – Distance Education and Traditional Off-Campus Courses and Programs, section 6. – State Authorization Reciprocity Agreement. This item is for posting only at this time.
- b. Regent Casey presented Agenda Item #11-b, which is a request to approve proposed revisions to State Regents' policy 3.4 – Academic Program Approval, and asked Dr. Kylie Smith, Vice Chancellor for Administration, to explain the request. Dr. Smith presented information regarding reduced-credit bachelor's degrees. She stated that, at the direction of Governor Stitt's Executive Order, the State Regents conducted a feasibility study on the potential development of bachelor's degrees requiring fewer than 120 credit hours, which was presented at the March meeting. Dr. Smith reported that the study found reduced-credit bachelor's degrees are a growing national trend and are permissible under current Higher Learning Commission accreditation standards, but should be approached carefully and intentionally. She stated that the strongest opportunities appear to be in applied, technical and workforce-aligned fields, and that these programs may not be appropriate in disciplines with licensure requirements, extensive prerequisite sequencing, clinical requirements, or graduate and professional school expectations tied to the traditional 120-hour degree structure. Dr. Smith stated that the State Regents also posted a draft policy framework for public comment, primarily proposing changes to Policy 3.4, Academic Program Approval, and Policy 3.15, Undergraduate Degree Requirements. She explained that the revised Policy 3.4 provides a more detailed review framework, clarifies that reduced-credit bachelor's

degrees must require at least 90 credit hours and no more than 119 credit hours, and makes clear that these programs should be distinct pathways designed for applied, technical or workforce-focused occupations rather than shortened versions of traditional 120-hour degrees. Dr. Smith stated that the revised policy aligns the State Regents' review process with Higher Learning Commission substantive change expectations and strengthens requirements related to workforce need, academic quality, student disclosures, accreditation or licensure considerations, and ongoing monitoring of program outcomes. She further explained that the related revision to Policy 3.15 would reduce the minimum general education requirement for a reduced-credit bachelor's degree from 40 credit hours to 30 credit hours to provide necessary curricular flexibility while maintaining a meaningful general education foundation. Dr. Smith concluded that Policy 3.4 establishes the approval framework and review criteria for reduced-credit bachelor's degrees, while Policy 3.15 makes the corresponding adjustment to undergraduate degree requirements needed to support that framework. Chair Warmington reminded the Regents the proposed policy revisions result from a desire from the Governor for the State Regents to examine the possibility of allowing 90-hour bachelor's degrees. The proposed policy revisions provide a framework for considering these requests in the future and no actual program proposals are being considered at this meeting. Regent Casey inquired about ensuring that students receive adequate disclosures about the difference between 90-hour degrees and traditional bachelor's degrees. Dr. Smith indicated that the policy will require institutions to inform the State Regents of their communication and student advising strategies. Regent Taylor raised several concerns with the proposed policy allowing reduced-credit bachelor's degrees, particularly around the naming of the degree and indicated he strongly believed these credentials should be called something else that differentiates them from a traditional bachelor's degree. He also raised concerns regarding graduate school pathways with reduced-credit bachelor's degrees and the lessening of academic rigor. Chair Warmington indicated that policy as written provides Regents with flexibility to make naming decisions as each individual proposal becomes before the board for consideration. She expects that this policy

will likely evolve over time as best practices regarding 90-hour bachelor's degrees become more common. Regent Pemberton inquired about the impact on rigor. Dr. Smith indicated that the reduction in credit hours will come from free electives and additional general education hours. The core programmatic content is intended to be the same as the core content in a traditional program. Regent Pemberton asked if there is any data on student workforce outcomes from other states. Dr. Smith indicated that since the 90-hour bachelor's degree is a relatively new concept, outcomes data does not exist but the policy will require institutions to provide outcomes data for any program that is approved. Regent Pemberton sought clarification on when the degree name will be decided, and Dr. Smith responded that it will be as each individual request is made to and considered by the board. Regent Pemberton inquired about the potential impact of a reduced-credit bachelor's degree on an institution's aspirations to achieve AAU status. Regent Levit expressed excitement about the efforts to look at alternatives to the traditional 120-hour bachelor's degree. He reiterated the importance of these programs to maintain rigor. Regent Casey inquired about the reduction in electives. Regent Levit moved, seconded by Regent Casey, to approve the proposed policy revisions. Voting for the motion were Regents Levit, Casey, Beller, Sherry, Warmington, and Pemberton. Voting against the motion were Regents Adwon and Taylor.

- c. Regent Casey presented Agenda Item #11-c, which is a request to approve proposed revisions to State Regents' policy 3.15 – Undergraduate Degree Requirements, and asked Dr. Smith to explain the request. Dr. Smith indicated that these revisions correspond to the revisions made in policy 3.4 and reduce the number of general education hours required for a reduced-credit bachelor's degree from 40 to 30. Regent Casey moved, seconded by Regent Sherry, to approve the request. Voting for the motion were Regents Casey, Beller, Sherry, Warmington, Pemberton, Adwon, and Levit. Voting against the motion was Regent Taylor.
- d. Regent Casey presented Agenda Item #9-d, which is a request to approve proposed revisions to State Regents' policy 3.10 – Concurrent Enrollment and asked Director Peck to explain the revisions. Regent Casey inquired about the reason for the

revisions. Regent Warmington asked for confirmation on the removal of geographic service area restrictions from online concurrent courses. Director Peck confirmed and indicated that it provides the flexibility for high schools to select a specific higher education partner. Regent Casey moved, seconded by Regent Adwon, to approve the request. Voting for the motion were Regents Beller, Taylor, Sherry, Warmington, Pemberton, Adwon, Levit, and Casey. Voting against the motion were none.

- e. Regent Casey presented Agenda Item #11-e, which is a request to approve a request for an exception to State Regents' policy 3.10 from the University of Oklahoma and asked Director Peck to explain the request. Regent Casey moved, seconded by Regent Sherry, to approve the request. Voting for the motion were Regents Taylor, Sherry, Warmington, Pemberton, Adwon, Levit, Casey, and Beller. Voting against the motion were none.

## 12. **STATE AUTHORIZATION.**

- a. Regent Casey presented Item #12-a, which are requests from California Institute of Integral Studies and Ultimate Medical Academy for initial authorization to operate as degree-granting institutions in Oklahoma. After reviewing the application and required documentation, State Regents' staff determined that this institution meets the authorization requirements established in our policy. Regent Adwon inquired as to whether the statute requires the Regents to approve these requests if the institution meets all of the criteria outlined in policy. Regent Casey moved, seconded by Regent Adwon, to approve the request. Voting for the motion were Regents Sherry, Warmington, Pemberton, Adwon, Levit, Casey, Beller, and Taylor. Voting against the motion were none.
- b. Regent Casey presented Item #12-b, which is the approval of requests from Central Oklahoma College, Heavy Equipment College, Ottaway University, New York University, Southwestern Law School, Upper Iowa University, and Walden University for re-authorization to operate as degree-granting institutions in Oklahoma. After reviewing the application and required documentation, State

Regents' staff determined that these institution meet the authorization requirements established in our policy. Regent Casey moved, seconded by Regent Adwon, to approve the request. Voting for the motion were Regents Sherry, Warmington, Pemberton, Adwon, Levit, Casey, Beller, and Taylor. Voting against the motion were none.

13. **BUDGET REPORT AND REVENUE UPDATE.** Vice Chancellor for Budget and Finance Nick Hathaway presented Agenda Item #13, which is the Budget Report and Revenue Update. Mr. Hathaway reported positive trends in the state economy, noting that state revenue collections had increased by approximately \$315 million year over year. He discussed indicators related to the future economic outlook. He stated that the overall economic health of the state appeared strong. Regent Casey inquired about the status of the Rainy Day fund.
14. **PERFORMANCE FUNDING FORMULA.** Regent Levit presented Agenda Item #14, which is a request to approve proposed revisions to the State Regents' performance funding formula policy and asked James Vaughn, Associate Vice Chancellor for Budget and Finance, to explain the request in more detail. The Oklahoma State Regents began a formal review of its current performance funding formula with the creation of a Performance Funding Formula Committee in February 2024. The review was initiated to evaluate the effectiveness of the existing funding methodology and to consider potential revisions that would better align state appropriations with Oklahoma's higher education priorities, workforce needs, and student success goals. As part of the review process, the State Regents engaged HCM Strategists, a national higher education policy and finance consulting firm, to assist with evaluation of the current model and development of recommendations for a revised funding approach. Associate Vice Chancellor Vaughn explained the three tiered structure of the revised formula and reviewed the various components of the model: Enrollment (25%); Retention & Success (30%); Opportunity (20%); and Workforce (25%). He explained that 5% of total funding will run through the formula each year until 25% of funding is formula-driven. He also noted that no institution will lose more than 2% in a given year and that a hold harmless provision will be in place for the first year of implementation. Regent Taylor commented that the funding formula

committee had spent significant time reviewing potential scenarios before the recommendation that is before the board was finalized. Regent Levit emphasized the focus on performance funding rather than it being a formula driven allocation. Regent Levit moved, seconded by Regent Sherry, to approve the request. Voting for the motion were Regents Warmington, Pemberton, Adwon, Levit, Casey, Beller, Taylor, and Sherry. Voting against the motion were none.

15. **E&G BUDGET.** Regent Levit presented Agenda Item #15, which is a request to approve the allocation of state appropriations for FY27 and asked Associate Vice Chancellor Vaughn to explain the item. Associate Vice Chancellor Vaughn noted that state appropriates total \$1.1 billion for FY27 and include an increase of \$10 million for Oklahoma's Promise and \$4 million for the Oklahoma Rising Scholars Program. He noted the allocation to institutions is made using the new performance funding formula with a hold harmless provision. He also noted allocations for STEM and critical workforce programs, concurrent enrollment, and Section 13 Offset. Regent Levit moved, seconded by Regent Taylor, to approve the request. Voting for the motion were Regents Pemberton, Adwon, Levit, Casey, Beller, Taylor, Sherry, and Warmington. Voting against the motion were none.
16. **TUITION AND FEES.** Regent Levit presented Agenda Item #16, which is a request to approve FY27 Tuition and Fee Approval Guidelines for dissemination to state system presidents and governing boards. Regent Levit moved, seconded by Regent Taylor, to approve the request. Voting for the motion were Regents Adwon, Levit, Casey, Beller, Taylor, Sherry, Warmington, and Pemberton. Voting against the motion were none.
17. **EPSCOR.** Regent Levit presented Agenda Item #17, which is a request to approve EPSCoR matching funds that total \$140,000 to Oklahoma State University for NASA EPSCoR projects. Regent Levit moved, seconded by Regent Adwon, to approve the request. Voting for the motion were Regents Levit, Casey, Beller, Taylor, Sherry, Warmington, Pemberton, and Adwon. Voting against the motion were none.
18. **CONTRACTS AND PURCHASES.**

- a. Regent Levit presented Agenda Item #18-a, which is a request to approve purchases exceeding \$100,000 for FY26. Regent Levit moved, seconded by Regent Casey, to approve the request. Voting for the motion were Regents Casey, Beller, Taylor, Sherry, Warmington, Pemberton, Adwon, and Levit. Voting against the motion were none.
  - b. Regent Levit presented Agenda Item #18-b, which is a request to approve purchases exceeding \$100,000 for FY27. Regent Levit moved, seconded by Regent Casey, to approve the request. Voting for the motion were Regents Beller, Taylor, Sherry, Warmington, Pemberton, Adwon, Levit, and Casey. Voting against the motion were none.
19. **INVESTMENTS.** Regent Taylor presented Agenda Item #19, which is a request to approve new investment managers. Regent Taylor noted the Investment Committee met in person with Mercer consultants this week to review portfolio performance. It is recommended that the State Regents approve \$12 million to Clayton, Dubilier & Rice; \$15 million to CAP91 Fund II; and \$12 million to DRA Growth & Income Fund XII. Regent Taylor moved, seconded by Regent Sherry, to approve the request. Voting for the motion were Regents Taylor, Sherry, Warmington, Pemberton, Adwon, Levit, Casey, and Beller. Voting against the motion were none.
20. **LEGISLATIVE UPDATE.** Dr. Jarrett Jobe, Vice Chancellor for Governmental Relations, provided the Regents with an update on current legislative activity. Dr. Jobe reported that the legislative session had officially concluded. He reviewed SB 1477, which added age limits to concurrent enrollment participation, and HB 2398, which requires the State Regents to develop definitions for credentials of value. Higher education was able to avoid a budget cut for FY27 and received additional funding for Oklahoma's Promise and the Oklahoma's Rising Scholars program. He reviewed potential state questions and upcoming elections. Dr. Jobe discussed plans for legislative visits during the summer and fall.
21. **ADMINISTRATIVE OPERATIONS.**

- a. Chair Warmington announced that Agenda Item #21-a is the posting of revisions to Chapter 2 – Administrative Operations – of the State Regents Policy and Procedures Manual. This item is for posting only at this time.
  - b. Chair Warmington announced that Agenda Item #21-b is the posting of revisions to the State Regents’ Personnel Policies and Procedures, Section 5.8 – Longevity Pay Plan. This item is for posting only at this time.
22. **CONSENT DOCKET.** Regent Casey moved, seconded by Regent Sherry, to approve/ratify the following routine requests which are consistent with State Regents’ policies and procedures or previous actions:
- a. High School Courses for College Admission. Possible action to ratify a request for a high school course to be considered for college admission. Page 139.
  - b. State Authorization Reciprocity Agreement. Possible action to ratify institutional requests for annual renewal of participation in the State Authorization Reciprocity Agreement. Page 141.
  - c. Contracts and Purchases. Possible action to ratify purchases exceeding \$25,000 but less than \$100,000. Page 143.
  - d. Personnel. Possible action to ratify personnel appointment. Page 145.

Voting for the motion were Regents Sherry, Warmington, Pemberton, Adwon, Levit, Casey, Beller, and Taylor. Voting against the motion were none.

23. **REPORTS.** Regent Sherry moved, seconded by Regent Pemberton, to acknowledge receipt of the following Reports:
- a. Programs. Possible action to acknowledge receipt of the Current Status Report on Program Requests. Page 147.
  - b. Annual Reports.

- (1) Possible action to acknowledge receipt of the Oklahoma National Guard Educational Assistance Program Year-End Report for 2025-2026. Page 149.
- (2) Possible action to acknowledge receipt of the Chiropractic Education Scholarship Program Year-End Report for 2025-2026. Page 157.
- (3) Possible action to acknowledge receipt of the William P. Willis Scholarship Year-End Report for 2025-2026. Page 159.

Voting for the motion were Regents Warmington, Pemberton, Adwon, Levit, Casey, Beller, Taylor, and Sherry. Voting against the motion were none.

24. **REPORT OF THE COMMITTEES.**

- a. Academic Affairs and Student Services Committee. The Academic Affairs and Student Services Committee had no additional items for Regents' action.
- b. Budget and Audit Committee. The Budget and Audit Committee had no additional items for Regents' action.
- c. Strategic Planning, Personnel and Technology Committee. The Strategic Planning, Personnel and Technology Committee had no additional items for Regents' action.
- d. Investment Committee. The Investment Committee had no additional items for Regents' action.

25. **PROPOSED EXECUTIVE SESSION.** Chris Turner, General Counsel, advised Regents that an executive session was needed pursuant to (1) 25 O.S. § 307(B)(4) for confidential communications between the board and its attorney(s) concerning: (a) Black Emergency Response Team, et al. v. Drummond, et al., Case No. 5:21-cv-01022-G in the United States District Court for the Western District of Oklahoma and the United States Court of Appeals for the Tenth Circuit; and (b) EEOC Charge #564-2024-02714 and related pending claims or actions, if the board, with the advice of its attorney, determines that disclosure will seriously impair the ability of the board to process the claim or conduct a pending investigation, litigation, or proceeding in the public interest; and, (2) 25 O.S. § 307(B)(1)

for routine, periodic review and/or consideration and adoption, modification, or other action related to employment, including terms and conditions, of the Chancellor. Regent Pemberton moved, seconded by Regent Taylor, to enter executive session. Voting for the motion were Regents Pemberton, Adwon, Levit, Casey, Beller, Taylor, Sherry, and Warmington. Voting against the motion were none. Regents entered executive session. Regent Levit moved, seconded by Regent Sherry, to exit executive session. Voting for the motion were Regents Adwon, Levit, Casey, Beller, Taylor, Sherry, Warmington, and Pemberton. Voting against the motion were none. Open session was resumed.

26. **ANNOUNCEMENT OF NEXT REGULAR MEETING.** Chair Warmington announced next meetings are scheduled for Wednesday, June 24, 2026 at 9:00 a.m. and Thursday, June 25, 2026 at 9:00 a.m. at the State Regents office in Oklahoma City.
27. **ADJOURNMENT.** With no additional items to address, the meeting was adjourned.

ATTEST:

\_\_\_\_\_  
Courtney Warmington, Chair

\_\_\_\_\_  
Steven W. Taylor, Secretary